



2-15-1937

Education of Farmers' Wives and Children in Four Counties of Tennessee

Charles E. Allred

Benjamin D. Raskopf

University of Tennessee Agricultural Experiment Station

Follow this and additional works at: https://trace.tennessee.edu/utk_agresreport

Recommended Citation

Allred, Charles E.; Raskopf, Benjamin D.; and University of Tennessee Agricultural Experiment Station, "Education of Farmers' Wives and Children in Four Counties of Tennessee" (1937). *Research Reports*. https://trace.tennessee.edu/utk_agresreport/107

The publications in this collection represent the historical publishing record of the UT Agricultural Experiment Station and do not necessarily reflect current scientific knowledge or recommendations. Current information about UT Ag Research can be found at the [UT Ag Research website](#).

This Publication is brought to you for free and open access by the AgResearch at TRACE: Tennessee Research and Creative Exchange. It has been accepted for inclusion in Research Reports by an authorized administrator of TRACE: Tennessee Research and Creative Exchange. For more information, please contact trace@utk.edu.

59768
T297m
no 2700p.2

Monograph

No. 27

EDUCATION OF FARMERS' WIVES AND CHILDREN

IN

FOUR COUNTIES OF TENNESSEE

By

CHARLES E. ALLRED, State Supervisor of Rural Research
BENJAMIN D. RASKOPF, Research Assistant

Agricultural Economics and Rural Sociology Department
Agricultural Experiment Station
University of Tennessee
Knoxville, Tennessee

February 15, 1937

TABLE OF CONTENTS

	<u>Page No.</u>
GENERAL SUMMARY	iii
CHAPTER I. INTRODUCTION	1
CHAPTER II. EDUCATION OF FARMERS' WIVES	5
Williamson County, 1920	5
Wives of White Farm Owners	5
Wives of White Farm Tenants	6
Wives of White Farm Owners and Tenants Compared ...	7
Madison County, 1920	8
Wives of Farm Owners	8
White Wives	8
Negro Wives	9
Wives of Farm Tenants	10
White Wives	10
Negro Wives	11
White and Negro Wives Compared	12
Wives of White Farm Owners and Tenants Compared ...	12
Montgomery County, 1921	13
Wives of Farm Owners	13
White Wives	13
Negro Wives	14
White and Negro Wives Compared	15
Wives of Farm Tenants	15
White Wives	15
Negro Wives	16
White and Negro Wives Compared	17
Wives of White Farm Owners and Tenants Compared ...	17
Wives of Negro Farm Owners and Tenants Compared ...	18
Overton County, 1936	19
Wives of White Farm Owners	19
Wives of White Farm Tenants	20
Wives of White Farm Owners and Tenants Compared ...	21
Education of Farmers' Wives b- States	21
CHAPTER III. EDUCATION OF CHILDREN OF FARMERS IN WILLIAMSON COUNTY, 1920	23
Children of Farm Owners	23
White Children	23
Negro Children	25

	<u>Page No.</u>
Children of Farm Tenants	25
White Children	25
Negro Children	26
Children of White Farm Owners and Tenants Compared	26
 CHAPTER IV. EDUCATION OF CHILDREN OF FARMERS IN MADISON COUNTY, 1920	 28
Children of Farm Owners	28
White Children	28
Negro Children	29
Children of Farm Tenants	30
White Children	30
Negro Children	30
White and Negro Children Compared	31
Children of White Farm Owners and Tenants Compared	32
 CHAPTER V. EDUCATION OF CHILDREN OF FARMERS IN MONTGOMERY COUNTY, 1920	 33
Children of Farm Owners	33
White Children	33
Negro Children	34
White and Negro Children Compared	34
Children of Farm Tenants	35
White Children	35
Negro Children	35
White and Negro Children Compared	36
Children of White Farm Owners and Tenants Compared	36
Children of Negro Farm Owners and Tenants Compared	37
 CHAPTER VI. EDUCATION OF CHILDREN OF WHITE FARMERS IN OVERTON COUNTY, 1936	 38
Children of White Farm Owners	38
Children of White Farm Tenants	39
Children of White Farm Owners and Tenants Compared	40
 BIBLIOGRAPHY	 41
 APPENDIX. PREVIOUS MONOGRAPHS IN THIS SERIES	 42

GENERAL SUMMARY

Education of Farmers' Wives

1. In each of the four counties studied 66 per cent, or more, of the wives of farm owners and tenants combined have not gone to high school, and less than 7 per cent have attended college. The percentage of farmers' wives having no formal schooling varies according to the county, date of survey, and tenure. In Williamson county in 1920, 13.7 per cent of the wives of white farm owners and 9.7 per cent of the wives of white tenants report no schooling; while in Madison county, the same year, all the white farm owner and tenant wives have some schooling. In Overton county in 1936 about 7 per cent of the wives of farm operators report no formal education.
2. White wives under 45 years of age, of both farm owners and tenants, have higher education than wives 45 years of age and over. However, in 2 counties a slightly larger percentage of the younger wives have no schooling. Among wives of Negro farm operators there appears to be little difference in the educational status by age, possibly due to the fact that most of these wives are of advance years, compared with the white wives studied.
3. Negro wives have less education than white wives of both farm owners and tenants.
4. In two counties the wives of white farm owners are better educated than those of white tenants; in one county tenants' wives have slightly more schooling; and in one county there appears to be little difference. In the one county where comparisons could be made there appears to be little difference in the educational attainment of wives of Negro owners and tenants.
5. In three of four counties, wives of both white owners and tenants are better educated than their husbands. This is also true of Negro wives in two counties.
6. Surveys in other states indicate as low educational status of farm wives as in Tennessee. Over half the wives of farm operators in other state studies have not attended high school.

Education of Farmers' Children

1. Both white and Negro boys and girls are retarded in their educational progress, as indicated by the large percentages above 14 years of age who have not completed the elementary grades.

2. Almost all owners' and tenants' children 7 to 25 years of age have some schooling. In contrast a larger percentage of their parents have no schooling.(1)

3. In the 4 counties studied, more white farm girls than boys in the 20 to 25 year age group have schooling above the eighth grade, and in 2 counties girls have better education than boys in every age group. In 2 counties boys appear to have made more rapid progress in the elementary grades.

4. Negro farm boys and girls have less schooling in every age group than white children.

5. Children of white farm owners have superior education, compared with children of white tenants. Among Negro farm children there seems to be little difference in educational status, by tenure.

6. A larger percentage of boys of white farm owners, 7 to 25 years of age, are reported in school than of girls of this age group; this is also true of white tenant children in 3 of the 4 counties studied.

Among Negro children in the 2 counties studied, more girls than boys of both owners and tenants are reported in school.

(1) Allrod, C. E., and Raskopf, B. D., Education of Farm Owners and Tenants in Tennessee, Department of Agricultural Economics and Rural Sociology, University of Tennessee, January 1936.

CHAPTER I

INTRODUCTION

In a previous bulletin the education of farm owners and tenants in 22 counties of Tennessee was presented.⁽¹⁾ The present report deals with the education of wives and children of farmers in those counties for which such data are available. It presents in graphic and statistical form available information on the schooling of wives and children of farm operators, analyzed by race, tenure, sex, and educational groups. The number of schedules in many of the samples is small, making final conclusions unwarranted without further study.

It is expected that this will prove of value in forming the basis for better-planned rural educational programs; in making the work of rural schools more nearly meet the needs of farm communities; in determining the best educational level for extension programs; for comparison with other states; and, in connection with later studies, to measure educational progress.

Data on which this report is based are obtained from surveys made in Williamson, Madison, Montgomery, and Overton counties,⁽²⁾ and represent 455 schedules. The location of the counties studied; authority for the survey; and date, kind, and number of schedules in each study are shown in Figure 1.

(1) Ibid., p. iv.

(2) Madison county is representative of the cotton type of farming area; about 65 per cent of its farm operators are tenants, and 43 per cent Negroes. Montgomery county is in the dark fire-cured tobacco area of the Northern Highland Rim; over one-half its operators are tenants, and over 25 per cent Negroes. Williamson county represents a general livestock farming area, is below the State average of 46.2 per cent in tenancy, and only 13 per cent of its operators are Negroes. Overton county represents a general, self-sufficing farming area, has a tenancy rate of 46.2 per cent, and only 14 farm operators in the county are Negroes.




Figure 1. Location of counties studied in this report.

DATE OF STUDY AND NUMBER OF SCHEDULES

County	Kind of Survey	Date	Number of Schedules
Williamson*	Standard of Living	1920	125
Madison*	" " "	1920	129
Montgomery*	" " "	1921	77
Overton**	" " "	1936	124

* These surveys have been made by the Department of Agricultural Economics and Rural Sociology, University of Tennessee, and the United States Bureau of Agricultural Economics.

** This survey is being made by the Department of Agricultural Economics and Rural Sociology, University of Tennessee, in cooperation with the Resettlement Administration.

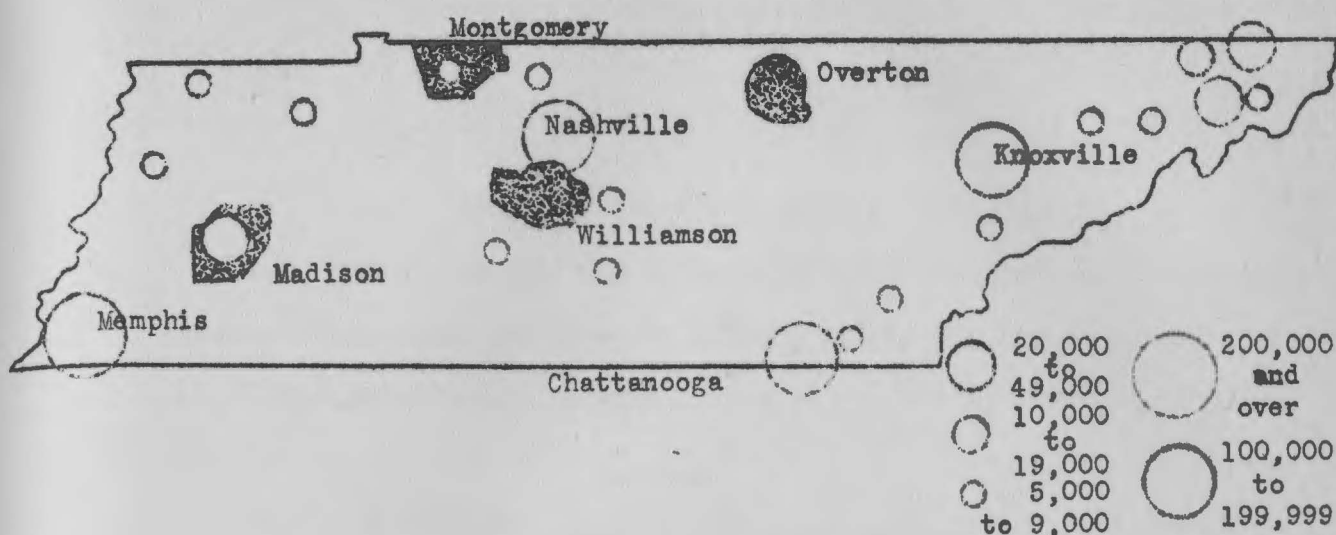
Valuable assistance in tabulating the data on which this report is based has been rendered by WPA workers made available by Dr. J. H. Pearson, United States Office of Education, Washington, D. C., and Dr. J. E. Avent, College of Education, University of Tennessee.

In considering the educational status of rural people there are several factors which should be borne in mind, as they have a direct bearing on educational opportunities, and are instrumental in causing variations within counties. Probably the most important of these is the comparative ability of counties to finance public functions, including education.

A study of the fiscal capacity of all Tennessee counties was made in 1935 by the Department of Agricultural Economics and Rural Sociology, Tennessee Agricultural Experiment Station.⁽³⁾ The counties studied in this report have comparative rank among the 95 counties of the State, in fiscal capacity as follows: Madison, sixth; Montgomery, fourteenth; Williamson, twenty-fourth; and Overton, seventy-sixth.

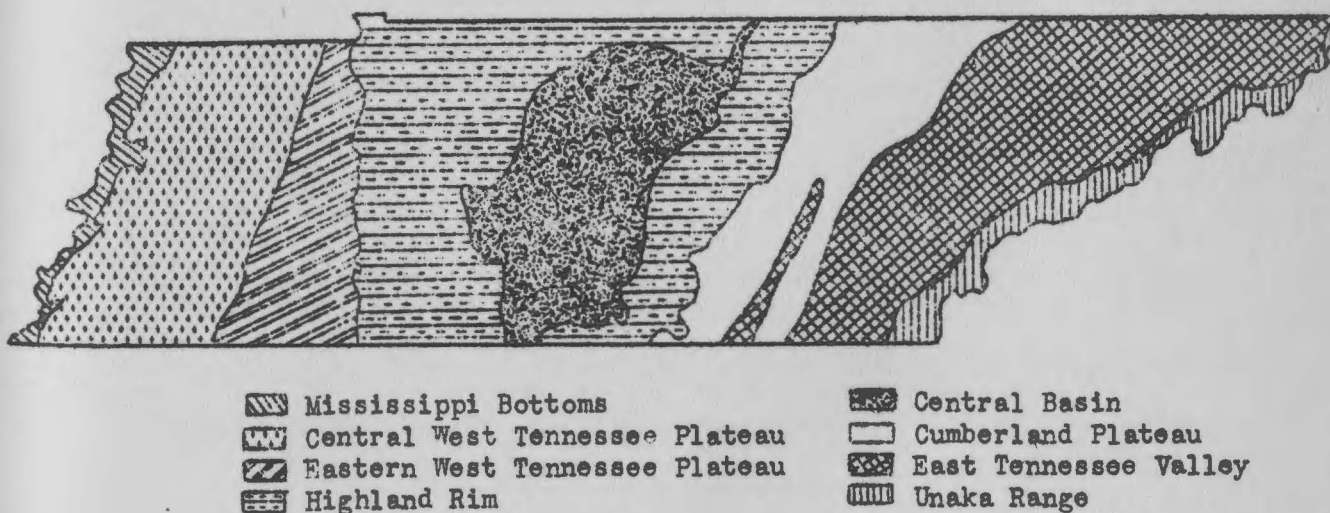
Important factors which affect fiscal capacity are soils and urban influences. Areas having the most favorable soils and topography in general have a comparatively high financial capacity; and the economic influence of cities have direct bearing upon the finances of the county. The location of the counties studied, in relation to the size of cities and soils, is shown in Figures 2 and 3.

(3) Allred, C. E., Atkins, S. W., Marshall, J. H., Collins, W. E., and Tosch, C. A., Comparative Ability of Tennessee Counties to Finance Their Governmental Functions, Cooperative Plan of Rural Research, Tennessee Agricultural Experiment Station, FWPA, and TWC, 1935.



Source: Allred, C. E., Luebke, B. J., and Marshall, J. H., Trade Centers in Tennessee, 1900-1930, Department of Agricultural Economics and Rural Sociology, University of Tennessee, July 1936.

Figure 2. Location and size of cities having over 5,000 population



Source: Soil Groups, Department of Agricultural Economics and Rural Sociology, University of Tennessee, (unpublished map).

Figure 3. Natural Soil Divisions of the State


CHAPTER II

EDUCATION OF FARMERS' WIVES

Williamson County, 1920

Wives of White Farm Owners

About 14 per cent of the 81 wives of white farm owners⁽¹⁾ in Williamson county have not attended school, and 52 per cent have not completed the eighth grade (Figure 4).



Source: Based on Table I.

Figure 4. Per cent of wives of white farm owners having specified schooling, Williamson County, 1920

The younger wives have attained the highest education. Of the wives 15 to 44 years of age, 45 per cent have schooling above the eighth grade, compared with 24 per cent of those over 44 years of age (Table I). A larger percentage of the younger wives, however, have no schooling.

TABLE I. PER CENT OF WIVES OF WHITE FARM OWNERS HAVING SPECIFIED SCHOOLING, BY AGE, WILLIAMSON COUNTY, 1920

Age	No Schooling	Grade School			High School		College	All Wives	
		1-4	5-7	8	9-10	11-12		%	No. Schedules
15-44	22.6	6.4	22.6	3.2	25.8	6.5	12.9	100.0	31
Over 44	8.0	16.0	28.0	24.0	8.0	10.0	6.0	100.0	51
Total	13.7	12.4	25.9	16.0	14.8	8.6	8.6	100.0	81

(1) There are also 3 wives of Negro farm owners. Two of those report no schooling, and the other has not attained the eighth grade.


In general, the wives of white farm owners in Williamson county are better educated than their husbands. About 74 per cent of them have schooling above the fourth grade, compared with 60 per cent of their husbands (Table II). The wives of these farm owners, however, have slightly less college training, and a smaller percentage have completed the last two years of high school.

TABLE II. PER CENT OF WHITE FARM OWNERS AND WIVES HAVING SPECIFIED SCHOOLING, WILLIAMSON COUNTY, 1920

	No Schooling	Grade School			High School		College Over 12	Total	
		1-4	5-7	8	9-10	11-12		%	No Schedules
Farm Owners	16.7	23.3	23.3	11.1	5.6	10.0	10.0	100.0	90
Farm Owners' Wives	13.7	12.4	25.9	16.0	14.8	8.6	8.6	100.0	81

Wives of White Farm Tenants

One-tenth of the 31 wives of white farm tenants⁽²⁾ in Williamson county have not attended school, and slightly more than half have education below the eighth grade (Figure 5).



* There are no wives having eighth grade schooling only, and none having schooling above high school.

Source: Based on Table III.

Figure 5. Per cent of wives of white farm tenants having specified schooling, Williamson County, 1920

(2) There are also 10 wives of Negro farm tenants. Two of these have no schooling, and none have attained the eighth grade.

The sample of wives of farm tenants is too small to be compared by age groups, but of those wives under 45 years of age one-fifth have schooling above the tenth grade while none of the wives 45 years of age or older have education above this grade.

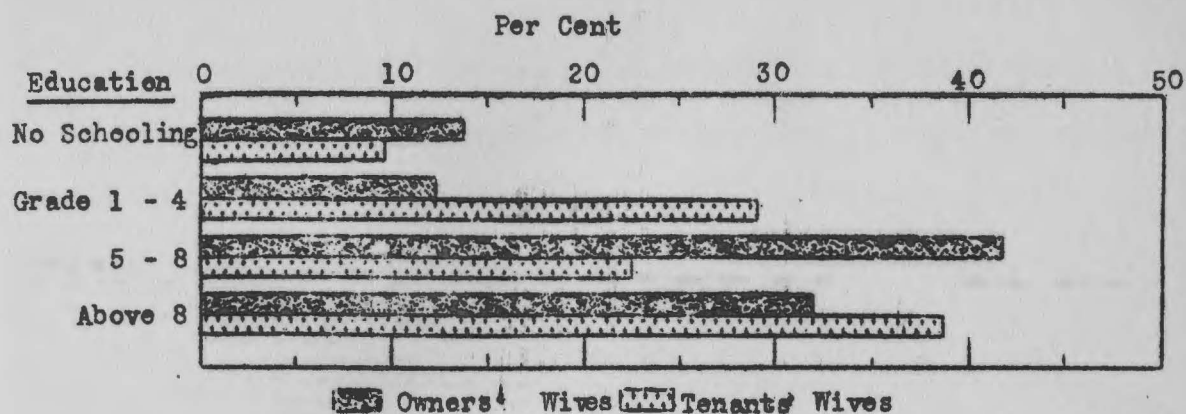
The wives of farm tenants are better educated than their husbands. About 10 per cent of the wives have no schooling, and about 39 per cent have education above grade school, compared with 21 per cent of their husbands who have no schooling and about 33 per cent who have education above grade school (Table III).

TABLE III. PER CENT OF WHITE FARM TENANTS AND WIVES HAVING SPECIFIED SCHOOLING, WILLIAMSON COUNTY, 1920

	No School- ing	Grade School		Above Grade School	Total	
		1-4	5-8		%	No. Schedules
Farm Tenants	20.9	18.6	27.9	32.6	100.0	43
Farm Tenants' Wives	9.7	29.0	22.6	38.7	100.0	31

Wives of White Farmers and Tenants Compared

Tenants' wives are about ten years younger, on the average, than owners' wives. This probably accounts for the fact that wives of farm tenants in Williamson county have better education than those of farm owners. A larger percentage of wives of tenants have schooling above the eighth grade, and a lower percentage have little or no schooling (Figure 6).




Source: Based on Tables II and III.

Figure 6. Per cent of wives of white farm operators having specified schooling, by tenure, Williamson County, 1920

Madison County, 1920

Wives of Farm Owners

White Wives.- All of the 44 white wives, in the Madison county survey, have some schooling and over 55 per cent have schooling above the seventh grade (Figure 7). The largest percentage have fifth to seventh grade schooling.



Source: Based on Table IV.

Figure 7. Per cent of wives of white farm owners having specified schooling, Madison County, 1920

The younger wives of farm owners are better educated than those of advance years. About 46 per cent of the wives under 45 years of age have gone beyond the eighth grade, compared with only 5 per cent of those who are 45 years or over (Table IV).

TABLE IV. PER CENT OF WIVES OF WHITE FARM OWNERS HAVING SPECIFIED SCHOOLING, BY AGE, MADISON COUNTY, 1920

Age	No School- ing	Grade School			High School		College Over 12	Total	
		1-4	5-7	8	9-10	11-12		%	No. Schedules
15 - 44	0	4.2	25.0	25.0	20.8	8.3	16.7	100.0	24
Over 44	0	25.0	65.0	5.0	0	5.0	0	100.0	20
Total	0	12.2	32.7	24.5	10.2	10.2	10.2	100.0	44

The wives of farm owners are better educated than their husbands. About 55 per cent of the wives have eighth grade education or better, compared with 36 per cent of their husbands (Table V).


TABLE V. PER CENT OF WHITE FARM OWNERS AND WIVES HAVING SPECIFIED SCHOOLING, MADISON COUNTY, 1920

	No School- ing	Grade School			High School		College Over 12	Total	
		1-4	5-7	8	9-10	11-12		%	No. Schedules
Farm Owners	0	28.3	35.8	13.2	9.4	5.7	7.6	100.0	53
Farm Owners' Wives	0	12.2	32.7	24.5	10.2	10.2	10.2	100.0	44

Negro Wives.— The six wives of Negro farm owners report having little schooling. Two have not attended any school, and the other 4 have not attained the eighth grade. The sample is probably too small to justify a comparison with white wives.

Wives of Farm Tenants

White Wives.- About 77 per cent of the 31 wives of white farm tenants in Madison county have schooling below the eighth grade (Figure 8). There are no wives without some schooling, but none of them report college training. The sample of wives of farm tenants is small, and this may be the reason there is little difference shown in the educational status of the younger and older age groups.



Source: Based on Table VI.


Figure 8. Per cent of wives of white farm tenants having specified schooling, Madison county, 1920

Farm tenants have less education than their wives. About half the tenants in the Madison county survey have schooling below the fifth grade, and less than 3 per cent have gone to high school. In comparison, one-fourth of the tenants' wives have education below the fifth grade, and 16 per cent have attended high school (Table VI).

TABLE VI. PER CENT OF WHITE FARM TENANTS AND WIVES HAVING SPECIFIED SCHOOLING, MADISON COUNTY, 1920

	No School- ing	Grade School			High School		College Over 12	Total	
		1-4	5-7	8	9-10	11-12		%	No. Schedulos
Farm Tenants	0	48.6	28.6	20.0	2.8	0	0	100.0	35
Farm Tenants' Wives	0	25.8	51.6	6.5	12.9	3.2	0	100.0	31

Negro Wives.— Less than one-tenth of the 48 wives of Negro farm tenants in Madison county have schooling above the seventh grade, and one-tenth have not attended any school (Figure 9).



Source: Based on Table VII.

Figure 9. Per cent of wives of Negro farm tenants having specified schooling, Madison County, 1920


The younger Negro wives appear to have the best education. Of 34 wives under 45 years of age all have some schooling, and 4 have education above the seventh grade. Of 14 wives over 44 years of age 5 have no schooling and none have training above the seventh grade.

The wives of Negro tenants have better education than their husbands. Twenty per cent of the Negro tenants have no schooling, and about the same percentage have advanced beyond the fourth grade. In comparison, 10 per cent of their wives have not attended any school, and 54 per cent have schooling above the fourth grade (Table VII).

TABLE VII. PER CENT OF NEGRO FARM TENANTS AND WIVES HAVING SPECIFIED SCHOOLING, MADISON COUNTY, 1920

	No School- ing	Grade School			High School		College Over 12	Total	
		1-4	5-7	8	9-10	11-12		%	No. Schedules
Farm Tenants	20.4	59.2	16.3	4.1	0	0	0	100.0	49
Farm Tenants' Wives	10.4	35.4	45.8	6.3	2.1	0	0	100.0	48

White and Negro Wives Compared.— Wives of the Negro farm tenants of Madison county have inferior schooling, compared with white wives. About 46 per cent of the Negro wives have schooling below the fifth grade, and only 2 per cent have high school education. In comparison, 26 per cent of the white wives have training below the fifth grade, and 16 per cent have attended high school (Figure 10).



Source: Based on Tables VI and VII.

Figure 10. Per cent of wives of white and Negro farm tenants having specified schooling, Madison county, 1920

Wives of White Farm Owners and Tenants Compared


Wives of farm owners in Madison county appear to be better educated than those of farm tenants. Fifty-five per cent of the wives of owners have training above the seventh grade, compared with about 23 per cent of the wives of tenants (Table VIII).

TABLE VIII. PER CENT OF WIVES OF WHITE FARM OWNERS AND TENANTS
HAVING SPECIFIED SCHOOLING, MADISON COUNTY, 1920

	No School- ing	Grade School			High School		College Over 12	Total	
		1-4	5-7	8	9-10	11-12		%	No. Schedules
Farm Owners' Wives	0	12.2	32.7	24.5	10.2	10.2	10.2	100.0	44
Farm Tenants' Wives	0	25.8	51.6	6.5	12.9	3.2	0	100.0	31

Montgomery County, 1921Wives of Farm Owners

White Wives.:- Although none of the 52 farm women in the Montgomery county survey have had college training, about one-third have high school education, and 58 per cent have schooling above the seventh grade (Figure 11).



Source: Based on Table IX.

Figure 11. Per cent of wives of white farm owners having
specified schooling, Montgomery county, 1921


Of the wives of farm owners under 45 years of age 37 per cent have high school education, and about 9 per cent have no schooling. Of those 45 years of age or over, 30 per cent have attended high school and all wives have some schooling.

A larger percentage of the wives have eighth grade and high school training than do their husbands (Table IX). None of the wives have attended college, and one farm owner has a college education.

TABLE IX. PER CENT OF WHITE FARM OWNERS AND WIVES HAVING SPECIFIED SCHOOLING, MONTGOMERY COUNTY, 1921

	No School- ing	Grade School			High School		College Over 12	Total	
		1-4	5-7	8	9-10	11-12		%	No. Schedules
Farm Owners	0	29.3	43.1	12.1	10.3	3.5	1.7	100.0	58
Farm Owners' Wives	5.8	15.4	21.1	23.1	19.2	15.4	0	100.0	52

Negro Wives.- Of 25 Negro wives of farm owners in this study 16 per cent have no schooling, and only 4 per cent have attended high school (Figure 12).



Source: Based on Table X.

Figure 12. Per cent of wives of Negro farm owners having specified schooling, Montgomery county, 1921

Although the sample is small, it appears that the wives of Negro farm owners are better educated than their husbands. Only about one-tenth of the husbands have schooling above the fourth grade, compared with 44 per cent of their wives (Table X).

TABLE X. PER CENT OF NEGRO FARM OWNERS AND WIVES HAVING SPECIFIED SCHOOLING, MONTGOMERY COUNTY, 1921

	No School- ing	Grade School			High School		College Over 12	Total	
		1-4	5-7	8	9-10	11-12		%	No. Schedules
Farm Owners	23.1	65.4	11.5	0	0	0	0	100.0	28
Farm Owners' Wives	16.0	40.0	40.0	0	4.0	0	0	100.0	25


White and Negro Wives Compared.— Wives of Negro farm owners have less schooling, compared with white wives. About 58 per cent of the white wives have schooling above the seventh grade, compared with only 4 per cent of the Negro wives (Table XI).

TABLE XI. PER CENT OF WIVES OF WHITE AND NEGRO FARM OWNERS HAVING SPECIFIED SCHOOLING, MONTGOMERY COUNTY, 1921

	No School- ing	Grade School			High School		College Over 12	Total	
		1-4	5-7	8	9-10	11-12		%	No. Schedules
White Wives	5.8	15.4	21.1	23.1	19.2	15.4	0	100.0	52
Negro Wives	16.0	40.0	40.0	0	4.0	0	0	100.0	25

Wives of Farm Tenants

White Wives.— One-tenth of the 33 wives of white farm tenants in Montgomery county have no schooling, and only one-tenth have education above the seventh grade (Figure 13).



Source: Based on Table XII.

Figure 13. Per cent of wives of white farm tenants having specified schooling, Montgomery County, 1921

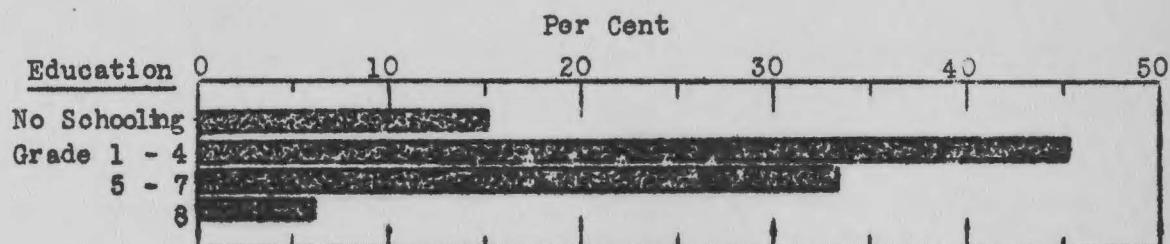
Of the 19 wives under 45 years of age one has no schooling, and 3 have education above the seventh grade. On the other hand, of the 14 wives 45 years of age or older, 2 have no schooling and none have attained the eighth grade.

In this county about the same percentage of white tenants and their wives have attended high school, but more husbands than wives have an eighth grade education (Table XII).

TABLE XII. PER CENT OF WHITE FARM TENANTS AND WIVES HAVING SPECIFIED SCHOOLING, MONTGOMERY COUNTY, 1921

	No School- ing	Grade School			High School		College Over 12	Total	
		1-4	5-7	8	9-10	11-12		%	No. Schedules
Farm Tenants	0	48.6	28.6	20.0	2.8	0	0	100.0	35
Farm Tenants' Wives	9.1	33.3	48.5	6.1	3.0	0	0	100.0	33

Negro Wives.— None of the 33 wives of Negro farm tenants in this county have schooling above the eighth grade and 15 per cent have not attended any school (Figure 14). There is but little difference in the educational status of older and younger wives of Negro farm tenants.



Source: Based on Table XIII.


Figure 14. Per cent of wives of Negro farm tenants having specified schooling, Montgomery county, 1921

Wives of Negro farm tenants are better educated than their husbands. On a percentage basis about twice as many Negro wives have schooling above the fourth grade as their husbands (Table XIII).

TABLE XIII. PER CENT OF NEGRO FARM TENANTS AND WIVES HAVING SPECIFIED SCHOOLING, MONTGOMERY COUNTY, 1921

	No Schooling	Grade School			High School		College Over 12	Total	
		1-4	5-7	8	9-10	11-12		%	No. Schedules
Farm Tenants	20.4	59.2	16.3	4.1	0	0	0	100.0	49
Farm Tenants' Wives	15.2	45.4	33.3	6.1	0	0	0	100.0	33

White and Negro Wives Compared.— Wives of Negro farm tenants have inferior schooling, compared with white wives. About 58 per cent of the white wives have schooling above the fourth grade, whereas less than 40 per cent of the Negro wives have training beyond this grade (Figure 15).



Source: Based on Tables XII and XIII.

Figure 15. Per cent of wives of white and Negro farm tenants having specified schooling, Montgomery county, 1921

Wives of White Farm Owners and Tenants Compared

The wives of farm owners have better education than tenants' wives. About 58 per cent of the farm owners' wives have schooling above the

seventh grade, compared with only 9 per cent of the wives of farm tenants (Figure 16). Only 3 per cent of the tenants' wives have attended high

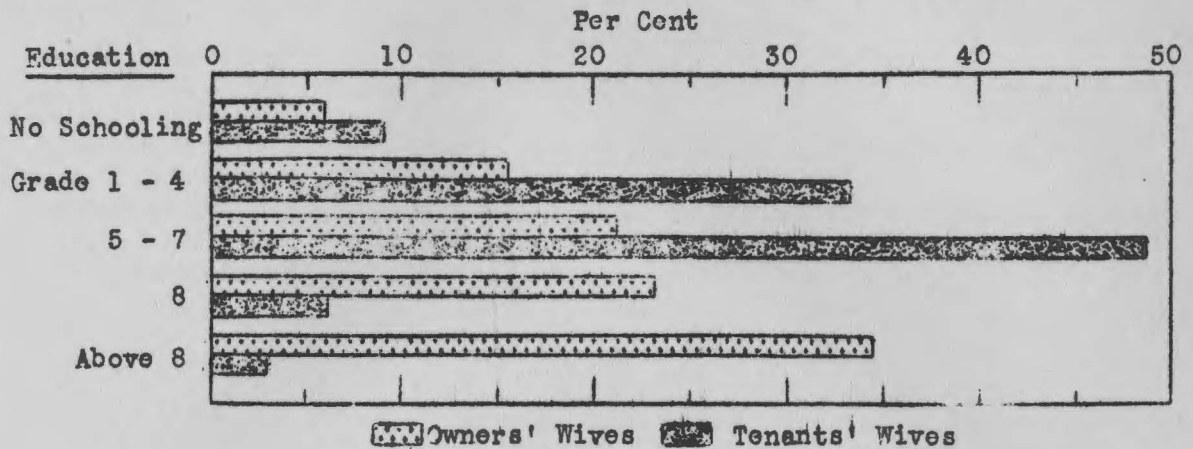


Figure 16. Per cent of wives of white farm owners and tenants having specified schooling, Montgomery County, 1921

school, whereas about 35 per cent of the owners' wives have done so.

Wives of Negro Farm Owners and Tenants Compared

There appears to be little difference in the educational status of wives of Negro owners and tenants in Montgomery county. A larger percentage of the wives of Negro farm tenants have first to fourth grade schooling and schooling above the seventh grade, compared with wives of Negro farm owners. On the other hand, more owners' than tenants' wives have fifth to seventh grade education (Figure 17).





Figure 17. Per cent of wives of Negro farm owners and tenants having specified schooling, Montgomery county, 1921

Overton County, 1936

Wives of White Farm Owners

About 6 per cent of the 96 wives of white owners in Overton county have not attended any school, and 76 per cent have not reached the eighth grade (Figure 18). Only 5 have a high school education, and one has attended college.



Source: Based on Table XIV.

Figure 18. Per cent of wives of white farm owners having specified schooling, Overton county, 1936

Of the 32 wives under 45 years of age, 3 per cent have no schooling and 25 per cent have gone beyond the seventh grade; whereas of the 64 wives 45 years of age and over, 8 per cent have no schooling and 23 per cent have schooling above grade seven.


The wives of farm owners in Overton county on an average have less education than their husbands. About 34 per cent of the owners have education above the seventh grade, compared with 24 per cent of their wives (Table XIV).

TABLE XIV. PER CENT OF WHITE FARM OWNERS AND WIVES HAVING SPECIFIED SCHOOLING, OVERTON COUNTY, 1936

	No School- ing	Grade School			High School		College Over 12	Total	
		1-4	5-7	8	9-10	11-12		%	No. Schedules
Farm Owners	10.3	31.8	24.3	20.5	4.7	2.8	5.6	100.0	107
Farm Owners'									
Wives	6.3	29.2	40.6	18.8	3.1	1.0	1.0	100.0	96
15-44	3.1	21.9	50.0	15.7	3.1	3.1	3.1	100.0	32
Over 44	7.8	32.9	35.9	20.3	3.1	0	0	100.0	64

Wives of White Farm Tenants

Seven per cent of the farm tenants' wives have no schooling, and 68 per cent have education under the eighth grade (Figure 19). Only one of the wives has attended high school.



Source: Based on Table XV.

Figure 19. Per cent of wives of white farm tenants having specified schooling, Overton county, 1936

In general, it appears that the wives of farm tenants are better educated than their husbands. About 71 per cent of them have schooling above the fifth grade, compared with 45 per cent of their husbands (Table XV).

TABLE XV. PER CENT OF WHITE FARM TENANTS AND WIVES HAVING SPECIFIED SCHOOLING, OVERTON COUNTY, 1936

	No School- ing	Grade School			High School		College Over 12	Total	
		1-4	5-7	8	9-10	11-12		%	No. Schedules
Farm Tenants	10.3	44.8	27.6	10.3	3.5	0	3.5	100.0	29
Farm Tenants'									
Wives	7.1	21.5	39.3	28.5	3.6	0	0	100.0	28

Wives of White Farm Owners and Tenants Compared

On the average, there appears to be little difference in the educational status of farm owners' and tenants' wives in Overton county. A higher percentage of tenants' wives have eighth grade schooling, but none of the wives of tenants have schooling above the tenth grade (Table XVI). (Tenants' wives are younger than owners' wives).

TABLE XVI. PER CENT OF WIVES OF WHITE FARM OPERATORS HAVING SPECIFIED SCHOOLING, BY TENURE, OVERTON COUNTY, 1936

	No School- ing	Grade School			High School		College Over 12	Total	
		1-4	5-7	8	9-10	11-12		%	No. Schedules
Owners' wives	6.3	29.2	40.6	18.8	3.1	1.0	1.0	100.0	96
Tenants' wives	7.1	21.5	39.3	28.5	3.6	0	0	100.0	28

Education of Farmers' Wives, by States

In surveys made in other states it is found that the educational status of farm women is low. The percentage of farm operators' wives in other states having schooling below that of high school varies from about 83 per cent in a farm survey in Iowa in 1916, to 53 per cent in a survey in Illinois in 1930.

The percentage of farmers' wives having some college education is low. In the Illinois survey in 1930 only 7 per cent of the farm operators' wives have had some college training, and in surveys previous to this the percentages are considerably lower (Table XVII).

TABLE XVII. PER CENT OF WHITE FARM OPERATORS' WIVES HAVING
SPECIFIED SCHOOLING, SURVEYS IN FOUR STATES

(Wives of Owners and Tenants Combined)

State	School	School	College	%	No. Schedules	Date of Survey
	0 - 8	9 - 12	Over 12			
Iowa (1)						
1 Township	82.8	14.5	2.7	100.0	76	1916
Tennessee(2)						
Williamson Co.	66.0	27.7	6.3	100.0	112	1920
Madison Co.	77.4	17.3	5.3	100.0	75	1920
Montgomery Co.	77.7	22.3	0	100.0	85	1921
Overton Co.	88.7	10.4	0.9	100.0	96	1936
Oklahoma(3)						
5 Counties	77.9	20.2	1.9	100.0	480	1928
Illinois (4)						
4 Townships	52.8	40.2	7.0	100.0	222	1930

- (1) Van Tungen, George, H., A Rural Social Survey of Lone Tree Township, Clay County, Iowa, Bulletin # 193, Iowa Agricultural Experiment Station, 1920.
- (2) Data for Tennessee counties based on Tables I, III, VIII, IX, XII, and XVI.
- (3) Fernandes, Grade, Educational Factors Influencing the Activities of Farm Home-Makers, Bulletin # 182, Oklahoma Agricultural Experiment Station, 1928.
- (4) Lindstrom, D. E., Forces Affecting the Participation of Farm People In Rural Organization, Bulletin # 423, Illinois Agricultural Experiment Station, 1936.

These educational data are not intended as a state-wide comparison of Tennessee with other states since the studies may not be representative of the state as a whole, either in Tennessee or the other states.


CHAPTER III

EDUCATION OF CHILDREN OF FARMERS IN WILLIAMSON COUNTY, 1920

In this chapter consideration is given to the educational attainment of 247 children of farm operators in Williamson county. There are 179 children of farm owners, of which 11 are Negroes. Of the 68 children of farm tenants, 10 are Negroes.

Children of Farm Owners

White Children.- A higher percentage of girls than boys have eighth grade education, in each of the age groups studied. Of white children 7 to 14 years of age about 7 per cent more girls than boys have completed the eighth grade (Figure 20). In the 15 to 19 year age group,



Source: Based on Table XVIII.

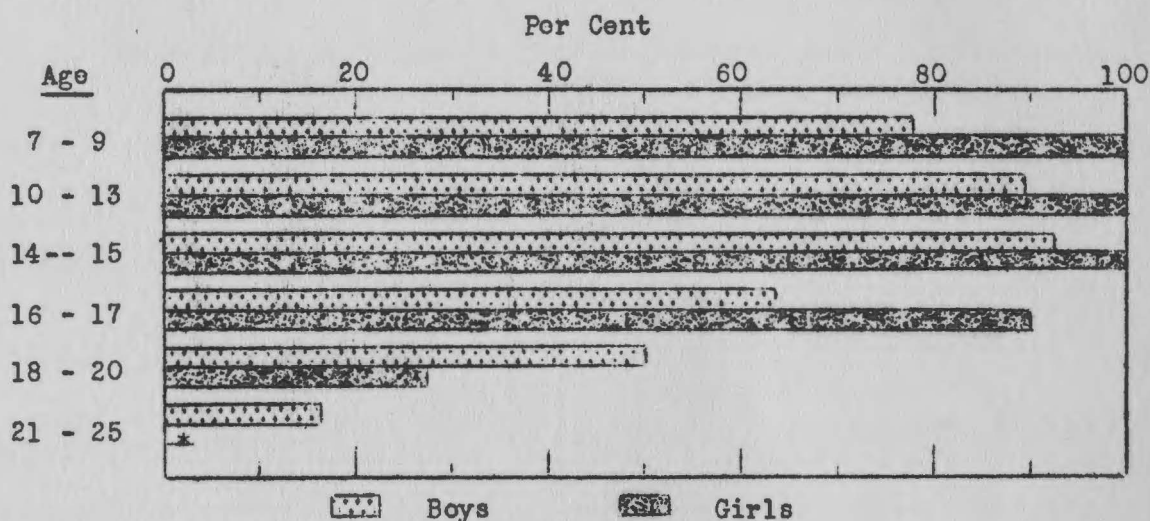
Figure 20. Per cent of children of white farm owners having eighth grade schooling or above, by sex and age, Williamson County, 1920

over 38 per cent more girls than boys have eighth grade schooling, and in the 20 to 25 year age group this percentage is above 11.

Both boys and girls are retarded in their educational progress, as indicated by the large percentages above 14 years of age who have not

completed the elementary grades. Farm boys are especially retarded in their school work, since more boys of the 20 to 25 year age group than of the 15 to 19 year age group have completed the eighth grade. This indicates that farm boys probably stay out of school during busy work seasons on the farm and continue their elementary training until late in their teens.

On a percentage basis, more girls than boys attend school in every age group up to the eighteenth year (Figure 21). After eighteen the girls drop out of school more rapidly than boys, and in this study no



* There are no girls in school in this age group.

Source: Based on Table XVIII (Recalculation).

Figure 21. Per cent of white farm owners' children in school, by age and sex, Williamson county, 1920

girls 21 to 25 years of age are reported in school. The percentage of boys and girls in school rapidly declines after the age of 17 is passed.

Considering all the white children of farm owners, a larger percentage of boys attend school than do girls, the percentages being 77 and 67, respectively. This is partly due to the large number of boys

TABLE X. PASTURE TREATMENT, OVERTON COUNTY, TENNESSEE

(109 Farms)

Practice	No. farms reporting treatment	Percentage of 109 farms reporting treatment	Acres treated	Livestock pasture units in 1935*	
				Total	Per acre
All types of treatment	18	16.5	177	382	2.15
Mowing	2	1.8	24	4	.18
Subsoiling	1	.9	6	-	-
Removal of brush	1	.9	9	27	3.00
Discing, plowing, harrowing	5	4.5	38	147	3.8
Fertilizer	1	.9	10	28	2.9
Lime	1	.9	10	28	2.9
Manure	-	-	-	-	-
Reseeding	16	14.6	149	382	2.56
Reseeding mixture:					
1. Lespedeza	10	9.1	114	265	2.3
2. Red top	1	.9	10	32	3.15
3. Orchard grass	1	.9	6	33	5.5
4. Lespedeza, red top	3	2.7	14	40	3.0
5. Lespedeza, red top, orchard grass	1	.9	5	12	2.4
Dates of Original Seeding		Percentage of 18 farms reporting treatment			
1916-1920	2	11.1	18	42	2.33
1921-1924	1	5.5	6	18	3.0
1925-1928	3	16.6	22	72	3.28
1929-1932	1	5.5	10	28	2.92
1932-1936	3	16.6	22	46	2.06
Date unknown	8	44.4	99	175	1.76

* Months pastured times animal units.

TABLE XIX. PER CENT OF CHILDREN OF FARM TENANTS HAVING SPECIFIED SCHOOLING, BY RACE, SEX, AND AGE, WILLIAMSON COUNTY, 1920

Race, Sex, and Age	No School- ing*	Grade School			High School		College	%	No. Sched- ules
		1-4	5-7	8	9-10	11-12	Over 12		
White									
(Males) 7-25	3.1	37.5	18.8	15.6	15.6	9.4	0	100.0	32
(Female) 7-25	0	19.2	34.6	15.4	19.2	7.7	3.9	100.0	26
Negro									
(Males) 7-25	0	100.0	0	0	0	0	0	100.0	4
(Female) 7-25	0	66.7	33.3	0	0	0	0	100.0	6

* Only 1 of the white children has not attended school.

The boys and girls of these farm tenants are retarded in their school progress, as are the children of farm owners. More of the children 20 to 25 years of age have finished the eighth grade, compared with those who are 15 to 19. Considering all age groups, more boys than girls 7 to 25 years of age are reported in school, the percentages being 74 and 70 respectively.

Negro Children.- Of the 10 children of Negro farm tenants none have gone above the seventh grade, but 6 are over 14 years of age.

Children of White Farm Owners and Tenants Compared

The boys and girls of white farm owners in the Williamson county study have better education than the children of tenants. In the 15 to 19 year age group, three-fourths of the children of farm owners have completed the eighth grade, compared with one-half the children of tenants (Table XX). About twice as many children of owners as of tenants, in the 15 to 19 year age group, are found in high school and college.

In the 20 to 25 year age group, about the same percentage of boys and girls of owners and tenants finish the eighth grade, but 11 per cent

more children of owners attend high school and college.

TABLE XX. PER CENT OF CHILDREN OF WHITE FARM OWNERS AND TENANTS
HAVING SPECIFIED SCHOOLING, BY AGE GROUPS, WILLIAMSON COUNTY,
1920

(Girls and Boys Combined)

Tenure and Age		Eighth Grade and Above	High School and College	Per Cent	No. Schedules
Owners	15-19	75	71	100.0	51
Tenants	15-19	50	36	100.0	14
Owners	20-25	72	58	100.0	57
Tenants	20-25	71	47	100.0	17


CHAPTER IV

EDUCATION OF CHILDREN OF FARMERS IN MADISON COUNTY, 1920

In this chapter consideration is given to the educational status of 281 children of farm operators in Madison county. There are 101 children of farm owners, of which 21 are Negro children. Of the 180 children of tenants, 111 are Negroes.

Children of Farm Owners

White Children.- In Madison county more boys than girls in the 7 to 14, and 15 to 19 year age groups completed the eighth grade, but the reverse is true in the 20 to 25 year age group (Figure 22).



* There are no girls in this group who have completed the eighth grade.

Source: Based on Table XXI.

Figure 22. Per cent of children of white farm owners having eighth grade schooling and above, by sex and age, Madison county, 1920

The fact that a larger percentage of girls than boys, in the 20 to 25 year age group, finished the eighth grade is not due to their staying in school longer but rather to their consistent attendance. About 66

per cent of all the boys are reported in school, compared with 47 per cent of girls. This seems to indicate that girls advance more rapidly, due to not being kept out of school so much to help with farm work.

Both boys and girls are retarded in their grades. About 46 per cent of the boys, and 50 per cent of the girls, in the 15 to 19 year age group have not completed the eighth grade; and in the 20 to 25 year age group this percentage is even higher, being 69 for boys and 57 for girls.

Negro Children.- Of the 21 children of Negro farm owners, only one has an eighth grade education yet 11 are over 17 years of age. This sample is small for comparison by either age or race, but the inferior schooling of Negro children is indicated in Table XXI. More girls than boys of Negro farm owners are reported in school.

TABLE XXI. PER CENT OF CHILDREN OF FARM OWNERS HAVING SPECIFIED SCHOOLING, BY RACE, SEX, AND AGE, MADISON COUNTY, 1920

Race, Sex, and Age	Grade School			High School		College	%	No. Sched- ules
	1-4*	5-7	8	9-10	11-12	Over 12		
<u>Whites</u>								
(Males) 7-14	60.0	13.3	20.0	6.7	0	0	100.0	15
15-19	0	30.8	15.4	30.8	23.0	0	100.0	13
20-25	12.5	25.0	31.3	12.5	12.5	6.2	100.0	16
(Female) 7-14	50.0	50.0	0	0	0	0	100.0	16
15-19	16.7	33.3	0	33.3	16.7	0	100.0	6
20-25	7.1	14.3	35.7	14.3	28.6	0	100.0	14
<u>Negroes</u>								
(Males) 7-14	50.0	33.3	16.7	0	0	0	100.0	6
15-19	50.0	50.0	0	0	0	0	100.0	2
20-25	75.0	25.0	0	0	0	0	100.0	4
(Female) 7-14	100.0	0	0	0	0	0	100.0	4
15-19	100.0	0	0	0	0	0	100.0	2
20-25	100.0	0	0	0	0	0	100.0	3

* There are no children of farm owners who have not attended school.

water and damage cleared land at a lower altitude in a similar manner.

While some farmers in the county realize the importance of this problem, none of those surveyed have taken definite steps toward its solution.

Mechanical Structures for Gully Control

Farmers in Overton County relied almost altogether upon revegetation and upon filling gullies with brush, corn-stalks, woods, manure, and straw for gully control. No particular attempt was made to make these fillings in the form of dams, nor to securely fasten the material in place. A few men attempted to build rock dams across the gullies. Those who provided a notch or low middle for the flow of the water had good results. Those who merely piled the rock in the center of the gully, with the dam low at either side, had serious trouble with the gully merely widening itself to go around the rock.

Terracing

Only three of the farms surveyed in Overton County had terraces built in a manner closely approaching that approved by terracing experts. One set of these, built in 1923, has given excellent satisfaction and the farmer is highly pleased with the results secured.

Natural Reforestation

This was the only type of reforestation found on the farms surveyed. A few spend part of each winter in clearing additional land for cultivation. Land cleared is largely offset by abandonment of non-productive land. Abandoned land soon is covered with rapid growing species. Approximately 60% of the acres reported reforested were mixtures containing varying quantities of black locust, poplar, cedar, pine, sassafras, and persimmon.

There is a large acreage of steep slopes, badly eroded hillsides and mountain tops that, from a purely soil conservation standpoint, should be reforested. But there is a population problem in the area that must be met. Many of the people must either utilize steep slopes for crop land, depend upon a non-existent outside income for a living, or go on relief.

Black locust has no sale value for posts in this section because of the plentifulness of posts; consequently, recommendation of black locust as a reforestation species must depend largely upon its value for soil conservation.

1. Grasses and Legumes

1. Grasses or non-legumes:

(a) Annual

- (1) Small grains, rye, wheat, corn, barley (winter)
- (2) Rye grass (winter)
- (3) Rape (winter)
- (4) Sudan grass (summer)
- (5) Crab grass (summer)
- (6) Millet (summer)
- (7) Ragworts (summer)
- (8) Buckwheat (summer)
- (9) Sorghum (not seen in rows - summer)
- (10) Brum corn (not seen in rows - summer)

(b) Perennial

- (1) Red top
- (2) Timothy
- (3) Orchard grass
- (4) Bermuda grass
- (5) Bidge grass
- (6) Johnson grass (hard to eradicate)

2. Legumes:

(a) Annual

- (1) Hairy vetch (winter)
- (2) Crimson clover (winter)
- (3) Lespedeza (summer)
- (4) Soybeans (summer)
- (5) Cowpeas (summer - leave ground loose)

Sixty-nine per cent of all the white boys, and 65 per cent of the white girls, are reported in school, compared with 61 per cent of the Negro boys and 57 per cent of the Negro girls.

Children of White Farm Owners and Tenants Compared

The boys and girls of white farm owners in Madison county have better education than the children of white tenants. In the 15 to 19 year age group, on a percentage basis about twice as many children of owners have eighth grade schooling (Table XXIII). In the 20 to 25 year age group, almost three times as many children of farm owners have finished the grade school.

TABLE XXIII. PER CENT OF CHILDREN OF WHITE FARM OWNERS AND TENANTS HAVING EIGHTH GRADE SCHOOLING, BY AGE GROUPS, MADISON COUNTY, 1920

Tenure and Age	Eighth Grade and Above	Per Cent	No. Schedules
Owners 15-19	64	100.0	19
Tenants 15-19	38	100.0	16
Owners 20-25	70	100.0	30
Tenants 20-25	28	100.0	11

CHAPTER V


EDUCATION OF CHILDREN OF FARMERS

IN MONTGOMERY COUNTY, 1920

In this chapter consideration is given to the educational status of 365 children of farm operators in Montgomery county. Data are available for 201 children of farm owners, 83 of the children being Negroes; and for 164 children of farm tenants, 102 of which are Negroes.

Children of Farm Owners

White Children.- In this study a larger percentage of girls than boys, in each of the three age groups have eighth grade schooling or above (Figure 25).



* There are no boys in this age group having eighth grade schooling.

Source: Based on Table XXIV.

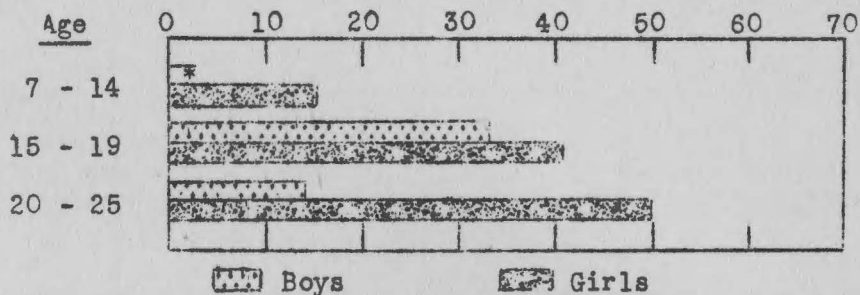
Figure 25. Per cent of children of white farm owners having eighth grade schooling and above, by sex and age, Montgomery County, 1921

A noticeably larger percentage of both boys and girls in the 15 to 19 year age group, compared with the 20 to 25 year age group, have finished the eighth grade. This is an indication of increased educational opportunities in recent years.

Only one girl among the farm owners' children has attended college.

Although the girls are better educated than boys, a larger percentage of boys are reported in school. About 88 per cent of the boys are in school, compared with 67 per cent of the girls.

Negro Children.— Among the children of Negro farm owners, a higher percentage of girls than boys in every age group have fifth grade schooling or above (Figure 26). None of the Negro boys have reached the eighth



* There are no Negro boys in this group having fifth grade schooling.

Source: Based on Table XXIV.

Figure 26. Per cent of children of Negro farm owners having fifth grade schooling and above, by sex and age, Montgomery county, 1921

grade, yet 17 are over 15 years of age. Only 5 of the Negro girls have an eighth grade education, but 35 are over 15 years of age. Sixty-eight per cent of all girls of Negro farm owners are reported in school, compared with 62 per cent of the boys.

White and Negro Children Compared.— Negro boys and girls have inferior schooling in every age group, compared with white boys and girls (Table XXIV). Of the 70 white children above 14 years of age, 84 per

cent have schooling above the seventh grade; whereas of the 52 Negro children of the same age only 9 per cent have eighth grade schooling or above.

TABLE XXIV. PER CENT OF CHILDREN OF FARM OWNERS HAVING SPECIFIED SCHOOLING, BY RACE, SEX, AND AGE, MONTGOMERY COUNTY, 1921

Race, Sex, & Age	Grade School			High School		College	%	No. Schedules
	0 - 4*	5 - 7	8	9-10	11-12	Over 12		
<u>White (Males)</u> 7-14	66.7	33.3	0	0	0	0	100.0	21
15-19	9.1	9.1	9.1	27.3	45.4	0	100.0	11
20-25	9.5	28.5	4.8	33.4	23.8	0	100.0	21
(Females) 7-14	40.8	37.0	18.5	3.7	0	0	100.0	27
15-19	0	4.7	23.8	38.1	33.4	0	100.0	21
20-25	0	23.5	11.8	23.5	35.3	5.9	100.0	17
<u>Negro (Males)</u> 7-14	100.0	0	0	0	0	0	100.0	18
15-19	66.7	33.3	0	0	0	0	100.0	3
20-25	85.7	14.3	0	0	0	0	100.0	14
(Females) 7-14	84.6	15.4	0	0	0	0	100.0	13
15-19	58.9	17.6	17.6	5.9	0	0	100.0	17
20-25	50.0	44.4	5.6	0	0	0	100.0	18

* There are only 4 children of farm owners who have no schooling and 2 are Negroes.

Children of Farm Tenants

White Children.- White boys and girls of farm tenants in Montgomery county have low educational attainment. In the 15 to 19 year age group none of the boys, and but one-third of the girls, have attained the eighth grade. In the 20 to 25 year age group none of the boys, and only 6 per cent of the girls have eighth grade education (Table XXV). Eighty per cent of both boys and girls are reported in school. Apparently a large percentage of the boys and girls attend irregularly and do not complete their grades.

Negro Children.- In the 15 to 19 year age group, 8 per cent of the Negro boys and 6 per cent of the girls of Negro farm tenants have

finished the eighth grade. In the 20 to 25 year age group none of the boys have reached the fifth grade, and 55 per cent of the girls have schooling above the fourth grade. About 90 per cent of the girls of Negro farm tenants are in school, compared with 72 per cent of the boys.

White and Negro Children Compared.- When the samples of white and Negro children are broken down by age groups, the small numbers in each educational group may not be representative. It appears, however, that there is little difference in the educational status of children of white and Negro farm tenants. The figures are shown in Table XXV.

TABLE XXV. PER CENT OF CHILDREN OF FARM TENANTS HAVING SPECIFIED SCHOOLING, BY RACE, SEX, AND AGE, MONTGOMERY COUNTY, 1921

Race, Sex, & Age	Grade School			High School		College	%	No. Schedules
	0-4*	5-7	8	9-10	11-12	Over 12		
<u>White</u> (Males) 7-14	81.8	18.2	0	0	0	0	100.0	11
15-19	100.0	0	0	0	0	0	100.0	3
20-25	100.0	0	0	0	0	0	100.0	2
(Females) 7-14	83.3	11.1	0	5.6	0	0	100.0	18
15-19	50.0	16.7	33.3	0	0	0	100.0	12
20-25	43.8	43.8	6.2	6.2	0	0	100.0	16
<u>Negro</u> (Males) 7-14	95.7	4.3	0	0	0	0	100.0	23
15-19	58.4	33.3	0	8.3	0	0	100.0	12
20-25	100.0	0	0	0	0	0	100.0	9
(Females) 7-14	87.5	12.5	0	0	0	0	100.0	24
15-19	18.7	75.0	6.3	0	0	0	100.0	16
20-25	44.4	38.9	5.6	11.1	0	0	100.0	18

* There are 6 children of farm tenants who have no schooling and these are Negroes.

Children of White Farm Owners and Tenants Compared

Children of white farm owners have better education than those of tenants. In the 15 to 19 year age group, 81 per cent of the boys and girls of farm owners have attended high school while none of the children of farm tenants in this age group have any high school training (Table XXVI). In the 20 to 25 year age group, 61 per cent of the children of

owners have gone to high school, compared with 6 per cent of the children of tenants.

TABLE XXVI. PER CENT OF CHILDREN OF WHITE FARM OWNERS AND TENANTS HAVING SPECIFIED SCHOOLING, BY AGE GROUPS, MONTGOMERY COUNTY, 1921

(Girls and Boys Combined)

Tenure, and Age	Eighth Grade and Above	High School and College	Per Cent	No. Schedules
Owners 15 - 19	91	81	100.0	32
Tenants 15 -19	27	0	100.0	15
Owners 20 - 25	68	61	100.0	38
Tenants 20 -25	11	6	100.0	18

All of the children of tenants are over 15 years of age, and should have attained the eighth grade, but less than one-third have completed elementary school in the 15 to 19 year age group, and one-tenth in the 20 to 25 year age group.

Children of Negro Farm Owners and Tenants Compared

A higher percentago of the Negro farm owner children 15 to 19 years of age have eighth grade schooling than do Negro children of tenants, but the reverse is true in the 20 to 25 year age group (Table XXVII).

TABLE XXVII. PER CENT OF CHILDREN OF NEGRO FARM OWNERS AND TENANTS HAVING SPECIFIED SCHOOLING, BY AGE GROUPS, MONTGOMERY COUNTY, 1921

(Girls and Boys Combined)

Tenure and Age	Fourth Grade and Above	Eighth Grade and Above	Per Cent	No. Schedules
Owners 15 - 19	40	20	100.0	20
Tenants 15-19	64	7	100.0	28
Owners 20-25	34	3	100.0	32
Tenants 20 - 25	37	15	100.0	27

In general, it seems that there is little difference in the educational status of Negro children of different tenure. This is also true among the Negro parents.

CHAPTER VI


EDUCATION OF CHILDREN OF WHITE FARMERS

IN OVERTON COUNTY, 1936

This chapter is devoted to a consideration of the educational attainment of 351 children of farm operators in Overton county. Data are available for 270 children of farm owners and 81 children of farm tenants. No Negro children are included in this survey; only 14 farm operators in the entire county are Negroes.

Children of White Farm Owners

About twice as many boys as girls of farm owners, in the 7 to 14 year age group, have attained the eighth grade but the reverse of this situation is true in the older age groups (Figure 27). In the 15 to 19



Source: Based on Table XXVII.

Figure 27. Per cent of children of white farm owners having eighth grade schooling or above, Overton county, 1936

year age group 52 per cent of the boys and 44 per cent of the girls have not attained the eighth grade. In the 20 to 25 year age group, 42 per cent of the boys and 24 per cent of the girls have not completed grade

school. Fifty-two per cent of all of the boys are reported in school, compared with 38 per cent of the girls.

A comparison of the educational status of farm owner children by sex and age groups is shown in Table XXVIII. Although some of the parents

TABLE XXVIII. PER CENT OF CHILDREN OF WHITE FARM OWNERS HAVING SPECIFIED SCHOOLING, BY SEX, AND AGE, OVERTON COUNTY, 1936

Sex and Age	Grade School			High School		College	%	No. Schedules
	1-4	5-7	8	9-10	11-12	Over 12		
White (Males)								
7 - 14	47.0	37.3	11.8	3.9	0	0	100.0	51
15 - 19	15.2	37.0	28.3	15.2	4.3	0	100.0	46
20 - 25	8.3	33.3	20.8	14.6	18.8	4.2	100.0	48
(Females)								
7 - 14	67.6	24.3	2.7	5.4	0	0	100.0	37
15 - 19	12.8	21.3	23.4	21.3	17.0	4.2	100.0	47
20 - 25	2.4	22.0	34.2	9.8	14.6	17.0	100.0	41

of these children are without formal education, this is not true of their children, which is an indication of better educational opportunities and better attendance.

Children of White Farm Tenants

Among the children of farm tenants, girls appear to have more education than boys in the group under 15 years of age (Table XXIX). None of

TABLE XXIX. PER CENT OF CHILDREN OF WHITE FARM TENANTS HAVING SPECIFIED SCHOOLING, BY SEX AND AGE, OVERTON COUNTY, 1936

Sex and Age	Grade School			High School		College	%	No. Schedules
	1-4	5-7	8	9-10	11-12	Over 12		
(Males) 7-14	77.8	22.2	0	0	0	0	100.0	18
15-19	41.7	33.3	16.7	8.3	0	0	100.0	12
20-25	18.8	31.2	31.2	12.5	0	6.3	100.0	16
(Females) 7-14	65.0	35.0	0	0	0	0	100.0	20
15-19	0	100.0	0	0	0	0	100.0	3
20-25	16.7	8.3	50.0	25.0	0	0	100.0	12

the boys or girls under 15 have attained the eighth grade, but a higher percentage of girls have fifth to seventh grade schooling.

About 69 per cent of all girls of tenant farmers are in school, compared with 44 per cent of the boys.

The samples of children in the groups above 14 years of age are small, but it appears that a large percentage of both boys and girls terminate their education at an early date. Of the 43 boys and girls 15 years of age and over, only 7 have any high school training.

Children of White Farm Owners and Tenants Compared

Among the white children of farm operators in Overton county the boys and girls of owners have a higher educational status. The owner children have the greatest advantage in education above the eighth grade (Table XXX). In the 15 to 19 year age group, four times as many boys

TABLE XXX. PER CENT OF CHILDREN OF WHITE FARM OWNERS AND TENANTS
HAVING SPECIFIED SCHOOLING, BY AGE GROUPS, OVERTON
COUNTY, 1936

(Boys and Girls Combined)

Tenure and Age	Eighth Grade and Above	High School and Above	Per Cent	No. Schedules
Owners 15 - 19	57	31	100.0	93
Tenants 15 - 19	20	7	100.0	15
Owners 20 - 25	66	39	100.0	89
Tenants 20 - 25	61	21	100.0	28

and girls of owners, compared with tenants, have the advantage of high school and college training, and in the 20 to 25 year age group twice as many owner children have advanced beyond the eighth grade.

BIBLIOGRAPHY

- Allred, C. E., Atkins, S. W., Marshall, J. H., Collins, W. E., and Tosch, C. A., Comparative Ability of Tennessee Counties to Finance Their Governmental Functions, Cooperative Plan of Rural Research, Tennessee Agricultural Experiment Station, FWPA, and TWC, 1935.
- Allred, C. E., Luebke, B. J., and Marshall, J. H., Trade Centers in Tennessee, 1900-1930, Department of Agricultural Economics and Rural Sociology, University of Tennessee, July 1936.
- Allred, C. E., and Raskopf, B. D., Education of Farm Owners and Tenants in Tennessee, Agricultural Economics and Rural Sociology Department, University of Tennessee, January 1937.
- Caliver, Ambrose, Rural Elementary Education Among Negroes Under Jeanes Supervising Teachers, Bulletin # 51, United States Office of Education, Washington, D. C., 1933.
- Educational Surveys in Tennessee Counties, Division of University Extension, University of Tennessee.
- Fernandes, Grace, Educational Factors Influencing the Activities of Farm Home-Makers, Bulletin # 182, Oklahoma Agricultural Experiment Station, 1928.
- Hoyt, Elizabeth Ellis, Value of Family Living on Iowa Farms, Bulletin # 281, Iowa Agricultural Experiment Station, 1931.
- Kumlien, W. F., The High School Education of Farm Boys and Girls in South Dakota, Bulletin # 250, South Dakota Agricultural Experiment Station, 1930.
- Kirkpatrick, E. L., The Farmer's Standard of Living, USDA Bulletin # 1466, 1926.
- Lindstrom, D. E., Forces Affecting the Participation of Farm People in Rural Organization, Bulletin # 423, Illinois Agricultural Experiment Station, 1936.
- Merritt, Eugene, and Hatch, K. L., Some Economic Factors Which Influence Rural Education in Wisconsin, Research Bulletin # 40, Wisconsin Agricultural Experiment Station, and USDA, 1916.
- Report of the Tennessee Educational Commission, Nashville, Tennessee, 1933.
- Soil Groups, Department of Agricultural Economics and Rural Sociology, University of Tennessee (unpublished map).
- United States Census of Population, 1930.
- Van Tungen, George H., A Rural Social Survey of Lone Tree Township, Clay County, Iowa, Bulletin # 193, Iowa Agricultural Experiment Station, 1920.

PREVIOUS MONOGRAPHS IN THIS SERIES

No.	Title	Authors	No. of Pages	Date of Issue
1	Some Problems of Rural Relief in Tennessee	Allred, Matthews, Luebke	17	1935 Oct.
2	Rural Relief and Rehabilitation Possibilities in Wayne County, Tennessee	Allred, Luebke, Tosch, Matthews, Smith, Fitzgerald	31	Nov.
3	Rural Relief and Rehabilitation Possibilities in Houston County, Tennessee	Allred, Luebke, Tosch, Matthews	45	Dec.
4	Rural Relief in Overton County, Tennessee	Allred, Collins, Matthews	33	1936 Jan.
5	Inventory of Land Use in Tennessee	Allred, Atkins, Cotton, Mason	38	Feb.
6	Local Rehabilitation Proposals for a Tennessee Rural County	Collins, Matthews	20	March
7	Rural Relief and Rehabilitation Possibilities in Henderson County, Tennessee	Allred, Luebke, Sanders, Matthews, Tosch	55	March
8	Suggestions On A Relief Program for Tennessee	Matthews, Tosch	17	March
9	Comparative Ability of Tennessee Counties to Finance Their Governmental Functions	Allred, Atkins, Marshall Collins, Tosch	44	March
10	Rural Relief and Rehabilitation Possibilities in Jefferson County, Tennessee	Allred, Sanders, Collins, Luebke, Matthews, Tosch	47	April
11	Relief in a Coal Mining Community, Grundy County, Tennessee	Allred, Tosch, Baker, Matthews, Collins, Sanders, Raskopf	51	April
12	Regional Grouping of Crop Production in Tennessee	Allred, Hendrix, Luebke	38	May
13	Rural Relief and Rehabilitation Possibilities in Williamson County, Tennessee	Allred, Raskopf, Matthews, Tosch	48	May
14	Mobility of Rural Relief Families in Tennessee	Allred, Luebke, Tosch	35	June
15	Regional Comparison of Rural Standards of Living, in Tennessee	Allred, Hendrix, Raskopf	36	June
16	Trade Centers in Tennessee, 1900-1930	Allred, Luebke, Marshall	31	July
17	Farm Tenancy in Tennessee	Allred, Hendrix, Raskopf	31	July
18	Meat Consumption in Rural Tennessee, with Regional Comparisons	Allred, Powell	26	Aug.

(Continued)

PREVIOUS MONOGRAPHS IN THIS SERIES (CONTINUED)

No.	Title	Authors	No. of Pages	Date of Issue
19	Consumption of Dairy Products and Eggs in Rural Tennessee	Allred, Powell	21	Aug.
20	Consumption of Vegetative Foods in Rural Tennessee	Allred, Powell	33	Sept.
21	Graphic Summary of the Agricultural Situation, With Some Related General Economic Factors	Department of Agricultural Economics and Rural Sociology, University of Tennessee	36	Nov.
22	Educational Status of Rural Relief Families in Tennessee, A Preliminary Report	Allred, Raskopf	41	Nov.
23	Purchase and Sale of Meats and Starchy Foods by Tennessee Farm Families	Allred, Powell	34	Dec.
24	Relation of Education to Economic and Social Status of Relief Clients in Tennessee	Allred, Raskopf	37	1937 Jan.
25	Education of Farm Owners and Tenants in Tennessee	Allred, Raskopf	40	Jan.
26	Farm Housing in Tennessee, with Regional Comparisons	Allred, Hendrix	45	Feb.