



8-1969

## **An Examination of the Relationship Between Kindred Connectedness and the Riesman Inner-Other Directedness**

Judith Eva Wadford  
*University of Tennessee - Knoxville*

Follow this and additional works at: [https://trace.tennessee.edu/utk\\_gradthes](https://trace.tennessee.edu/utk_gradthes)



Part of the [Sociology Commons](#)

---

### **Recommended Citation**

Wadford, Judith Eva, "An Examination of the Relationship Between Kindred Connectedness and the Riesman Inner-Other Directedness. " Master's Thesis, University of Tennessee, 1969.  
[https://trace.tennessee.edu/utk\\_gradthes/2924](https://trace.tennessee.edu/utk_gradthes/2924)

This Thesis is brought to you for free and open access by the Graduate School at TRACE: Tennessee Research and Creative Exchange. It has been accepted for inclusion in Masters Theses by an authorized administrator of TRACE: Tennessee Research and Creative Exchange. For more information, please contact [trace@utk.edu](mailto:trace@utk.edu).

To the Graduate Council:

I am submitting herewith a thesis written by Judith Eva Wadford entitled "An Examination of the Relationship Between Kindred Connectedness and the Riesman Inner-Other Directedness." I have examined the final electronic copy of this thesis for form and content and recommend that it be accepted in partial fulfillment of the requirements for the degree of Master of Arts, with a major in Sociology.

Dr. Louis Dotson, Major Professor

We have read this thesis and recommend its acceptance:

Dr. Virgil Long & Dr. James Black

Accepted for the Council:

Carolyn R. Hodges


Vice Provost and Dean of the Graduate School

(Original signatures are on file with official student records.)

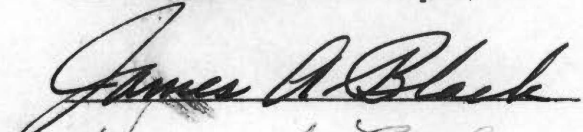
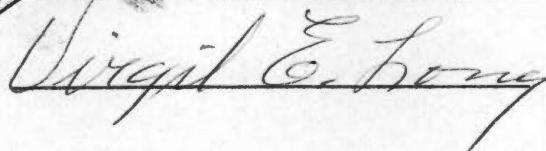
August 7, 1969

To the Graduate Council:


I am submitting herewith a thesis written by Judith Eva Wadford entitled "An Examination of the Relationship Between Kindred Connectedness and the Riesman Inner-Other Directedness." I recommend that it be accepted for nine quarter hours of credit in partial fulfillment of the requirements for the degree of Master of Arts, with a major in Sociology.

  
Major Professor

We have read this thesis  
and recommend its acceptance:

Accepted for the Council:

  
Vice Chancellor for  
Graduate Studies and Research

AN EXAMINATION OF THE RELATIONSHIP BETWEEN KINDRED CONNECTEDNESS  
AND THE RIESMAN INNER-OTHER DIRECTEDNESS

---

A Thesis  
Presented to  
the Graduate Council of  
The University of Tennessee

---

In Partial Fulfillment  
of the Requirements for the Degree  
Master of Arts

---

by  
Judith Eva Wadford  
August 1969

## ACKNOWLEDGMENTS

The writer wishes to express her deepest gratitude to her thesis chairman, Dr. Louis Dotson; for his encouragement, patience, guidance, and constructive criticism that made this study possible. Special appreciation is extended to the other members of her thesis committee, Dr. Virgil Long and Dr. James Black, for their suggestions and comments. The writer also would like to thank Dr. Don Whiteside for his help in the early planning stages of the thesis.

A special "thank you" is expressed to Mrs. Margaret Garrett for her skilled typing of the manuscript and to Mrs. Evelyn Anderson for duplication of the copies. The writer would like to thank her sister, Debbie, for her help in the typing of the rough draft of the manuscript.

The writer's greatest appreciation is to her parents who provided her with this opportunity.

## ABSTRACT

The purpose of this study is to investigate the family as a socializing agency from the standpoint of a possible relationship between kindred connectedness and inner-other direction.

The concept of kindred connectedness, developed by Whiteside and used in this study, is defined as the degree to which kin are bound together by mutual assistance, affective support, and commonly held values and norms. Whiteside argues that persons from a close kindred have been socialized to be more sensitive to the expectations of others than persons from a non-close kindred.

There have been numerous attempts to develop empirical measures of the dimensions involved in Riesman's inner-other typology of personality. Research in this area has shown inner-other directedness to be related to susceptibility to influence from others, socioeconomic status, age, and sex. However, most of these studies have assumed that inner- and other-direction form poles of a single dimension. Peterson takes exception to this approach and conceptualizes inner-other direction as cells in a property-space model. Inner-other direction is defined by affiliation-achievement, introversion-extroversion, external conformity-individuality, and the like.

It is hypothesized that subjects from high connected families are more likely to be other-directed and subjects from low connected families are more likely to be inner-directed. It should follow that high connected subjects would show more of the characteristics defined

as other-directed on the Peterson I-0 scale while the reverse should be true for low connected respondents.

The measure of kindred connectedness is developed from a matrix analysis of visits between each member of the respondent's relatives. Quartile distributions are developed for the kindred connectedness scores.

The measure of inner-other direction is a modification of the measure used by Peterson. Four factor and seven factor summary scales are developed from the individual factors of the I-0 scale as well as summated scales for the individual factors. Quartile distributions are developed for the scales.

A convenience sample of 692 students on the Knoxville Campus of The University of Tennessee was taken during the Spring and Summer of 1967. Questionnaires were administered to the students in lower level sociology classes and one of the women's dorms on the campus.

Analysis of the data was conducted through use of the card sorting machine and the IBM 7040 computer. The  $X^2$  test of association was used for statistical analysis.

The results of the study do not support the hypothesized relationship nor the direction of the relationship between kindred connectedness and inner-other direction. The data show a tendency toward other-direction for low connected respondents and inner-direction for high connected respondents. Although the first three factors of the Peterson I-0 scale are related to kindred connectedness at the .05 level, the relationship between kindred connectedness and all of the first four

factors of the Peterson I-0 scale are in the opposite direction from that hypothesized.

Discussion as to what might have affected the outcome of the study included the question of the adequacy of visitation as a sufficient index of kindred connectedness, sensitivity as an outgrowth of high kindred connectedness, the homogeneity of the sample, and the restrictions on the number of measures due to limits of time and space. In an attempt to explain the unexpected findings, a theoretical rationale was developed involving the relationship among kindred connectedness, dependency, and inner-other direction. A replication of the study is suggested, incorporating these factors.



## TABLE OF CONTENTS

| CHAPTER                                                       | PAGE |
|---------------------------------------------------------------|------|
| I. STATEMENT OF THE PROBLEM, THEORY, AND HYPOTHESES . . . . . | 1    |
| Statement of the Problem . . . . .                            | 1    |
| Literature and Theory . . . . .                               | 2    |
| Hypothesis . . . . .                                          | 8    |
| II. METHOD AND PROCEDURE . . . . .                            | 10   |
| Introduction . . . . .                                        | 10   |
| Measurements . . . . .                                        | 10   |
| Source of Data . . . . .                                      | 13   |
| Method of Analysis . . . . .                                  | 14   |
| III. CLASSIFICATION AND EVALUATION OF THE MEASURES . . . . .  | 15   |
| Classification of the Independent Variable . . . . .          | 15   |
| Classification of the Dependent Variable . . . . .            | 15   |
| Evaluation of the Independent Variable . . . . .              | 16   |
| Evaluation of the Dependent Variable . . . . .                | 17   |
| Summary . . . . .                                             | 17   |
| IV. PRESENTATION OF DATA . . . . .                            | 19   |
| Testing the Hypotheses . . . . .                              | 19   |
| Summary of the Findings . . . . .                             | 36   |
| Discussion and Conclusions . . . . .                          | 38   |
| V. SUMMARY AND CONCLUSIONS . . . . .                          | 44   |
| Statement of the Problem . . . . .                            | 44   |
| Hypothesis . . . . .                                          | 45   |



| CHAPTER                        | PAGE |
|--------------------------------|------|
| Method and Procedure . . . . . | 46   |
| Findings . . . . .             | 47   |
| Discussion . . . . .           | 48   |
| BIBLIOGRAPHY . . . . .         | 51   |
| APPENDIX . . . . .             | 54   |
| VITA . . . . .                 | 61   |

## LIST OF TABLES

| TABLE |                                                                                                   | PAGE |
|-------|---------------------------------------------------------------------------------------------------|------|
| I.    | The Relationship Between Kindred Connectedness and the<br>Four Factor I-0 Scale . . . . .         | 20   |
| II.   | The Relationship Between Kindred Connectedness and the<br>Seven Factor I-0 Scale . . . . .        | 21   |
| III.  | The Relationship Between Kindred Connectedness and<br>Affiliation-Achievement . . . . .           | 23   |
| IV.   | The Relationship Between Kindred Connectedness and<br>Regard for Principle . . . . .              | 24   |
| V.    | The Relationship Between Kindred Connectedness and<br>External Conformity-Individuality . . . . . | 25   |
| VI.   | The Relationship Between Kindred Connectedness and<br>Introversion-Extroversion . . . . .         | 27   |
| VII.  | The Relationship Between Kindred Connectedness and<br>Source of Socialization Patterns . . . . .  | 28   |
| VIII. | The Relationship Between Kindred Connectedness and<br>Regard for Pragmatism . . . . .             | 29   |
| IX.   | The Relationship Between Kindred Connectedness and<br>Regard for Struggle . . . . .               | 31   |
| X.    | The Relationship Between Inner-Other Direction and Age . .                                        | 32   |
| XI.   | The Relationship Between Inner-Other and Sex . . . . .                                            | 34   |
| XII.  | The Relationship Between Inner-Other Direction and<br>Father's Occupation . . . . .               | 35   |

## CHAPTER I

### STATEMENT OF THE PROBLEM, THEORY, AND HYPOTHESES

#### I. STATEMENT OF THE PROBLEM

One of the more important concepts in sociology is that of socialization. Riesman (1950) and others (Lewis, 1961; Potter, 1954; Mead, 1947; Gorer, 1950; Miller, 1958) explore the influences of culture through certain socializing agencies on the personality of the child. It is generally agreed that the most important of these agencies is the family.

An implication of Riesman's work is that the other-directed man is more susceptible to influence from others than the inner-directed man. At this point it might be asked why the other-directed man is more conforming to the people around him.

If inner-direction and other-direction are learned in the family, as implied in Riesman's theory, there should be some characteristic or group of characteristics that differentiates these families. Past research has been concerned primarily with child rearing practices. Such studies imply that a manipulation of these properties will more or less permanently affect the personality of the child; however, these studies are not without criticism. The events in the first five or six years of life are usually cited as crucial for shaping a personality. This approach has been criticized for failing to allow for experiences in the period after infancy and childhood which may modify earlier influences.

Furthermore, similar child rearing experiences have not been found to produce similar national character traits, all of which would argue for the study of variables other than child rearing practices as influencing personality. It is the purpose of this study to further investigate the family as a socializing agency from the standpoint of a possible relationship between inner-other direction and kindred connectedness.

## II. LITERATURE AND THEORY

Riesman's theory, concerned with the inner-other dimensions of personality, has received much attention in the past few years and there have been numerous attempts to develop empirical measures of the dimensions involved, and to test hypotheses derived from the theory. One such study conducted by Kassarian (1962) developed a 36-item scale from descriptive material found in Riesman's writings to empirically confirm that a continuum of inner-other directedness does exist in American society. Both graduate and undergraduate students at the University of California at Los Angeles were used as subjects. Reliability of the scale was found to be satisfactory through the use of the test-retest method. Validity was established by comparing the I-O scores of two groups of graduate students who were classified as inner- or other-directed on the basis of their major course of study. A modified form of the scale given to a stratified sample of the Los Angeles population revealed variations of inner-other directedness in the general population as well as the college population.

Using the Kassarian I-O Social Preference Scale, Centers and Hurowitz (1963) tested the hypothesis implied in Riesman's work that

other-directed people are more susceptible than inner-directed to the influence of others, i.e., they are more likely to conform to the opinion of others. A sample of 364 students were assigned to one of the two categories on the basis of extreme scores on the I-0 scale. Students within the two categories were then randomly assigned to either an experimental or control group so that there were inner- and other-directed students in both the control and experimental groups. Twenty-four items from the F-scale were given to the students. Those in the experimental groups were told that certain well-known and "important people" had completed the questionnaire and their answers were indicated by an asterisk. As was expected, other-directed persons were influenced to conform in the direction of the "important people." Both inner-directed and other-directed students in the experimental group conformed more to the views of these "important" people than those in the control group. The difference between the experimental and control groups on the inner-directed category was too small to be significant. However, the difference between the experimental and control other-directed groups was quite statistically significant.

Again using the Kassarian I-0 Social Preference Scale, Centers (1962) studied a cross section of Los Angeles adults to test the hypothesis that other-directedness is more prevalent in the middle-class. He found the scale scores to approximate a normal distribution. A significant relationship was found between sex and directedness, with more women found in the inner-directed category. Significant relationships between directedness and political affiliation and race were found; however, when education was held constant, no consistent relationship was determined.

Centers found a slight tendency for more highly educated and older people to be more inner-directed. Although the study did not support the hypothesis that other-directedness is more prevalent in the middle-class, Centers does believe other-directedness to be growing in America inasmuch as young persons tend to be more other-directed than older people.

Brodbeck, Noguee, and DiMascio (1956) did not find other-directedness to be characteristic of the lower-middle class. Thirty mothers in Boston were questioned about a variety of situations they might encounter in the socialization of their children. The mothers were found not to conform to their perception of how other mothers would respond under similar situations. They preferred to use their own judgment. The authors conceptualize Riesman's other-direction as the ability to empathize; however, these subjects were found to have little of this characteristic. Their "inner-direction" was more of a hostility to those around them,

Hoffman (1958) found compulsive conformists in a sample of 373 students at the University of Michigan in 1949 to be low in ego strength and to score higher on measures of parental dominance, inability to tolerate impulses, intropunitiveness in their handling of hostility, strong success strivings, and conservatism in political and religious attitudes, and to be conforming in their behavior. In a later study Hoffman (1957) found that high conformity need subjects tend to conform when faced with norms different from their own and to show less anxiety when they do conform than do low conformity need subjects. High conformity need subjects were also found to conform with less awareness than were low conformity need subjects. A comparison of the stability of the conforming responses revealed the low conformists to have significantly

higher stability scores. Hoffman believes that in addition to avoiding anxiety "conformity can actually function as a form of resistance against being permanently influenced by the group." By conforming only momentarily the individual avoids anxiety and resists being genuinely influenced by the group. (Hoffman, 1957:422.)

Black (1947) hypothesizes that suggestibility is more dependent upon the vague character of the information presented than some other literature in the field suggests. She contends that when changes in judgment do occur "it is normally because the material to be judged is seen in a new light and has consequently changed its meaning." Under these circumstances certain "prestige influences" or "important people" can bring about a change in judgment.

Using college students as subjects, Black asked the respondents to rank 10 political slogans for the following five characteristics: compellingness to action, social significance, personal inspiration, author's intelligence, and approval. Each respondent was also asked to indicate his political party preference. The political preferences indicated were Democrat, Non-partisan, and a group of "radicals" composed of the American Labor Party, Socialists, and Communist adherents, or three categories of political preference. These students were used as the control group. At a later time respondents in four experimental groups were also asked to rank the political slogans according to the above five characteristics. Experimental groups A and B were told that the ranking of the characteristics were those of President Roosevelt, and groups C and D that the rankings were those of ex-President Hoover. The rankings for groups B and D were in exactly the opposite direction of groups A and C.



There was little change in the rankings of the political slogans by all the subjects no matter whether conflicting or agreeing standards were presented to them. When these standards did disagree with their own rankings, the subjects sought reasonable explanations for the conflict and conflicting standards were rejected. The slogans were perceived in a different way and a new meaning was given to the slogans. A comparison among the political groups showed the "radicals" shifted their judgment least and the "liberals" shifted their judgment most. (Black, 1947: 243.)

In the above literature it has been shown that the other-directed man is more conforming to the opinion of others than the inner-directed man. Black has shown that caution must be used not to overemphasize suggestibility. Although the other-directed man may be more suggestible, it may be surmized that even he does not conform to conflicting information unless he can interpret it to fit his frame of reference. Thus, the other-directed man is possibly not as unstable as some literature suggests.

Most of the studies concerned with the Riesman typology have assumed that inner- and other-direction form poles of a single dimension. Peterson takes exception with this approach and explores the possibility that "inner- and other-direction are more accurately conceptualized as cells in a relatively complex property-space, definable in terms of more familiar concepts as extroversion-introversion, external conformity-individuality and the like."

The measure used by Peterson (1964:194) was generated from descriptive material in Riesman's two books on social character, items made up by Peterson for the study, and items adapted from Kassarian,

Gross, Archibale and Peterson, Bales, and Miller and Swanson. (Peterson, 1964:197.) Eleven questions concerned with demographic data were also included. The sample was composed of 547 undergraduate students at the University of Wisconsin. Product-moment correlations were first obtained for statements which then were subjected to factor analysis. As a result, a number of the original factors were excluded from the final form.

Peterson states that examination of the rotated factors reveals no general dimension but a number of dimensions related to inner and other direction. None of the items preclassified as inner-directed had the same sign as an other-directed item when both had high loadings on the same factor. (Peterson, 1964:199-200.)

The eight factors of the Peterson scale were affiliation-achievement, principle, task focus, external conformity-individuality, extroversion-introversion, self-other source of socialization patterns, pragmatism, and struggle. When attempts to find correlation of the first five dimensions with certain demographic variables proved unsatisfactory, the dimension scores were combined to form summary scores for each individual. The summary scores were then computed in centiles. Those individuals who fell into the two extreme categories on the summary scores were compared with each other on each of the demographic variables. The results conform to the predictions from Riesman's theory. (Peterson, 1964:204.)

In the literature certain other variables such as sex and socio-economic status have been studied in association with directedness. Riesman describes the various cultural changes that have taken place in American society and the character types that accompany these changes. Also, Riesman indicates the importance of the family in interpreting the

cultural demands for the child. Thus, it is inferred from Riesman that the child's sensitivity to these demands is affected by the characteristics of the family from which he comes. One variable that has promise in explaining the variation in directedness is kindred connectedness, i.e., the degree to which kin are bound together by mutual assistance, affective support, and commonly held values and norms.

In a study of kindred connectedness, Whiteside (1965) points out that the concept of closeness is at least implied in most studies of kinship systems. In a close kindred the actions of members toward each other are structurally defined, that is, appropriate action among the kin is determined by the kinship status of the parties involved regardless of personal likes and dislikes. Whiteside argues that persons from a close kindred have been socialized to be more sensitive to the expectations of others than persons from a non-close kindred. Thus, if degree of sensitivity to the expectations of others is a function of kindred connectedness, kindred connectedness might be used as an operational measure.

### III. HYPOTHESIS

The purpose of this study is to investigate the relationship between Riesman's inner-other direction and kindred connectedness. Individuals with high family connectedness scores are hypothesized to more likely be other-directed and individuals with low family connectedness scores, to be inner-directed. Further, the individual factors found by Peterson to form dimensional components of Riesman's typology should be related to kindred connectedness in the following manner:

1. Those individuals who have high family connectedness scores should also have the following characteristics: affiliation orientation, low regard for principle, external conformity, and extroversion.

2. Those individuals who have low family connectedness scores should have the following characteristics: achievement orientation, high regard for principle, individuality, and introversion.

## CHAPTER II

### METHOD AND PROCEDURE

#### I. INTRODUCTION

The study requires the measurement of (1) kindred connectedness, and (2) the inner-other dimension of social character presented by Riesman. The main purpose of the study is to examine the relationship between kindred connectedness and the personality factors involved in this inner-other dimension. The data were obtained from questionnaires administered in the Spring and Summer of 1967.<sup>1</sup>

#### II. MEASUREMENTS

Kindred connectedness is thought to be independent of Ego's personal feelings of closeness to his kindred. His kindred may not be close even though Ego feels close to its members. Therefore, a method of studying the phenomenon was developed independent of Ego's attitude. Frequency of visits among members was selected by Whiteside as an easily observable operational definition of kindred connectedness since visitation is considered to be an important kinship obligation. The same procedure was used in this study.

Kindred connectedness scores were obtained by asking the respondents to indicate (1) how often they see their parents, brothers

---

<sup>1</sup>The data were collected in connection with a study by Louis Dotson and associates of "Sensitivity and Type of Identification" under the auspices of The University of Tennessee and the National Aeronautics

and sisters, grandparents, and aunts and uncles (see Appendix A, page 56), and (2) how often each relative sees every other relative. However, the respondents' own visitation scores were not used. Only those scores for their relatives were used. Respondents were asked how often they saw each of their relatives only as a means of acquainting them with how the chart works. Nine alternatives indicating varying degrees of visitation were provided and the respondents were asked to indicate as near as possible the number of times that relative is seen by each other relative. The score was obtained by the formula below.

$$\frac{n - R}{\text{Total } N}$$

Where n represents the sum of all responses indicating visitation of at least once every six months, R equals the number of responses involving persons who live with each other, and N equals the total number of responses for each subject. Thus, if a subject indicated that he has eight relatives, all of whom see each other at least once every six months and there were five R responses, n would equal 23, R would equal five, and N would equal 28. Substituting these numbers into the formula, this respondent would receive a kindred connectedness score of .643. The distribution of connectedness scores were converted into centiles and quartiles for analysis.

The measure of inner-other directedness is a modification of the measure used by Peterson. The length of the questionnaire necessitated

using only 14 of the original 24 items composing the Peterson scale. Items with a factor loading of less than .604 were eliminated. Task Focus did not meet the factor loading criterion for inclusion. Peterson's factors 1 (affiliation-achievement), 2 (principle), 4 (external conformity-individuality), 5 (extroversion-introversion), 6 (self-other source of socialization patterns), 7 (pragmatism), and 8 (struggle) were used in this study (see Appendix A, pages 57-60).

The first factor has to do with affiliation-achievement. This factor attempts to measure the importance the respondents place on the need to have friends as opposed to the need to achieve. The second factor involves a concern for principle believed by Peterson to be represented by the "independent" in the Asch conformity situation. The third factor in this study is external conformity-individuality. This factor deals primarily with concern for external conformity and the fear of appearing different to one's peers. The fourth factor is introversion-extroversion. The respondents were asked to differentiate as to whether they would rather engage in leisure time activities alone or in groups. The remaining three factors are source of socialization, pragmatism, and struggle. Peterson did not believe that the last three factors deal with some aspect of inner-other direction. For example, he believes that source of socialization patterns has more to do with socialization per se than with inner- versus other-directed patterns of socialization. Also, the factor loadings were not as high for these three factors. (Peterson, 1964:201-202.)

The respondents were asked to indicate their degree of agreement or disagreement to each item of the scale. Each item had five response

alternatives which were given arbitrary weights from +2 to -2 following the procedure used by Peterson. (See Appendix A, pages 57-60.)

A summated scale was developed for each factor represented, in order that each factor could be studied independently. Further, the separate factor scores were combined to form a total I-O score. A low score on the total I-O measure indicates other-direction, while a high score indicates inner-direction. The first four factors described above compose the four factor I-O scale.

The remaining three factors of the Peterson scale did not account for as much variance as the first four. Furthermore, Peterson did not use the last three factors to test the assertion that his instrument is related to the Riesman social character types. For these reasons the four factor scale was used in this study of the relationship between inner-other direction and certain demographic variables, i.e., age, sex, and father's occupation.

### III. SOURCE OF DATA

The questionnaires were administered to students in lower level sociology classes on the Knoxville Campus of The University of Tennessee, and in one of the women's dormitories on the campus. There were originally 716 respondents in the study population, but 24 were omitted because of failure to answer or unscorable responses to the kindred connectedness and I-O items.



#### IV. METHOD OF ANALYSIS

Upon the completion of the data collection, the questionnaires were codified and this information was transferred to IBM cards to facilitate analysis. The questionnaire items were scored by the methods described above.

A summary scale for each factor of the I-0 scale, the individual factor scores, and the distribution of kindred connectedness scores were developed through the use of the card sorting machine. The IBM 7040 computer was utilized for the cross tabulation and statistical computation. The chi square test of association was used for statistical analysis.

### CHAPTER III

#### CLASSIFICATION AND EVALUATION OF THE MEASURES

##### I. CLASSIFICATION OF THE INDEPENDENT VARIABLE

The independent variable of this study is kindred connectedness. Kindred connectedness scores were computed in centiles and quartiles; the higher the score, the greater the degree of connectedness. Those respondents with a raw score of 51 or greater on either the centile or quartile measures were defined as having high kindred connectedness, while those respondents with scores below this, as having low kindred connectedness. For the examination of the first and fourth quartiles, respondents with raw scores of 76 or greater were defined as having high kindred connectedness, and respondents with a raw score of 25 or less were defined as having low kindred connectedness.

##### II. CLASSIFICATION OF THE DEPENDENT VARIABLE

For the dependent variable in this study--inner-other directedness--summary scores on the first four factors and all seven factors as well as individual factor scores were obtained. A quartile distribution was developed for the four factor and seven factor scales. Following the procedure used by Peterson, a low score indicates other-direction and a high score, inner-direction. The range for the four factor scale ran from 10 to 50, and 18 to 60 for the seven factor scale.

A quartile distribution was also developed for the individual factors of the I-O scale. Low scores on the individual factors indicate choice of the other-directed alternatives and high scores indicate the choice of inner-directed alternatives. For example, a respondent with a low score on the first factor was defined as affiliation oriented.

As a means of comparison between the lowest and highest quartiles of the independent variable, the dependent variable was broken at the midpoint of its distribution.

### III. EVALUATION OF THE INDEPENDENT VARIABLE

The independent variable was used previously by Whiteside in his study of kindred connectedness of white Anglo-Saxon women in the Palo Alto, California area. Kindred connectedness proved to be a significant variable in the study of kinship relations. Those individuals reporting high kindred connectedness were found to have highest rates of affective exchange and those individuals reporting low kindred connectedness, to have the highest rates of instrumental exchanges. Although geographical separation did affect visitation, individuals reporting high kindred connectedness had greater contact with their kin than did those reporting low kindred connectedness. Kindred connectedness was also found to be related to the effects of occupational status differences on the rate of visitation. Even though there were occupational status differences, individuals reporting high connected kin continued to show a high rate of visits with kin. This was not true for those reporting low kindred connectedness.

#### IV. EVALUATION OF THE DEPENDENT VARIABLE

Confidence in the validity of the Peterson I-O scale as a measure of inner-other direction is supported by the following facts. The major social character items were drawn by a number of writers directly from Riesman's two books on social character. As stated by Peterson this lessens the likelihood that any one interpretation of Riesman's writings would be represented. (1964:197.) None of the items used by Peterson were drawn from standard measures of authoritarianism, extroversion-introversion, or anomie. Furthermore, factor analysis of the items did not reveal a unidimensional scale. A number of factors were found to be related to Riesman's characterizations as shown by the fact that none of the items pre-classified as inner-directed and other-directed with high factor loadings on the same factor have opposite signs. (1964:199-200.) This supports Peterson's hypothesis that inner-other direction cannot be defined by a continuum but rather by a number of concepts. This does not mean that these dimensions can individually represent the character types. However, when the scores were combined in the property-space model, those respondents representing the inner-other direction cells did correspond to a number of demographic characteristics described by Riesman. (Peterson, 1964:207.)

#### V. SUMMARY

The measurements required in this study were kindred connectedness and inner-other direction. The independent variable was kindred connectedness and the dependent variable was inner-other direction.

Kindred connectedness scores were computed in centiles and quartiles. A respondent receiving a high score was defined as having high kindred connectedness and a respondent receiving a low score as having low kindred connectedness. The full quartile distribution of kindred connectedness scores were examined as well as the first and fourth quartiles.

Inner-other directedness scores were also computed in quartiles with a high score indicating inner-direction and a low score other-direction. Summary scores for the four factor scale and the seven factor scale were computed in addition to scores for the individual factors.

Evidence of the validity of the independent variable was shown by Whiteside. He found kindred connectedness to be instrumental in the types of exchanges between relatives, rate of contact when there was geographical separation, and rate of contact when there were occupational differences

Validity of the Peterson scale was established by the facts that none of the items pre-classified as having inner- or other-directedness with high factor loadings on the same factor had opposite signs. The items were drawn from a number of sources and factor analysis of the items did not reveal a unidimensional scale. Furthermore, those individuals defined by the scale as inner- and other-directed exhibited a number of characteristics described by Riesman.

## CHAPTER IV

### PRESENTATION OF DATA

#### I. TESTING THE HYPOTHESES

The first hypothesis was tested by cross tabulating the kindred connectedness scores of the respondents with their inner-other directedness scores. Tables showing the relationship between the quartile distributions of the I-0 summary scales, the individual factor scores, and kindred connectedness have been included.<sup>2</sup> These tables will be discussed on the basis of the full 4 x 4 tables and on the basis of comparisons between the lowest and highest quartiles of the independent variable. When the abbreviated table is discussed, the dependent variable is treated dichotomously by dividing its distribution at the midpoint.

In Tables I and II, pages 20 and 21, it can be seen that no significant relationship was found between the I-0 summary scales and kindred connectedness; although the relationship did approach statistical significance ( $P < .10$ ) for the seven factor I-0 scale. Analysis of the extreme quartiles indicated that respondents in these categories did not differ significantly in their distribution of inner-other direction for either table. There was a slight tendency for respondents from low connected families to be other-directed, but the relationship was not

---

<sup>2</sup>The tables using the percentile distribution of kindred connectedness proved to be cumbersome and did not give sufficient additional information to warrant their inclusion in the discussion.

TABLE I  
THE RELATIONSHIP BETWEEN KINDRED CONNECTEDNESS AND  
THE FOUR FACTOR I-O SCALE

| Four Factor<br>I-0 Scale |   | Kindred Connectedness     |                |                |                | Total         |
|--------------------------|---|---------------------------|----------------|----------------|----------------|---------------|
|                          |   | Low                       |                | High           |                |               |
|                          |   | 1st Quartile              | 2nd Quartile   | 3rd Quartile   | 4th Quartile   |               |
| Inner-<br>directed       | 4 | (19.4) <sup>a</sup><br>32 | (19.0)<br>33   | (28.9)<br>50   | (20.8)<br>36   | (22.0)<br>151 |
|                          | 3 | (28.5)<br>47              | (26.4)<br>46   | (23.7)<br>41   | (29.5)<br>51   | (27.0)<br>185 |
|                          | 2 | (26.1)<br>43              | (27.6)<br>48   | (23.1)<br>40   | (30.6)<br>53   | (26.9)<br>184 |
| Other-<br>directed       | 1 | (26.1)<br>43              | (27.0)<br>47   | (24.3)<br>42   | (19.1)<br>33   | (24.1)<br>165 |
| Total                    |   | (100.1)<br>165            | (100.0)<br>174 | (100.0)<br>173 | (100.0)<br>173 | 685           |

<sup>a</sup>Percentages are shown in parentheses.

$\chi^2 = 10.962$       9 d.f.       $P < .30$  for the full table.

$\chi^2 = .250$       1 d.f.       $P < .70$  for the highest and lowest quartiles.

TABLE II  
THE RELATIONSHIP BETWEEN KINDRED CONNECTEDNESS AND  
THE SEVEN FACTOR I-O SCALE

| Seven Fac-<br>tor I-0<br>Scale | Kindred Connectedness |                           |                |                |                | Total         |
|--------------------------------|-----------------------|---------------------------|----------------|----------------|----------------|---------------|
|                                | Low                   |                           | High           |                |                |               |
|                                | 1st Quartile          | 2nd Quartile              | 3rd Quartile   | 4th Quartile   |                |               |
| Inner-<br>directed             | 4                     | (27.3) <sup>a</sup><br>45 | (24.0)<br>42   | (29.5)<br>51   | (19.2)<br>33   | (25.0)<br>171 |
|                                | 3                     | (14.5)<br>24              | (18.3)<br>32   | (22.5)<br>39   | (25.0)<br>43   | (20.1)<br>138 |
|                                | 2                     | (29.1)<br>48              | (29.7)<br>52   | (20.8)<br>36   | (32.0)<br>55   | (27.9)<br>191 |
| Other-<br>directed             | 1                     | (29.1)<br>48              | (28.0)<br>49   | (27.2)<br>47   | (23.8)<br>41   | (27.0)<br>185 |
| Total                          |                       | (100.0)<br>165            | (100.0)<br>175 | (100.0)<br>173 | (100.0)<br>172 | 685           |

<sup>a</sup>Percentages are shown in parentheses.

$\chi^2 = 14.804$       9 d.f.       $P < .10$  for the full table.

$\chi^2 = .192$       1 d.f.       $P < .70$  for the lowest and highest quartiles.



consistent. Therefore, the predicted direction of the relationship between kindred connectedness and inner-other direction was not supported by the data.

The relationship between kindred connectedness and affiliation-achievement (Table III) was statistically significant ( $P < .05$ ) for the full table. Respondents in the extreme categories of kindred connectedness did not differ significantly ( $P < .90$ ) in their distribution on achievement-affiliation. In fact, the relationship is somewhat curvilinear with respondents in the middle range of kindred connectedness tending to be somewhat less achievement oriented. The predicted direction of the relationship is not supported. When both variables are dichotomized at their respective medians, the data suggest that respondents low in kindred connectedness are somewhat more likely to be affiliation oriented.

In Table IV, page 24, the relationship between kindred connectedness and regard for principle was statistically significant ( $P < .05$ ) for the full table. Although the relationship was not consistent, there was a slight tendency for low connected respondents to have low regard for principle. This was not in the expected direction. Examination of the extreme quartiles did not show respondents in these categories to differ significantly ( $P < .30$ ) on the dependent variable.

Although the data did not reveal the expected direction of the relationship between kindred connectedness and external conformity-individuality (Table V, page 25), the relationship was statistically significant ( $P < .05$ ) for the full table. Analysis of the extreme quartiles did not indicate that the respondents differ at a

TABLE III  
THE RELATIONSHIP BETWEEN KINDRED CONNECTEDNESS AND  
AFFILIATION-ACHIEVEMENT

|             |   | Kindred Connectedness     |                |                |                |               |
|-------------|---|---------------------------|----------------|----------------|----------------|---------------|
|             |   | Low                       |                | High           |                |               |
|             |   | 1st Quartile              | 2nd Quartile   | 3rd Quartile   | 4th Quartile   | Total         |
| Achievement | 4 | (17.4) <sup>a</sup><br>29 | (14.8)<br>26   | (10.4)<br>18   | (13.8)<br>24   | (14.1)<br>97  |
|             | 3 | (47.3)<br>79              | (38.6)<br>68   | (48.6)<br>84   | (50.0)<br>87   | (46.0)<br>318 |
|             | 2 | (25.1)<br>42              | (31.3)<br>55   | (28.3)<br>49   | (29.3)<br>51   | (28.6)<br>197 |
| Affiliation | 1 | (10.2)<br>17              | (15.3)<br>27   | (12.7)<br>22   | ( 6.9)<br>12   | (11.3)<br>78  |
| Total       |   | (100.0)<br>167            | (100.0)<br>176 | (100.0)<br>173 | (100.0)<br>174 | 690           |

<sup>a</sup>Percentages are shown in parentheses.

$\chi^2 = 17.422$       9 d.f.       $P < .05$  for the full table.

$\chi^2 = .026$       1 d.f.       $P < .90$  for the lowest and highest quartiles.

TABLE IV  
THE RELATIONSHIP BETWEEN KINDRED CONNECTEDNESS AND  
REGARD FOR PRINCIPLE

|             |   | Kindred Connectedness     |                |                |               | Total         |
|-------------|---|---------------------------|----------------|----------------|---------------|---------------|
|             |   | Low                       |                | High           |               |               |
|             |   | 1st Quartile              | 2nd Quartile   | 3rd Quartile   | 4th Quartile  |               |
| High regard | 4 | (18.7) <sup>a</sup><br>31 | (13.1)<br>23   | (19.7)<br>34   | (15.0)<br>26  | (16.6)<br>114 |
|             | 3 | (17.5)<br>29              | (20.6)<br>36   | (20.2)<br>35   | (15.6)<br>27  | (18.5)<br>127 |
|             | 2 | (33.3)<br>55              | (34.9)<br>61   | (23.7)<br>41   | (27.7)<br>48  | (29.8)<br>205 |
| Low regard  | 1 | (30.7)<br>51              | (31.4)<br>55   | (36.4)<br>63   | (41.6)<br>72  | (35.1)<br>241 |
| Total       |   | (100.0)<br>166            | (100.0)<br>175 | (100.0)<br>173 | (99.9)<br>173 | 687           |

<sup>a</sup>Percentages are shown in parentheses.

$\chi^2 = 19.207$ ; 9 d.f.  $P < .05$  for the full table.

$\chi^2 = 1.171$  1 d.f.  $P < .30$  for the lowest and highest quartiles.

TABLE V  
THE RELATIONSHIP BETWEEN KINDRED CONNECTEDNESS AND  
EXTERNAL CONFORMITY-INDIVIDUALITY

|                        |   | Kindred Connectedness     |                |                |                | Total         |
|------------------------|---|---------------------------|----------------|----------------|----------------|---------------|
|                        |   | Low                       |                | High           |                |               |
|                        |   | 1st Quartile              | 2nd Quartile   | 3rd Quartile   | 4th Quartile   |               |
| Individual-<br>ity     | 4 | (12.4) <sup>a</sup><br>21 | (12.6)<br>22   | (22.9)<br>40   | (17.3)<br>30   | (16.3)<br>113 |
|                        | 3 | (29.0)<br>49              | (33.1)<br>58   | (35.4)<br>62   | (31.2)<br>54   | (32.2)<br>223 |
|                        | 2 | (28.6)<br>50              | (22.9)<br>40   | (21.7)<br>38   | (29.5)<br>51   | (25.9)<br>179 |
| External<br>conformity | 1 | (29.0)<br>49              | (31.4)<br>55   | (20.0)<br>35   | (22.0)<br>38   | (25.6)<br>177 |
| Total                  |   | (100.0)<br>169            | (100.0)<br>175 | (100.0)<br>175 | (100.0)<br>173 | 692           |

<sup>a</sup>Percentages are shown in parentheses.

$\chi^2 = 18.661$       9 d.f.       $P < .05$  for the full table.

$\chi^2 = 1.756$       1 d.f.       $P < .20$  for the lowest and highest quartiles.

statistically significant level ( $P < .20$ ) on the dependent variable. The tendency toward individuality was less among the respondents in the middle range of kindred connectedness. Even though the direction of the relationship was inconsistent, low connected respondents tended to be extremely conforming and high connected respondents tended to be individualistic.

Table VI revealed that the relationship between kindred connectedness and introversion-extroversion was not statistically significant for either the full table ( $P < .50$ ) or the analysis of the extreme quartiles ( $P < .70$ ). Contrary to prediction the relationship was somewhat curvilinear with respondents in the middle range of kindred connectedness tending to be introverted.

Similar results occurred in Table VII, page 28. The relationship between kindred connectedness and source of socialization patterns was not statistically significant ( $P < .50$ ) for the full table or for the analysis of the extreme categories ( $P < .90$ ). Furthermore, the relationship was curvilinear with respondents in the middle range of the independent variable tending to be somewhat less likely to choose others as their source of socialization patterns. The data did support the predicted direction of the relationship between kindred connectedness and source of socialization patterns. There was a slight tendency for high connected respondents to choose others as their source of socialization patterns.

The relationship between kindred connectedness and regard for pragmatism (Table VIII, page 29) was not statistically significant ( $P < .50$ ) for the full table. Although the relationship was not consistent, the data did show a slight tendency for respondents from

TABLE VI  
THE RELATIONSHIP BETWEEN KINDRED CONNECTEDNESS AND  
INTROVERSION-EXTROVERSION

|                   |       | Kindred Connectedness     |                |                |                | Total         |
|-------------------|-------|---------------------------|----------------|----------------|----------------|---------------|
|                   |       | Low                       |                | High           |                |               |
|                   |       | 1st Quartile              | 2nd Quartile   | 3rd Quartile   | 4th Quartile   |               |
| Intro-<br>version | 4     | (19.9) <sup>a</sup><br>33 | (22.3)<br>39   | (19.0)<br>33   | (21.7)<br>38   | (20.7)<br>143 |
|                   | 3     | (33.7)<br>56              | (26.3)<br>46   | (35.6)<br>62   | (35.4)<br>62   | (32.8)<br>226 |
|                   | 2     | (14.5)<br>24              | (22.9)<br>40   | (14.4)<br>25   | (20.0)<br>35   | (18.0)<br>124 |
| Extro-<br>version | 1     | (31.9)<br>53              | (28.6)<br>50   | (31.0)<br>54   | (22.9)<br>40   | (28.6)<br>197 |
|                   | Total | (100.)<br>166             | (100.0)<br>175 | (100.0)<br>174 | (100.0)<br>175 | 690           |

<sup>a</sup>Percentages are shown in parentheses.

$\chi^2 = 10.457$       9 d.f.       $P < .50$  for the full table.

$\chi^2 = .425$       1 d.f.       $P < .70$  for the lowest and highest quartiles.

TABLE VII  
THE RELATIONSHIP BETWEEN KINDRED CONNECTEDNESS AND  
SOURCE OF SOCIALIZATION PATTERNS

|       |   | Kindred Connectedness     |                |                |                |               |
|-------|---|---------------------------|----------------|----------------|----------------|---------------|
|       |   | Low                       |                | High           |                |               |
|       |   | 1st Quartile              | 2nd Quartile   | 3rd Quartile   | 4th Quartile   | Total         |
| Self  | 4 | (25.6) <sup>a</sup><br>42 | (26.7)<br>47   | (27.6)<br>48   | (20.1)<br>35   | (25.0)<br>172 |
|       | 3 | (22.0)<br>36              | (27.3)<br>48   | (23.0)<br>40   | (28.2)<br>49   | (25.1)<br>173 |
|       | 2 | (32.3)<br>53              | (32.4)<br>57   | (31.0)<br>54   | (35.1)<br>61   | (31.3)<br>215 |
| Other | 1 | (20.1)<br>33              | (13.6)<br>24   | (18.4)<br>32   | (16.7)<br>29   | (18.6)<br>128 |
| Total |   | (100.0)<br>164            | (100.0)<br>176 | (100.0)<br>174 | (100.1)<br>174 | 688           |

<sup>a</sup>Percentages are shown in parentheses.

$\chi^2 = 8.800$       9 d.f.       $P < .50$  for the full table.

$\chi^2 = .110$       1 d.f.       $P < .80$  for the lowest and highest quartiles.

TABLE VIII  
THE RELATIONSHIP BETWEEN KINDRED CONNECTEDNESS AND  
REGARD FOR PRAGMATISM

| Pragmatism  |   | Kindred Connectedness     |                |               |                | Total         |
|-------------|---|---------------------------|----------------|---------------|----------------|---------------|
|             |   | Low                       |                | High          |                |               |
|             |   | 1st Quartile              | 2nd Quartile   | 3rd Quartile  | 4th Quartile   |               |
| Low regard  | 4 | (20.0) <sup>a</sup><br>33 | (14.8)<br>26   | (15.5)<br>27  | (17.2)<br>30   | (16.8)<br>116 |
|             | 3 | (33.9)<br>56              | (45.5)<br>80   | (42.5)<br>74  | (36.8)<br>64   | (39.8)<br>274 |
|             | 2 | (18.2)<br>30              | (17.0)<br>30   | (17.2)<br>30  | (20.1)<br>35   | (18.1)<br>125 |
| High regard | 1 | (27.9)<br>46              | (22.7)<br>40   | (24.7)<br>43  | (25.9)<br>45   | (25.3)<br>174 |
| Total       |   | (100.0)<br>165            | (100.0)<br>176 | (99.9)<br>174 | (100.0)<br>174 | 689           |

<sup>a</sup>Percentages are shown in parentheses.

$\chi^2 = 6.654$       9 d.f.       $P < .50$  for the full table.

$\chi^2 = .008$       1 d.f.       $P < .95$  for the lowest and highest quartiles.



low connected respondents to have low regard for pragmatism, as expected. Respondents in the extreme quartiles did not differ significantly ( $P < .95$ ) in their distribution on the dependent variable. However, the respondents in the middle range of kindred connectedness tended to have somewhat less regard for pragmatism.

The relationship between kindred connectedness and regard for struggle (Table IX) was not statistically significant for either the full table ( $P < .30$ ) or for the analysis of the lowest and highest quartiles ( $P < .20$ ). The relationship was curvilinear with respondents in the middle range of kindred connectedness tending to have low regard for struggle to a greater extent than those in the extreme categories. However, treating both variables dichotomously, the data did support the predicted direction of the relationship with low connected respondents tending to have high regard for struggle.

As a means of comparison with the studies described in the review of the literature, certain demographic variables--age, sex, and father's occupation--were cross tabulated with inner-other direction. Following the procedure used by Peterson, the last three I-O factors were omitted from this analysis and the lowest and highest categories of the I-O four factor scale were used. Although Peterson used the 10 per cent of the respondents at each extreme of the summary score, the first and fourth quartiles were used for this study.

Of the three relationships, only age and inner-other direction (Table X, page 32) was statistically significant ( $P < .02$ ). Up to age 20 the respondents tended to be inner-directed. After age 20 they tended to be other-directed. This does not seem to follow the findings

TABLE IX  
THE RELATIONSHIP BETWEEN KINDRED CONNECTEDNESS AND  
REGARD FOR STRUGGLE

| Struggle      | Kindred Connectedness     |               |               |                | Total         |
|---------------|---------------------------|---------------|---------------|----------------|---------------|
|               | Low                       |               | High          |                |               |
|               | 1st Quartile              | 2nd Quartile  | 3rd Quartile  | 4th Quartile   |               |
| High regard 4 | (17.6) <sup>a</sup><br>29 | (13.6)<br>24  | (15.1)<br>27  | (10.3)<br>18   | (14.5)<br>100 |
| 3             | (29.7)<br>49              | (35.8)<br>63  | (32.2)<br>56  | (28.6)<br>49   | (31.3)<br>216 |
| 2             | (36.4)<br>60              | (38.6)<br>68  | (40.8)<br>71  | (43.1)<br>75   | (39.8)<br>274 |
| Low regard 1  | (16.4)<br>27              | (11.9)<br>21  | (11.5)<br>20  | (18.4)<br>32   | (14.5)<br>100 |
| Total         | (100.1)<br>165            | (99.9)<br>176 | (99.7)<br>174 | (100.4)<br>174 | 689           |

<sup>a</sup>Percentages are shown in parentheses.

$\chi^2 = 10.568$       9 d.f.       $P < .30$  for the full table.

$\chi^2 = 2.640$       1 d.f.       $P < .20$  for the lowest and highest quartiles.

TABLE X  
THE RELATIONSHIP BETWEEN INNER-OTHER DIRECTION AND AGE

| Four Fac-<br>tor I-0<br>Scale | Age                       |               |                |               |               |              |              |              |               | Total         |
|-------------------------------|---------------------------|---------------|----------------|---------------|---------------|--------------|--------------|--------------|---------------|---------------|
|                               | 18                        | 19            | 20             | 21            | 22            | 23           | 24           | 25           | Over<br>25    |               |
| Inner-<br>directed            | (77.8) <sup>a</sup><br>14 | (55.1)<br>54  | (48.0)<br>48   | (42.1)<br>24  | (40.0)<br>6   | (42.9)<br>3  | (25.0)<br>1  | ( 0.0)<br>0  | (15.4)<br>2   | (47.9)<br>152 |
| Other-<br>directed            | (22.2)<br>4               | (44.9)<br>44  | (52.0)<br>52   | (57.9)<br>33  | (60.0)<br>9   | (57.1)<br>4  | (75.0)<br>3  | (100.0)<br>5 | (84.6)<br>11  | (52.1)<br>165 |
| Total                         | (100.0)<br>18             | (100.0)<br>98 | (100.0)<br>100 | (100.0)<br>57 | (100.0)<br>15 | (100.0)<br>7 | (100.0)<br>4 | (100.0)<br>5 | (100.0)<br>13 | 317           |

<sup>a</sup>Percentages are shown in parentheses.

$$\chi^2 = 18.198$$

8 d.f.

$$P < .02$$

of Centers (1962:231-240), who found a tendency toward inner-direction with increasing age. However, there was not a sufficient range of ages in the present study to prove or disprove the hypothesis. In the Centers study a significant relationship was found between sex and directedness. More women were found in the other-directed category. In Table XI of the present study, there was a very slight tendency for women to be inner-directed and for men to be other-directed; however, the percentage differences were extremely small and the relationship was not statistically significant ( $P < .90$ ).

Although the relationship between directedness and father's occupation (Table XII, page 35) was not statistically significant ( $P < .30$ ), the relationship follows a similar pattern to that found by Peterson. (1964:205.) The only real difference between this study and Peterson's on occupations and directedness was for the professional category. The writer found the children of professionals tended to be inner-directed while Peterson found them to be other-directed; however, Peterson found that the tendency toward other-directedness was less pronounced for the children of free professionals. The present study did not make a distinction among the professional occupations. Respondents whose fathers were managers tended to be other-directed for both studies. Laborer was considered equivalent to unskilled blue collar workers for means of comparison. Both were inner-directed. The categories (1) operates machine and (2) foreman of the present study were compared to Peterson's skilled blue collar worker and both studies showed respondents in these categories to be other-directed.

TABLE XI  
THE RELATIONSHIP BETWEEN INNER-OTHER DIRECTION AND SEX

| Four Factor<br>I-O Scale | Sex                     |             | Total       |
|--------------------------|-------------------------|-------------|-------------|
|                          | Male                    | Female      |             |
| Inner-directed           | 66 ( 47.1) <sup>a</sup> | 86 ( 48.6)  | 152 ( 47.9) |
| Other-directed           | 74 ( 52.9)              | 91 ( 51.4)  | 165 ( 52.1) |
| Total                    | 140 (100.0)             | 177 (100.0) | 317 (100.0) |

<sup>a</sup>Percentages are shown in parentheses.

$\chi^2 = .051$       1 d.f.       $P < .90$

TABLE XII

## THE RELATIONSHIP BETWEEN INNER-OTHER DIRECTION AND FATHER'S OCCUPATION

| Four Fac-<br>tor I-0<br>Scale | Father's Occupation      |                     |               |               |                |               |              |              | Total         |
|-------------------------------|--------------------------|---------------------|---------------|---------------|----------------|---------------|--------------|--------------|---------------|
|                               | Laborer                  | Operates<br>Machine | Foreman       | Salesman      | Manager        | Professional  | Farmer       | Unemployed   |               |
| Inner-<br>directed            | (57.1) <sup>a</sup><br>4 | (47.6)<br>10        | (38.7)<br>12  | (44.4)<br>16  | (45.1)<br>60   | (58.1)<br>50  | (0.0)<br>0   | (0.0)<br>0   | (47.9)<br>152 |
| Other-<br>directed            | (42.9)<br>3              | (52.4)<br>11        | (61.3)<br>19  | (55.6)<br>20  | (54.9)<br>73   | (41.9)<br>36  | (100.0)<br>1 | (100.0)<br>2 | (52.1)<br>165 |
| Total                         | (100.0)<br>7             | (100.0)<br>21       | (100.0)<br>31 | (100.0)<br>36 | (100.0)<br>133 | (100.0)<br>86 | (100.0)<br>1 | (100.0)<br>2 | 317           |

<sup>a</sup>Percentages are shown in parentheses.

$$\chi^2 = 8.517$$

7 d.f.

$$P < .30$$

## II. SUMMARY OF THE FINDINGS

The findings may be summarized as follows:

1. The relationship between kindred connectedness and inner-other direction was not statistically significant nor in the predicted direction. However, the relationship did approach statistical significance for the seven factor I-O scale ( $P < .10$ ),

2. The hypothesized relationship between kindred connectedness and affiliation-achievement was statistically significant ( $P < .05$ ) but not in the expected direction. Although the relationship was not consistent, high connected respondents tended to be achievement oriented and low connected respondents tended to be affiliated for the full table.

3. The relationship between kindred connectedness and regard for principle was not in the expected direction though statistically significant ( $P < .05$ ).

4. Kindred connectedness and external conformity-individuality were related at the .05 level for the full quartile distribution.

5. The relationship between kindred connectedness and introversion-extroversion was not statistically significant ( $P < .50$ ), nor in the expected direction.

6. The relationship between kindred connectedness and source of socialization patterns was in the expected direction for the full quartile distribution. Neither the analysis of the extreme quartiles of the independent variable nor the full quartile distribution were statistically significant.

7. The expected direction of the relationship between kindred connectedness and regard for pragmatism was found for the full quartile distribution. The relationship was not statistically significant for either the full quartile distribution or the extreme quartiles.

8. The relationship between kindred connectedness and regard for struggle was not statistically significant. However, the relationship was in the expected direction for the full quartile distribution.

9. Age was the only demographic variable significantly related to inner-other direction. Although this writer's findings did not appear to agree with those of Centers, the limited age range of the respondents limited the amount of confidence that could be put in this finding.

10. Although the writer's findings in regard to sex and directedness and those of Centers' were not in agreement, the percentage differences were very small and the relationship was not statistically significant ( $P < .80$ ). There was a slight tendency for women to be inner-directed and men to be other-directed.

11. Comparison with the Peterson study on father's occupation was very similar except for the professional category. This study revealed respondents in this category to be inner-directed and Peterson found them to be other-directed.

12. Six of the nine hypothesized relationships between kindred connectedness and inner-other direction were in the opposite direction from that predicted.



### III. DISCUSSION AND CONCLUSIONS

The major hypothesis was examined by two measures of inner-other direction and kindred connectedness. The two measures were the four factor I-0 scale and the seven factor I-0 scale. Neither relationship was statistically significant nor were the relationships in the expected direction. However, the relationship did approach significance ( $P < .10$ ) for the seven factor I-0 scale and kindred connectedness.

Only the first three factors of the I-0 scales were related to kindred connectedness at a statistically significant level ( $P < .05$ ) for the full quartile distribution of kindred connectedness. It is somewhat surprising that none of the first four factors had the expected direction of the relationship with kindred connectedness while the relationship between the last three factors--regard for struggle, source of socialization patterns, and regard for pragmatism--and kindred connectedness were in the expected direction.

Peterson did not find the five individual factors of the original scale related to certain demographic variables implied in Riesman's writings. Only when these five factors were combined into a summary score did the expected relationship occur. Therefore, more confidence had been placed in the main hypothesis of this study that kindred connectedness was related to the summated I-0 scale. More tenuous were the sub-hypotheses dealing with the individual factor measures.

In light of the findings there is little evidence to support the hypothesis that kindred connectedness and inner-other direction are related--at least in the predicted direction or insofar as the

instruments used are able to detect. Furthermore, it is more likely that the configuration--inner-other direction--is not related to kindred connectedness but, rather, to some of the individual factors that make up the Peterson I-O scale. Therefore, examination of possible reasons for not obtaining the hypothesized relationship is in order.

It is possible that the instruments do not measure what they are believed to measure. However, little weight to this idea is given so far as the Peterson instrument is concerned. It is believed that sufficient evidence of the validity of the Peterson measure has been shown. Furthermore, comparison in this study of demographic variable, father's occupation, and the I-O scale produced comparable results to those of Peterson. In this sense the present study is a test of the validity of the measure.

There is some doubt, however, as to the adequacy of Whiteside's visitation measure as a sufficient index of kindred connectedness. This is especially true in light of the fact that Whiteside found high connected respondents to report having more friends while the writer found low connected respondents tended to be affiliation oriented. While the results appear to be conflicting, it must be remembered that Whiteside's study utilized more than the visitation instrument as a measure of connectedness.

There is the problem of the comparability of one study population used in the three studies. While Peterson's findings were based on a sample of undergraduate students, Whiteside's were not. Whiteside's sample was composed of Anglo-Saxon women from Palo Alto, California. It is true that the study population used in the present study was racially mixed, but the non-white respondents were not sufficient in number to

warrant suspicion that this affected the outcome. The sample also included both males and females. However, the pretest revealed a normal distribution of kindred connectedness scores. The sample was a convenience sample fairly homogeneous as to age and socioeconomic status.

This study raises several interesting questions, one of which is the question as to whether respondents from high connected families are actually more sensitive to the clues from others as believed by Whiteside. Another is the question as to why three of the individual factors of the Peterson scale appear to be related to kindred connectedness while the relationship does not occur for the summary scale. There is also the question as to whether those respondents who score near the median of the kindred connectedness and I-O distributions and in the opposite direction from that hypothesized, differ to an appreciable extent from the respondents in the extremes on other variables as well. Discussed in the following paragraphs are some possible explanations to these questions and suggestions for further research.

Whiteside has argued that respondents from high connected families are more sensitive to the expectations of others because of the role definitions imposed by the structure of the kinship system. The findings of this study would seem to dispute this hypothesis. Low connected respondents tended to have more of the characteristics that would indicate sensitivity than did the high connected respondents. By definition, low connected respondents come from families where there is little social contact with other relatives, yet these respondents tended to be affiliation oriented, had low regard for principle, were extroverted, and were externally conforming. A tenable hypothesis is that low

connected respondents have less opportunity for developing friends within the family and therefore they exhibit greater effort to keep friends outside their families.

The "typical" American family today is usually described as being nuclear, highly mobile, and not really "involved" with friends and neighbors. The extent to which this represents a valid description of the low connected families in this study cannot be determined, but there are implications that need to be explored. In the nuclear family the children are more dependent on the parents for emotional and material sustenance. Furthermore, the length of dependency is increased for college students, who make up this study population.

In low connected families there are few, if any, relatives to act as a buffer against the pressures toward being dependent on the parents. In other words, children from low connected families may be expected to have fewer adult family members with whom they may interact, thereby increasing the intensity of the interaction with their parents. This results in dependency on parents. Also, because of limited interaction with adult family members, children from these families may have less opportunity to develop social skills and confidence in their ability to use them than do children from high connected families. Children from low connected families may either withdraw and avoid social contacts or make special efforts to develop friendships outside the family. It is the writer's belief that the latter is by far the more frequent response and in these cases there will be greater anxiety on the part of the low connected respondent about his ability to develop and maintain friendships. Hence, a greater tendency to conform to what he perceives to be

the expectations of others may result. This conceptualization may be comparable to that described by Whiteside; however, a different explanation is given for its development.

There was no attempt in the present study to differentiate between affiliation oriented and externally conforming respondents and those respondents who were achievement oriented and individualistic. The writer would like to do further research in this area and to explore the possible relationship among kindred connectedness, inner-other direction, and parental dependency.

The next question as to why only three of the individual factors of the Peterson scale appear to be related to kindred connectedness while the relationship does not occur for the summary scales is a difficult one. As stated above, the measure of kindred connectedness utilized only visitation as an index. This writer would like to do a replication of the study using additional measures of kindred connectedness before deciding whether there is a relationship between kindred connectedness and inner-other direction or merely a relationship between visitation and some of the individual factors of the I-O scale. Is it not possible that kindred connectedness is also a multidimensional variable?

Taking all the above questions and limitations into account, a replication of the study is suggested. A more representative cross-sectional sample of the general population should be a prime consideration of any follow-up study. Additional measures of inner-other direction and kindred connectedness should help to clear up the question of whether the measures or the hypothesized relationships

are in error. Whiteside used supportive measures of kindred connectedness in addition to the measure used in this study. Those same measures could be used in any subsequent replication. Additional demographic variables following fairly closely those discussed by Riesman should also be included. In keeping with the writer's questions concerning the origins of sensitivity, measures of dependency should also be included to permit a multivariate analysis of the relationship among kindred connectedness, dependency, and inner-other direction.

## CHAPTER V

### SUMMARY AND CONCLUSIONS

#### I. STATEMENT OF THE PROBLEM

This research sought to explore the relationship between kindred connectedness and inner-other direction. The individual factors that make up the inner-other directed scale were cross tabulated with kindred connectedness.

It is implied in Riesman's writings that other-directed respondents are more susceptible to influence from others than inner-directed respondents. There is evidence to support the hypothesis that there are some characteristics or groups of characteristics that differentiate between families of other-directed and inner-directed respondents.

For the past several decades there have been numerous attempts to develop empirical measures of the dimensions involved in Riesman's writings and to test hypotheses derived from his theories. An Inner-Other Directedness Social Preference Scale developed by Kassarian from descriptive materials found in Riesman's two books on social character has been used by numerous researchers. Using this measure, other-directed respondents were found to be more susceptible to the influence of others than inner-directed respondents. Also, other-direction was found to be more prevalent in the middle-class and among young people.

However, most of the studies using the Riesman typology have assumed that inner-other direction forms poles of a single dimension.

Peterson (1964) has taken exception to this assumption. He has conceptualized inner-other direction as cells in a relatively complex property-space which is defined in terms of extroversion-introversion, external conformity-individuality, etc. With items from a number of sources Peterson developed an I-O scale. Measurements from this scale were found to vary with a number of demographic variables as suggested by Riesman.

Riesman (1950) has discussed the importance of the family in interpreting cultural demands for children. And it can be inferred from Riesman's writings that the child's sensitivity to cultural demands is affected by the characteristics of his family. Kindred connectedness is one variable that has shown promise in explaining the variation in directedness. Whiteside (1967) has defined kindred connectedness as the degree to which kin are bound together by mutual assistance, affective support, and commonly held values and norms. He argues that persons from a close kindred have been socialized to be more sensitive to the expectations of others than persons from a non close kindred. On the basis of these findings and those of other researchers, this study has attempted to explore the relationship between kindred connectedness and inner-other direction.

## II. HYPOTHESIS

This study was designed in order to test the following hypothesis:

Individuals with high family connectedness scores are more likely to be other directed and individuals with low family



connectedness scores, to be inner-directed. It should follow that:

- (1) those individuals who have high family connectedness should also have the following characteristics: affiliation orientation, low regard for principle, external conformity, and extroversion. On the other hand,
- (2) those individuals who have low family connectedness scores should have the following characteristics: achievement orientation, high regard for principle, individuality, and introversion.

### III. METHOD AND PROCEDURE

The independent variable, kindred connectedness, was measured by an instrument developed by Whiteside. Kindred connectedness scores were computed for each of the respondents on the basis of relatives' ratio of visitation to the total number of responses for each subject.

The dependent variable was measured by a modified version of the inner-other directedness scale developed by Peterson. Seven of the factors from the original Peterson scale were used in this study. The inner-other scores were computed on both a four factor scale and a seven factor scale. The individual factors that make up the I-O scale were cross-tabulated with kindred connectedness as well.

The data were collected from questionnaires administered to students in lower level sociology classes and in one of the women's dorms on the Knoxville Campus of The University of Tennessee in the Spring and Summer of 1967. There were 692 respondents in the sample.

The data were transferred to IBM cards for analysis by the card sorter and the IBM 7040 computer. Quartile distributions were developed from the kindred connected scores, the I-O summary scores, and the

individual I-0 factor scores. A high score on the kindred connectedness measure indicated high kindred connectedness and a low score low kindred connectedness. On the I-0 measure a high score indicated inner-direction and a low score other-direction. Kindred connectedness and inner-other direction were cross tabulated by the computer. The chi square test of association was used for statistical analysis.

Validity of both the independent and dependent variables has been demonstrated previously, Whiteside (1967) found the independent variable, kindred connectedness, to be instrumental in the types of exchanges between relatives, rate of contact when there were occupational differences, and rate of contact when there was geographic separation. Peterson drew the items for his scale from a number of sources, lessening the likelihood that any one interpretation of Riesman would be represented. Furthermore, factor analysis of the items did not reveal a unidimensional scale. (Peterson, 1964:199-200.)

#### IV. FINDINGS

The findings may be summarized as follows:

1. The relationship between kindred connectedness and inner-other direction was not statistically significant nor in the expected direction for either of the I-0 summary scales. The relationship approaches statistical significance for the seven factor I-0 scale ( $P < .10$ ).

2. The relationship between kindred connectedness and the first three factors that make up the summary I-0 scale were statistically significant at the .05 level for the full quartile distribution.

3. The hypothesized relationships between kindred connectedness and the factors that make up the four factor I-0 scale were not in the expected direction. However, the relationship was in the predicted direction for the last three factors.

4. Of the three demographic variables--age, sex, and father's occupation--only the relationship between age and I-0 was statistically significant ( $P < .02$ ). Other-direction was found to increase toward the older end of the age continuum contrary to the findings of Centers.

5. There was a slight tendency for males to be other-directed and females were more evenly divided between inner- and other-direction with a slight tendency toward inner-direction. These findings were also contrary to those of Centers but the percentage differences were quite small.

6. The relationship between directedness and father's occupation in the present study followed a similar pattern to that found by Peterson.

## V. DISCUSSION

The hypothesized relationship between kindred connectedness and inner-other direction was not statistically significant nor in the expected direction. This was true for both the four factor and seven factor I-0 scales; however, the relationship approaches statistical significance for the seven factor scale ( $P < .10$ ). The subhypotheses involving the individual factors of the four factor I-0 scale and kindred connectedness did prove more successful even though the relationships were in the opposite direction from that hypothesized.

The first three factors--affiliation-achievement, regard for principle, and extroversion-introversion--were related to kindred connectedness at the .05 level.

Because Peterson did not find the individual factors to be related to certain demographic variables implied in Riesman's writings, the failure to obtain the hypothesized relationship involving the individual factor measures was not unexpected. When Peterson combined the factors to form a summary scale, however, the results were compatible with Riesman's predictions. For this reason there was stronger support for the hypothesized relationship between the four factor I-0 scale and kindred connectedness than any of the other hypotheses. Therefore, an analysis as to what might have affected the outcome is in order.

The results of the comparison of demographic variables and the four factor I-0 scale were in line with the findings of Peterson but not those of Centers. However, the adequacy of visitation as a sufficient index of kindred connectedness was questioned. Furthermore, some doubt as to validity of the proposition that high connected respondents are more sensitive to the expectations of others as hypothesized by Whiteside was raised. This study suggested that low connected respondents exhibited more of the factors that would seem to indicate sensitivity. To explain these unexpected findings a theoretical rationale was developed involving the relationship among kindred connectedness, dependency, and inner-other directedness.

Another factor that might have affected the outcome of the study was the homogeneity of the sample with respect to socioeconomic status and age. Furthermore, the study was part of a larger study and therefore

the number of measurements was restricted due to limitations of time and space. Only one measure of inner-other direction and one measure of kindred connectedness was included in the questionnaire. Taking these factors into consideration, replication of the study is suggested with a more representative cross-sectional sample, additional supportive measures of inner-other directedness, and kindred connectedness, and dependency. A replication incorporating these factors should make it possible to determine whether the hypothesis or the measures are in error.



## BIBLIOGRAPHY

## BIBLIOGRAPHY

- Black, Helen Lewis  
1947 "An Experiment of the Operation of Prestige Suggestion."  
Readings in Social Psychology, Theodore M. Newcomb and  
Eugene L. Hartley, editors. New York: Henry Holt and Company.
- Blalock, Herbert M.  
1950 Social Statistics. New York: McGraw-Hill Company.
- Brodbeck, Arthur J., Philip Nogiee, and Albert DiMascio  
1956 "Two Kinds of Conformity: A Study of the Riesman Typology  
Applied to Standards of Parental Discipline." Journal of  
Psychology 41:23-45.
- Centers, Richard, and Miriam Hurowitz  
1963 "Social Character and Conformity: A Differential in  
Susceptibility to Social Influences." Journal of Social  
Psychology 60:343-349.
- Centers, Richard  
1962 "An Examination of the Riesman Social Character Typology:  
A Metropolitan Survey." Sociometry 25:231-240.
- Gorer, George  
1950 "The Concept of National Character." Science News, J. R.  
Crammer, editor. Harmonasworth, Middlesex: Penguin Books.
- Hoffman, Martin  
1957 "Conformity as a Defense Mechanism and a Form of Resistance  
to Genuine Group Influence." Journal of Personality,  
25:412-424.
- Hoffman, Martin  
1953 "Some Psychodynamic Factors in Compulsive Conformity."  
Journal of Abnormal and Social Psychology 48:383-394.
- Kassarjian, Waltraud Marggraff  
1962 "A Study of Riesman's Theory of Social Character."  
Sociometry 25:213-230.
- Lewis, Oscar  
1961 The Children of Sanchez; Autobiography of a Mexican Family.  
New York: Random House.

Mead, Margaret

1947 "The Implications of Culture Change for Personality Development." American Journal of Orthopsychology 17:633-646.

Miller, Daniel

1958 The Changing American Parent. New York: Wiley.

Peterson, Richard

1964 "Dimensions of Social Character: An Empirical Exploration of the Riesman Typology." Sociometry 27:194.

Potter, Daniel

1954 People of Plenty, Economic Abundance and American Character. Chicago: University of Chicago Press.

Riesman, David

1950 The Lonely Crowd. New Haven: Yale University Press.

Whiteside, Don

1967 "The Concept of Kindred and Kindred Connectedness." Unpublished Ph.D. dissertation, Stanford University.





## APPENDIX

## OPINIONS ON SOCIAL BEHAVIOR

This study has two purposes: (1) it is a study of attitudes of college students and (2) it is a study of different ways of asking attitude or opinion questions. It is hoped that the information obtained will improve the quality of future attitude and opinion surveys.

This questionnaire is in no sense an examination and has nothing to do with your school work. There are a few questions of fact, but there is no right or wrong answer for most of the questions. For these the only answer is your own opinion, your own feelings. We can assure you that all the information which you give us will be kept confidential. A code number will be assigned and this sheet removed before the data are examined. In this manner your answer will not be associated with you in any way.

All the questions differ and it is not necessary that you be consistent from question to question. Rather, it is desirable that you answer each question as you wish, unaffected by previous answers which you have given.

Please read each question carefully and check only one of the several possible answers to each question. Mark one answer to each question.

Thanks very much for your cooperation.

Your Name \_\_\_\_\_

Knoxville Address \_\_\_\_\_

Phone Number \_\_\_\_\_



1. What is your sex?

1 \_\_\_ Male

2 \_\_\_ Female

2. What is your age? (nearest birthday)

1 \_\_\_ 18 or under    6 \_\_\_ 23

2 \_\_\_ 19                      7 \_\_\_ 24

3 \_\_\_ 20                      8 \_\_\_ 25

4 \_\_\_ 21                      9 \_\_\_ over 25

5 \_\_\_ 22

3. Your race?

1 \_\_\_ Caucasian

2 \_\_\_ Negroid

3 \_\_\_ Mongoloid

4. What is (or was) your father's job: (Check the one most like it.)

1 \_\_\_ works as a laborer or section hand, etc.

2 \_\_\_ operates a machine in a factory or drives a truck, etc.

3 \_\_\_ foreman in a factory, shop, or shipping warehouse, etc.

4 \_\_\_ salesman, clerk in store, or office.

5 \_\_\_ manager, owns and runs business, or works as a manager or a large company or the government

6 \_\_\_ professional--doctor, lawyer, teacher, engineer, etc.

7 \_\_\_ farmer (check one)

\_\_\_ owner

\_\_\_ renter

\_\_\_ operates for shares

\_\_\_ farm hand

8 \_\_\_ His job is not like any of these: It is

5. What kind of name does he give his job? (Like doctor, painter, barber, machinist, etc.)

6. The most valuable talent a person can have is the ability to get along with others.

1 \_\_\_ strongly agree

2 \_\_\_ agree

3 \_\_\_ undecided

4 \_\_\_ disagree

5 \_\_\_ strongly disagree

7. One should be concerned more about one's achievements than about making friends.

1 \_\_\_ strongly agree

2 \_\_\_ agree

3 \_\_\_ undecided

4 \_\_\_ disagree

5 \_\_\_ strongly disagree

8. I believe that being able to make friends is a great accomplishment in and of itself.

1\_\_strongly agree

2\_\_agree

3\_\_undecided

4\_\_disagree

5\_\_strongly disagree

9. You should always stand up for what you think is right.

1\_\_strongly agree

2\_\_agree

3\_\_undecided

4\_\_disagree

5\_\_strongly disagree

10. One should not hold on to his opinions even though they may be radically different from those of others.

1\_\_strongly agree

2\_\_agree

3\_\_undecided

4\_\_disagree

5\_\_strongly disagree

11. I would feel conspicuous if I were not dressed the way most of my friends are dressed.

1\_\_strongly agree

2\_\_agree

3\_\_undecided

4\_\_disagree

5\_\_strongly disagree

12. It is all right to be an individual, but I wouldn't want to be very different from those around me.

1\_\_strongly agree

2\_\_agree

3\_\_undecided

4\_\_disagree

5\_\_strongly disagree

13. I like to wear clothes which stress my individuality and are not those which everybody else is wearing.

1\_\_strongly agree

2\_\_agree

3\_\_undecided

4\_\_disagree

5\_\_strongly disagree

14. I'd rather be with a group of friends in my free time than to read an interesting book.
- 1\_\_strongly agree  
2\_\_agree  
3\_\_undecided  
4\_\_disagree  
5\_\_strongly disagree
15. As leisure-time activity I would rather choose something you do alone such as painting or photography rather than something you do with people such as play cards or talk.
- 1\_\_strongly agree  
2\_\_agree  
3\_\_undecided  
4\_\_disagree  
5\_\_strongly disagree
16. In bringing up children, parents should look at what other parents do with their children.
- 1\_\_strongly agree  
2\_\_agree  
3\_\_undecided  
4\_\_disagree  
5\_\_strongly disagree
17. In bringing up children, parents should stick to their own ideas about how they want their children brought up regardless of what others do
- 1\_\_strongly agree  
2\_\_agree  
3\_\_undecided  
4\_\_disagree  
5\_\_strongly disagree
18. Since there there are no values which can be eternal, the only real values are those which meet the needs of the given moment.
- 1\_\_strongly agree  
2\_\_agree  
3\_\_undecided  
4\_\_disagree  
5\_\_strongly disagree
19. I like situations which are demanding.
- 1\_\_strongly agree  
2\_\_agree  
3\_\_undecided  
4\_\_disagree  
5\_\_strongly disagree

20. I like situations which I  
have to struggle to master.

1\_\_\_strongly agree

2\_\_\_agree

3\_\_\_undecided

4\_\_\_disagree

5\_\_\_strongly disagree

## VITA

Judith Eva Wadford was born in Raleigh, North Carolina, on September 25, 1943. She attended elementary school in that city and was graduated from Needham B. Broughton High School in 1961. The following September she entered Peace Junior College, and in June, 1963 she received an Associate of Arts degree. She entered North Carolina State University in September of that same year. In June, 1965 she received a Bachelor of Arts degree in Sociology.

She entered the Graduate School at The University of Tennessee in September, 1965. From July, 1967 until June, 1968 she worked as a NASA research assistant. In August, 1969 she received a Master of Arts degree in Sociology. She is a member of the Southern Sociological Society and the American Sociological Association.