



November 2013

Crinipellis Notebook 1

L. R. Hesler

Follow this and additional works at: https://trace.tennessee.edu/utk_hesler

Recommended Citation

Hesler, L. R., "Crinipellis Notebook 1" (2013). *L. R. Hesler's Mushroom Notebooks*.
https://trace.tennessee.edu/utk_hesler/44

This Crinipellis is brought to you for free and open access by the University of Tennessee Herbarium at TRACE: Tennessee Research and Creative Exchange. It has been accepted for inclusion in L. R. Hesler's Mushroom Notebooks by an authorized administrator of TRACE: Tennessee Research and Creative Exchange. For more information, please contact trace@utk.edu.

Singer, Rolf. A monographic study of the
genera "Orinipellis" and "Chaetocalathus."
Fillosa 8: 441-534. 1942.

Crinipellis

1. Pileus large (more than 12 mm. in diameter), \pm zonate, ~~disk not naked & glabrous~~; - - - - - zonata
pl. present
1. Pileus 6-13 mm., not zonate; pl. none - - - stipitaria

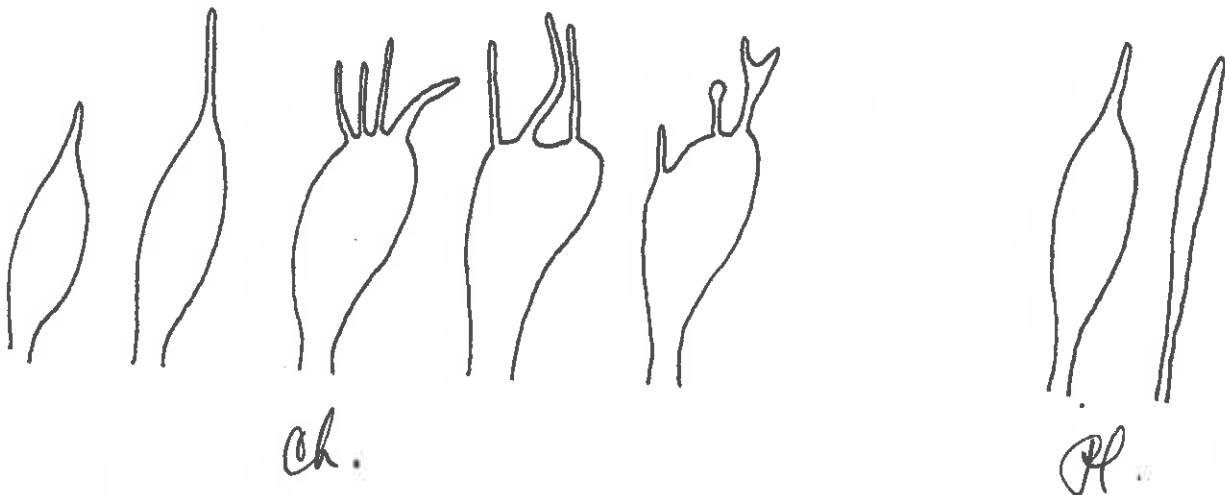
CRINIPPELLIS STIPITARI^A (Fr.) Pat.

Tax. Hymen. p. 1900

Pileus 3-5 mm. broad, hemispheric, depressed-umbilicate, with a small black papilla, pallid, with brown strigose to fibrillose-hairy/or ^{tufts} squamules, not zonate. Flesh thin. Lamellae nearly free, medium broad, subdistant, pallid, edges minutely fimbriate. Stipe 20-25 mm. x 0.2 mm., brown, with a fibrillose, grayish coating, equal.

Spores (6) 7-9 x 3.5-4.5 μ , ^{ellipsoid to sub-} pip-shaped, smooth, yellowish in Melzer's reagent. Pleurocystidia 17-23 x 2-6 μ , numerous, clavate to subfusoid, often appendiculate; cheilocystidia 12-²⁵~~15~~ x 5-¹⁰~~6~~ μ , ^{spatulate-appendiculate,} subfusoid, ^{clavate,} mostly with one-several finger-like appendages. Epicutis of appressed-hyphae, with numerous, brownish, long, hairs, 3-6 μ broad, apex pointed, walls thick and more or less wavy-nodulose, ~~reddish-brown~~ ^{Melzer's}.

Habitat and Distribution. - Scattered, on fallen leaves and sticks, in deciduous woods, Knoxville, July 18, 1957.



CRINIPELLIS ZONATA (Pk.) Pat.

Tax. Hymen., p. 143. 1900

Agaricus (Collybia) zonatus Pk. N. Y. State Mus. Ann.
24:61. 1872

Lentinus pulcherrimus Sumstine. Torreya 7:60. 1907

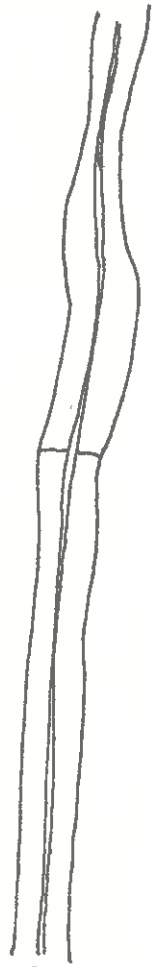
Pileus 1-2 cm. broad, at first subglobose then convex, finally plane, disk depressed to umbilicate with an umbo, usually zonate, "tawny" to "amber brown," hairy-tomentose. Flesh thin, white; odor and taste disagreeable. Lamellae emarginate, free or nearly so, whitish then dingy-yellowish, narrow, close, edges more or less flocculose. Stipe 2-10 cm. x 1-2.5 mm., brown, tomentose.

Spores 6-8 x 3.5-5 μ , ellipsoid, smooth, ^{white in mass,} yellowish in Melzer's reagent. Pleurocystidia none; cheilocystidia clavate, ventricose, to subpalmate with 2-4 finger-like projections, not always distinct. Gill-trama subparallel. Hairs (tomentum) on pileus brown in Melzer's, thick-walled.


Habitat and Distribution. - On dead wood, Tennessee, Alabama, and Florida, June-August.

Notes on Type

Spores 6-7 x 3.5-4.5 μ , ellipsoid, smooth, yellowish-brown in Melzer's reagent. Pleurocystidia none; cheilocystidia 17-35 x 5-12 μ , variable: clavate, ventricose-fusoid, palmate to spatulate, often with one to three (four or five) finger-like projections, clustered, individuals usually not clearly delimited. Gill-trama subparallel. Hairs on pileus brown in Melzer's, thick-walled, septa few.



Nair, from
filament-surface



Cheilopodida

24868

CRINIPPELLIS (stipitarius?)

Pileus 2-4 mm., hemispheric, disc umbilicate and at times subumbonate, and darker, tawny, with numerous brown hairs.

Lamellae narrowly adnate, white, broad, close, edges fimbriate.

Stipe 17-34 mm. x 0.1-0.25 mm., dingy brownish, hairy, equal.