



2010

Gardens (Spring/Summer 2010)

UT Institute of Agriculture

Follow this and additional works at: https://trace.tennessee.edu/utk_utgardensmag

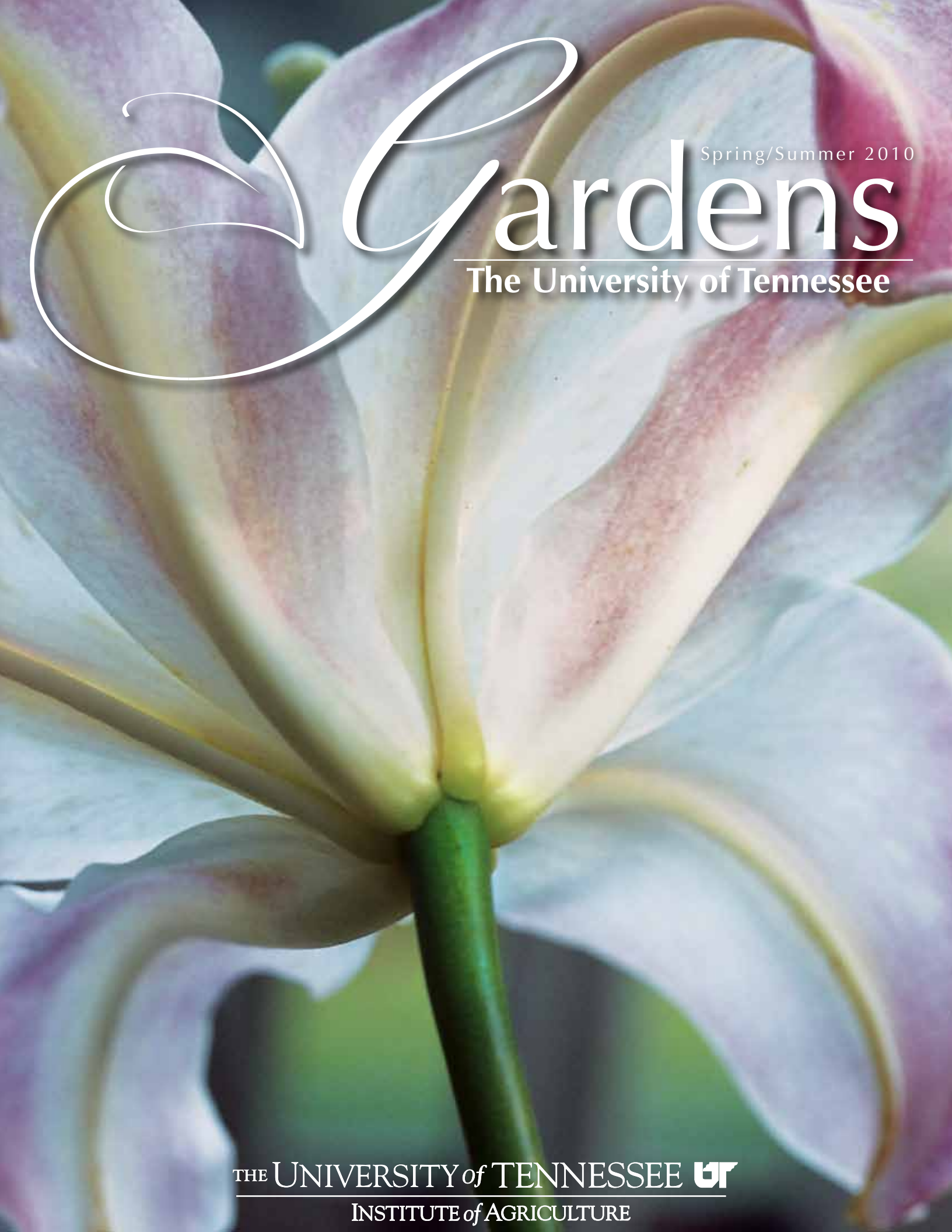
 Part of the [Botany Commons](#)

Recommended Citation

UT Institute of Agriculture, "Gardens (Spring/Summer 2010)" (2010). *UT Gardens Magazine*.
https://trace.tennessee.edu/utk_utgardensmag/1

The publications in this collection represent the historical publishing record of the UT Agricultural Experiment Station and do not necessarily reflect current scientific knowledge or recommendations. Current information about UT Ag Research can be found at the [UT Ag Research website](#).


This Magazine is brought to you for free and open access by the UT Gardens at TRACE: Tennessee Research and Creative Exchange. It has been accepted for inclusion in UT Gardens Magazine by an authorized administrator of TRACE: Tennessee Research and Creative Exchange. For more information, please contact trace@utk.edu.



Gardens

Spring/Summer 2010

The University of Tennessee

THE UNIVERSITY of TENNESSEE 

INSTITUTE of AGRICULTURE

Contents

The University of Tennessee Gardens located in Knoxville and Jackson are part of the UT Institute of Agriculture. Their mission is to foster appreciation, education and stewardship of plants through garden displays, collections, educational programs and research trials. Some 4,000 annuals, perennials, herbs, tropicals, trees, shrubs, vegetables and ornamental grasses are evaluated each year. Both gardens are Tennessee Certified Arboreta and American Conifer Society Reference Gardens. The gardens are open during all seasons and free to the public. Visit <http://utgardens.tennessee.edu/> and <http://west.tennessee.edu/ornamentals> for more information.

UT Gardens Staff

Dr. Sue Hamilton, director
 James Newburn, assistant director
 Jason Reeves, Jackson research horticulturist
 Bobby Cooke, assistant curator
 Emily Smith, education and special events coordinator
 Beth Willis, trial and volunteer coordinator

Student Interns

Marie Binger
 Chris Brown
 Ben Collins
 Joe Cope
 Frank Glavin, greenhouse manager intern
 Will Mayfield
 Cameron Moore
 Katheryne Nix
 Katlin O'Connor, Beall Family Rose Garden intern
 Morgan Sharp, Beall Family Rose Garden intern



The University of Tennessee Gardens
 UT Institute of Agriculture
 252 Ellington Plant Sciences Building
 2431 Joe Johnson Drive
 Knoxville, TN 37996

<http://utgardens.tennessee.edu>
<http://west.tennessee.edu/ornamentals>

R12-0122-000-012-10 6M 10-0158



6 Switchgrass



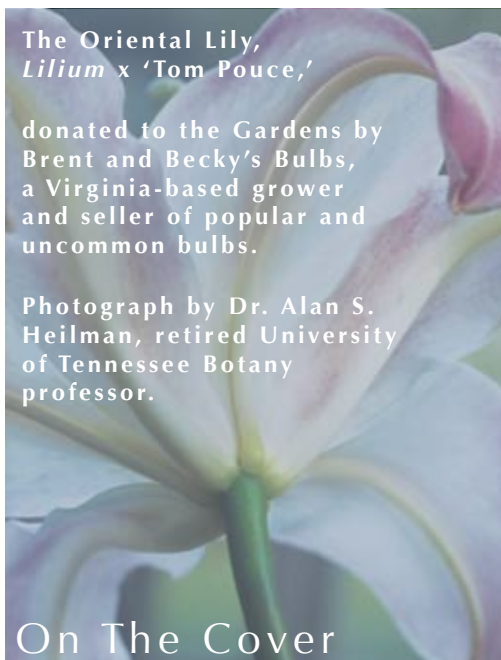
8 In The Garden



11 '09 Best in Show



16 Small Maples



The Oriental Lily,
Lilium x 'Tom Pouce,'

donated to the Gardens by Brent and Becky's Bulbs, a Virginia-based grower and seller of popular and uncommon bulbs.

Photograph by Dr. Alan S. Heilman, retired University of Tennessee Botany professor.

On The Cover

- 3 From the Director
- 4 Announcements
- 5 Calendar
- 10 Summer Bulbs
- 15 All-America Winners
- 17 Annual Report
- 17 Farm Market
- 18 Public Horticulture
- 19 Book Review
- 20 Volunteer Update
- 21 Alumni Update
- 22 Development
- 23 Donors

From the Director

Spring Greetings from the UT Gardens!

Springtime for me always conjures thoughts of fresh, new growth—a flourishing stage of development—and that is just what we have selected as our theme for this issue of our Gardens magazine: “A Season of Growth.”

The UT Gardens are truly growing in more ways than one. As you read through this issue, you’ll learn about the growth in our staff, growth in the Gardens, growth in our programs, and growth in our plant collections. This wonderful season would not be possible if it were not for the generosity, support and collective efforts of so many people. I want to express my deepest gratitude to the Friends of the Gardens (our donors), the UT Alliance of Women Philanthropists, the Knoxville Garden Club and the UT Institute of Agriculture. Without the financial support of these groups, the creation of the Helping Hands Kitchen Learning Garden, the scree garden, the council ring and the new, ADA-compliant walkways connecting all areas of the Knoxville Gardens together would not have been possible.

As I mentioned earlier, I am thrilled that our Gardens staff in Knoxville has grown. Please join me in welcoming our new education and special events coordinator, Emily Smith, to our Gardens team. She comes to us from the Lauritzen Gardens in Omaha, Nebraska, where she has been a member of the education department for the past four and a half years. I think you will be impressed with the many different programs and events she has planned for the Gardens.

In addition to our staff, we also have continued to expand the Gardens plant collections in both Knoxville and Jackson. In Knoxville, over the winter months we have added to our dogwood and holly collections to include some of the newest and best, underused specimens available. The Holly Society of America meets this fall in Oak Ridge and I look forward to welcoming their visit to the UT Gardens, Knoxville. In Jackson, many new trees have been added to the arboretum and a new shade garden featuring 25 different species and cultivars of hardy ferns and other shade-loving plants have been

added around the newly donated gazebo. If you want to see this season of growth first-hand, consider joining us for one of our events. Big events you won’t want to miss this spring and summer are the plant sales at both the Jackson and Knoxville locations of the UT Gardens, Blooms Days at the UT Gardens, Knoxville, and Summer Celebration at the UT Gardens, Jackson. Many beautiful plants will be at their peak of performance and an incredible array of educational walks and talks will be offered to appeal to all ages. The botanical marketplace at each of these events is sure to dazzle any gardener or shopper. Be sure to visit and bring your family and friends to support the Gardens in this fun and educational manner.

Thanks for your continued support and I look forward to seeing you in the gardens.

Happy Spring!



Dr. Sue Hamilton
Director, UT Gardens

Announcements

The Gardens Staff Is Growing

More than plants are growing at the UT Gardens—the staff is growing, too! Emily Smith joined the Knoxville location of the UT Gardens in late February as its new education and special events coordinator. Smith comes to UT from Omaha, Nebraska, where for the past four years she was a member of the education department at Lauritzen Gardens, Omaha's Botanical Center. She most recently served as education director at Lauritzen where she developed numerous successful programs and events, particularly those for families. Smith received her master's degree in public horticulture from UT in 2005 and is excited to return to her alma mater. Look for the many new and exciting education programs for youth, families and adults that Smith is planning for this spring and summer!



Emily
Smith



Holiday Express at the UT Gardens

Holiday Express drew nearly 9,000 visitors in its second year, raising public awareness for the UT Gardens. Because of the success, creator Mark Fuhrman has agreed to partner with the Gardens again this year to bring back the event.

In addition to the hard work of Mark Fuhrman; his business partner Jeanne Lane; the UT Institute of Agriculture Marketing & Communications office; and the UT Gardens staff, student interns and volunteers; Holiday Express would not have been possible without the generosity of our many sponsors, who are listed on page 22.

Holiday Express at the UT Gardens 2010 will open to the public November 25 and will run Fridays, Saturdays and Sundays through January 2, 2011. Additional days of operation will be announced later.

Thanks to everyone who came to the show and we look forward to seeing you again this year!

Holiday
Express

Calendar

Spring ing into **Summer** at the UT Gardens



BLOOMS DAYS 2010
Garden Festival & Marketplace

Rain or Shine
June 26th & 27th
8 am - 3 pm
in the UT Gardens on Neyland Drive
in Knoxville, TN

Don't miss the garden goods, specialty plants, workshops, music, Kids Corner and lots more!

Brought to you by

UT Gardens
The University of Tennessee

UT Institute of Agriculture bloomsdays.utk.edu



May 10

UT Gardens Knoxville Spring Plant Sale
Saturday, May 8
9 a.m.–2 p.m.
Friendship Plaza at entrance of UT Gardens

Books and Blooms
Thursdays
May 20–July 30

New Educational Programs for Adults, Children and Families
Get ready to grow your mind at the UT Gardens beginning this May! Information about new programs will be listed at <http://utgardens.tennessee.edu> as well as in the Gardens monthly e-newsletter.

June 10

Knoxville Museum of Art Artists on Location in the UT Gardens
June 4–6

American Conifer Society National Meeting
June 17–19
Charlotte, North Carolina
Visit the ACS Web site for details:
www.conifersociety.org

UT Gardens Blooms Days
Saturday, June 26
Sunday, June 27
8 a.m.–3 p.m.
UT Gardens in Knoxville

The American Hemerocallis Society Region 10 Annual Meeting & Garden Tours
June 11–12
UT Gardens Jackson

The UT Gardens in Jackson will be on tour showcasing more than 100 recently introduced cultivars of daylilies in their new daylily garden.

July 10

UT Gardens, Jackson Summer Plant Sale
(During the Summer Celebration event)
Thursday, July 8
10 a.m.–6 p.m.

UT Summer Celebration
Thursday, July 8
10 a.m.–6 p.m.
West Tennessee AgResearch & Education Center and the UT Gardens in Jackson

Garden Discovery Camps
Fun-filled summer day camps for children ages 4 to 12 are coming to the UT Gardens, Knoxville! Each camp will explore a different garden topic and includes fun activities and take-home projects. Visit the Gardens Web site for more information or contact Emily Smith at 865-974-7151.

Tour Gardens of South Africa

Join UT Gardens staff members Andy Pulte and Jason Reeves on October 13–24 for the ultimate garden lover's experience in South Africa! Explore the lush gardens of Johannesburg, South Africa's stunning national parks, and the springtime gardens of Cape Town. Discover the dramatic landscape of the Cape of Good Hope, visit South Africa's premiere wine region and stay in the Dutch colonial town of Stellenbosch. From the Bakubung Bush Lodge in the Pilanesberg National Park, venture into the bush in an open 4x4 safari vehicle with African rangers to view South Africa's lions, leopards, rhinos and elephants. Post-tour adventures to Botswana and Victoria Falls are also available. This 12-day, 11-night adventure is limited to 24 participants. Friends of the Gardens will receive a \$250 trip discount. For more information, contact Andy Pulte at pulte@utk.edu or 865-974-8820.

Switchgrass

by Jason Reeves, UT Gardens Jackson research horticulturist

Naturally Beautiful Native Switchgrass

Although switchgrass (*Panicum virgatum*) is making headlines as a greener source of biofuel, gardeners should also know about its beautiful, ornamental attributes. This 3- to 8-foot-high native grass with long, narrow leaves was once a component of the great American tallgrass prairies.

In July and August, the grass produces a profusion of 10- to 15-inch airy panicles just above the foliage. These panicles often start out pinkish red in color and age to buff. Switchgrass anchors itself with fine roots that are twice as deep as the grass is high, which helps it withstand extreme drought and cold. It prefers full sun and average to lean soil, and is one of the best grasses to grow in poor soil. It looks great alone in the garden but can be stunning in mass.

Some switchgrass cultivars require support to keep them upright, especially those grown in rich soil with plenty of moisture. If tall neighboring plants aren't enough to support them, place a large tomato cage (which will quickly be hidden by foliage) around the plant in spring. Also, note that wet growing seasons and advanced age make the clumps more likely to lodge. To correct lodging, divide and replant a smaller portion in early spring.

Don't let the sometimes floppy nature of switchgrass scare you away. For many selections grown in lean soil, the only maintenance is the typical cutback in late February or March. They are such a lovely group of underutilized native grasses, and are well worth a little extra care to have them in the garden.



Excellent switchgrass varieties for the garden:

Cultivars **'Hanse Herms'** and **'Rotstrahlbusch'** usually reach 3 feet tall and are more compact than the species. Both produce striking red fall foliage.

'Ruby Ribbons' reaches 4 feet. Its blue-gray foliage takes on a burgundy-red hue in midsummer that intensifies as the season progresses.

'Dallas Blues,' originally found in Dallas, is the best blue switchgrass. It forms a vase-shaped, 5-foot-tall clump and benefits from strong neighbors for support. Develops stunning reddish-purple plumes in the summer.

'Prairie Sky,' selected in Wisconsin for its blue foliage, can reach 5 feet tall and *must* be staked to prevent lodging.


'Heavy Metal' is another blue form that can reach 5 feet tall and may need staking. It has pinkish plumes and is prone to rust in certain habitats.

'Northwind' has green foliage and is the most upright form, reaching 6 feet tall. The erect and narrow form makes it a stunning accent in any garden.

'Cloud Nine' has metallic blue foliage that turns orange in the fall. It grows to 6 feet, but its late summer billowing, cloud-like plumes take it to 8 feet. It requires strong neighbors for support.

'Shenandoah' has green foliage with red tips that turns an intense orange in the fall. This 3- to 4-foot-tall cultivar is more spreading compared to the clumping nature of most.

***P. amarum*, or 'Dewey Blue,'** is a stabilizing beach grass with a graceful habit and bright blue foliage that grows in sand dunes from Connecticut to Louisiana. Can be a bit floppy under cultivation and benefits from being cut to the ground in late May to early June.



'Northwind'

Switchgrass



'Dallas Blues'

Switchgrass

For local availability of choice switchgrass selections in your region of Tennessee, contact the following businesses:

- Green Valley Farms, just north of Jackson, 731-784-5800
- Dutch Garden Center, Jackson, www.dutchgardencenter.com
- Randolph's Greenhouse, Jackson, www.randolphsgreenhouses.com
- Morris Nursery & Landscapes Inc., Jackson, www.morrisnursery.net/Home.html
- Beaver Creek Nursery, Knoxville, www.beavercreeknursery.net/
- Stanley's Greenhouses, Knoxville, <http://stanleysgreenhouses.com>
- Ann's GreenHaus, Greeneville, 423-638-2666
- Evergreen Garden Center, www.evergreenofjohnsoncity.com



'Dewey Blue'

Switchgrass



In the Garden

By James Newburn, UT Gardens assistant director

New Gardens Mark a Season of Growth


This year is truly a year of growth for the UT Gardens. We have added two special areas to the Gardens in Knoxville: the Helping Hands Kitchen and Enabling Learning Garden and a scree garden. I hope you visit them both and take part in our season of growth.

The Helping Hands Kitchen and Enabling Learning Garden

This new garden is located in the old monarda plot now enclosed in the purple fence. It is divided into two sections. The larger side encompasses a standard vegetable garden with raised beds to facilitate weed control and hold good organic soil. Cold frames will extend the growing season for cool-season crops as well as the small fruit trees and berry shrubs around the perimeter of the fence. Several tool sheds with rain barrels connected to them serve as water conservation examples.

Seating areas for teaching and demonstrations detailing best practices for growing fruits and vegetables and preparing them for the table are also included in the garden. Dr. Annette Wszelaki, assistant professor and UT Extension vegetable specialist, is providing us with expert advice. In addition, Dr. John Anton, UT Culinary Institute director, will purchase some produce from the garden for his teaching facility. The remaining harvest will be available at the new UT Gardens Farm Market.

The other side of the garden includes vegetables and herbs. It showcases adaptive features that allow those with limited mobility or developmental difficulties to participate in gardening. Features include vertical gardening, tabletop gardening for wheelchair-bound individuals, and planters with bench-type seating.






Vegetables in the Helping Hands Kitchen and Enabling Learning Garden

By Dr. Annette Wszelaki, UT Extension vegetable specialist and assistant professor

The Helping Hands Kitchen and Enabling Learning Garden is a demonstration site for sustainable gardening practices, including composting, crop rotation, companion planting for pest management, cover cropping and water catchment.

Raised beds will house three seasons of vegetables, beginning this spring with cool-season crops such as carrots, cabbage, radishes, broccoli, beets, English peas, kale, spinach, lettuce, Swiss chard and scallions. As the weather warms, the crops will be transitioned to warm-season crops such as tomatoes, peppers, sweet corn, potatoes, beans, melons, cucumbers, eggplant, okra and squash.

The design of the beds incorporates crops of different heights and different plant families, two strategies for pest management that confuse insects that fly into the crop canopy. Herbs and flowering plants are alternated throughout the vegetables. These plants produce chemical compounds that discourage pests from attacking the nearby crop plants.



Scree Garden

Also new this year is a rock, or scree, garden. The centerpiece of this garden is the huge agave plant we had to move (yet again) for the rose garden construction and our Xeriscape plants. Many of the plants in this garden are unique and not normally seen in the Southeast, but the rock garden has paths so you can view the plants. The soil is amended for low water usage plants and provides opportunities for education in water-wise gardening and gardening on difficult slopes.



Summer Bulbs

By Dr. Sue Hamilton,
UT Gardens director

Move Over Tulips and Daffodils; Try These Summer Bulbs

Perhaps less appreciated, but just as exciting as spring flowering bulbs, are summer bulbs. They, too, have familiar names like dahlia, gladiolus and caladium.

Bulbs, or plants that grow from fleshy underground storage organs, can be hardy or tender. That is, some can be left in the ground over the winter, while others must be taken inside before the first frost. My hardy bulbs happily spend their winters in the garden, while my tender bulbs stay warm and dry in a cardboard box in my laundry room. I replant them in the spring, and together with my hardy bulbs they create quite a display of summer flower power.

Summer bulbs may be planted any time during May through mid-July for an attractive display in the garden before frost. I recommend groupings of three, five and seven bulbs or more, intermingled with the other plants in your garden. Such groupings make a dramatic display and are showier in the landscape. They are also great for use in containers.

I like to plant bulbs with colorful foliage such as caladium, colocasia and ginger next to plants with complementary flower colors creating a balance between flowers and foliage. Likewise I plant bulbs with lots of flower power—such as dahlia, gladiolas and scadoxus—with complementary foliage plants.

The summer bulbs listed at right have blossomed in the UT Gardens with great success and appeal.



Dahlias

Alocasia — Tender bulbs that produce loads of exotic, tropical-looking foliage all season. A variety of sizes and colors are available. Terrific mixed with strong flowering plants. ‘California’ and ‘Freydek’ are two of my favorites.

Caladium — These tender bulbs produce heart-shaped leaves and colorful foliage ranging in size from 6 to 12 inches. Numerous cultivars are available. Foliage colors range from red to salmon, rose, white or green, with many variegated combinations.

Canna — This bulb is typically hardy in Tennessee and can produce years of colorful foliage and exotic summer blooms. Many new selections with bold foliage colors are on the market. ‘Australia’ is one of my favorites for its burgundy, near black foliage and vibrant scarlet flowers.

Crinum Lily — This hardy bulb produces clusters of long-lasting blooms, and it reblooms all season. As many as 15 flowers can bloom at one time on 24- to 36-inch stems. Pink and white cultivars are available.

Crocsmia — A hardy bulb that blooms in July with loads of small tubular blooms on stems up to 36 inches tall. Bright, cheery colors like red, orange, yellow and gold are available.

Dahlias — Many selections are winter hardy in Tennessee. While tall, cut-flower types are beautiful, I love the many new ‘garden-types’ that are shorter and flower prolifically all season. ‘Bishop of Llandaff,’ ‘Ellen Houston’ and ‘Yellow Hammer’ are three favorites for their dark bronze foliage and bright, showy flowers.

Gladiolus — Also hardy in Tennessee. Tall and dwarf selections are available, and both make great cut-flowers. The dwarf selections don’t have to be staked. Two noteworthy selections that grow only 30 inches tall are ‘Flevo Amico’ and ‘Flevo Junior.’

Lily — Hardy bulbs that range in height from 2 to 8 feet. A variety of colors are available including white, yellow, red, pink, orange and maroon. Some bicolors are available, too. Stake tall-growing lilies and protect them from strong winds, which can knock them over.

Pineapple Lily — Hardy bulbs with exotic blooms that look just like the name implies. Flower spikes grow to 24 inches and make a dramatic—and fragrant—show in the garden.

Scadoxus — A tender bulb from South Africa which grows 8 inches and provides bright orange-red color in the late summer garden with softball-sized flowers. Bold, broad green leaves emerge after the flowering is over.

Tuberous Begonia — Tender bulb with exotic flowers on short, compact plants make them great in the foreground of a garden bed or in containers. Colors range from soft pastels to brilliant, even electric, solid colors.

Xanthosoma — Tender bulb that produces wonderful foliage for your garden. The 3- to 4-foot-tall cultivar ‘Lime Zinger’ is noted for its chartreuse to lime green, arrow-shaped leaves up to 18 inches long.

Scadoxus



The University of Tennessee Gardens Present

Best *in* Show



Dr. Sue Hamilton, director
James Newburn, assistant director
Jason Reeves, UT Gardens, Jackson research horticulturist
Beth Willis, trial and volunteer coordinator
Betty Tipton, plant evaluation coordinator



Gomphrena
'Fireworks'

Best in Show Annual

Gomphrena 'Fireworks' is a new variety with season-long pink blooms that looked like gumdrops. Due to its height (3 feet) and full growth habit, this rangy annual is best placed in the middle to back of a bed. 'Las Vegas' series performed well.

Best Old Annual Variety

Begonia 'Big Rose with Bronze Leaf' produced masses of large, self-cleaning blooms above lush foliage. Tolerant of both shade and sun.

Best New 2009 Annual Variety

Egyptian Papyrus (Cyperus) 'King Tut' is a dramatic grass-like plant reaching 4 to 6 feet. **Umbrella Grass (Cyperus) 'Baby Tut'** also deserves mention. It grew 2 to 3 feet tall.

Purple Fountain Grass (*Pennisetum*) var.

rubrum and 'Little Red Riding Hood' — Burgundy foliage and seed heads provided great color, movement and texture. For early to mid-summer interest, **Ornamental Millet (*Pennisetum*) 'Jade Princess'** had enormous burgundy plumes against strappy, chartreuse foliage.

Sweet Potato Vine (*Ipomoea*) Illusion Emerald

Lace — This specimen's finely cut chartreuse foliage was a great foil to nearby flowering plants.

Vinca (*Catharanthus*) 'Pacifica XP Cranberry'

and 'Viper Purple' — Both showed excellent heat tolerance and exhibited bright, intense blooms on upright, uniform plants.

Zinnia 'Zahara Yellow' — Compact growth habit and disease resistance of the 'Profusion' series, but in a bright, zesty lemon-yellow.

Top Annual Performers

Blanket Flower (*Gaillardia*) 'Mesa Yellow'

— Has a cheery, nonfading yellow bloom and vigorous upright growth habit.

Celosia 'Fresh Look Gold' — Rich gold plumes really stood out against the bright green foliage of this upright variety. An AAS Winner.

Coleus (*Solenostemon*) 'Lifeline,' 'Redhead' and 'Trusty Rusty' — Grown for their showy foliage colors and texture as well as excellent pest resistance and uniformity.

Cupflower (*Nierembergia*) 'Augusta Blue Skies' — Delicate light blue blooms covered this low, mounding plant throughout the summer. The finely textured foliage added to its appeal.

Geranium (*Pelargonium*) 'Daredevil Rosita' — Displayed gorgeous pink color and vigorous growth. The **Tornado** and **Caliente** series performed well and offered a wide range of color choices. The **Pinto Series** showed excellent heat and humidity tolerance.

Lantana 'Lucky Pure Gold' — The rich golden blooms of this mounding annual contrasted beautifully with its dark green foliage. Butterflies and visitors alike were attracted to this plant.

Ornamental Pepper (*Capsicum annuum*)

'Sangria' — This 12- to 18-inch nonpungent cultivar produced a continuous display of 1½-inch purple and red peppers right up to frost.

Petunia Supertunia Vista Bubblegum — Incredibly vigorous petunia that was covered in masses of clear pink blooms from early summer to frost. **'Shock Wave Denim'** had unique lavender-blue bloom color. **'Debonair Dusty Rose'** had unusual pink and cream bicolor blooms.

Top Perennials

Agave ovatifolia—Whale's Tongue Hardy

Century Plant — One of the best blue-gray agaves for colder, wetter climates. Thrives in Zone 7 with adequate drainage. It reaches about 3 feet by 5 feet in five years.

Aster ericoides f. *prostratus* 'Snow Flurry'

Snow Flurry Heath Aster — This low-growing aster is suited for rock gardens, ledges or the front of perennial borders. Forms a dense mat of fine textured leaves and grows 6 to 8 inches tall and 2 to 3 feet wide. Covers itself with thousands of small, white daisy-like flowers in fall. Prefers full sun and tolerates moderate drought conditions.

Hakonechloa macra 'All Gold' — This new dwarf form of Japanese forest grass prefers fertile, moist, well-drained soil. The bamboo-like leaves are bright gold in part sun and more chartreuse in full shade.

Helianthus angustifolius 'First Light'

First Light Swamp Sunflower — A great compact form of this native sunflower. Forms a deer-resistant compact clump of fuzzy, linear leaves, which are topped with terminal spikes of 2-inch bright gold daisies from late September through October.


Huechera 'Citronelle' — Has leaves that are a beautiful chartreuse color. It prefers some afternoon shade to keep it from scorching, but when grown in too much shade becomes greener. A hybrid of the southeastern species *H. villosa*, it handles heat and humidity well. In summer it is topped with tall spikes of little white flowers.

Pennisetum alopecuroides 'Foxtrot'

Fountain Grass — A grass of symmetrical form that reaches 3½ to 4½ feet tall. Even though 'Foxtrot' is a large grass, it has a neat and tidy appearance. In the late summer, an abundance of smoky purple blooms appears and age to a buff brown that resembles a fox tail.



Petunia
'Debonair Dusty Rose'



Hakonechloa
'Aureola'

Rudbeckia subtomentosa 'Henry Eilers' — This charming perennial produces abundant yellow, quilled petals surrounding a brown button center. Blooms at 4 to 5 feet beginning in August and continuing through September.

Sedum bithynicum (S. pallidum var. bithynicum)–Turkish Sedum — This low-growing ice blue sedum tops out at 1 inch high. Drought tolerant and cold hardy, this spreading sedum puts on a white flower show in late summer. In the winter the foliage tips turn a rich pink. It is more tolerant of shade than most sedums.

Sedum kamtshaticum — This very cold-tolerant sedum has 2-inch-long, slightly serrated leaves on evergreen rosettes that bronze up during the winter. It forms a dense carpet that reaches 4 to 8 inches tall by 15 inches wide, and like most sedums is very drought tolerant. Yellow blooms turn to orange and create a warm multicolor effect in the summer.

Yucca recurvifolia 'Margaritaville' — This cultivar's leaves have a weeping habit, thus the species name. 'Margaritaville' has creamy white and light green variegation on its long, wide leaves. As a specimen plant, it adds interest to the garden all year long. Reaches a height of 6 feet tall and forms a thick trunk. The 3-inch-tall flower stalk appears in mid-summer and boasts creamy white flowers. Hardy in Zones 7 to 9. Requires good drainage and full sun.

Top Herbs

Ocimum basilicum 'Boxwood'–Basil — A compact, small-leafed basil that looks like boxwood and is more uniform than other dwarf basil. Very bushy and productive, it is great for culinary and ornamental uses. Grows 12 to 16 inches tall.

Abelmoschus esculentus 'Star of David'–Star of David Okra — This hibiscus relative boasts an absolutely beautiful bloom—6 inches across, light yellow with a deep burgundy center. It produces fat, ornamental pods often used in crafts, whose cross-section resembles the Star of David. Can grow to 6 feet tall.

Ceratotheca triloba–African Foxglove — This easy-to-grow annual resembles a small shrub in the garden. Attractive dark green foliage and red stems set off the large, elegant, foxglove-like blooms of lavender or white. Has been used medicinally in its native Africa. Grows 3 to 5 feet tall.

Hedychium coronarium–White Ginger Lily — This tropical perennial has overwintered in our gardens. Intricate white blooms are often said to resemble a flying butterfly, and are incredibly fragrant. Extracts have been used cosmetically, and it also makes a good cut-flower. Likes wet soil; can grow to 6 feet.

Philadelphus 'Snowbelle'–Mock Orange — This compact cultivar was covered in very fragrant, large, white double flowers from late spring to early summer. Hollow stems have been used as pipes and fragrance extract. Has culinary and cosmetic uses. This upright, deciduous shrub can grow 3 to 4 feet tall and wide.

Top Roses

Rosa 'My Girl' — This Easy Elegance rose is a 2008 introduction. Round, deep pink buds in clusters of five to 30 open to ruffled blossoms so full they almost hide the centers. Resistant to black spot. Compact with upright habit and good re-bloomer.

Rosa 'Black Cherry' — A floribunda rose with almost black buds that open to alluring red roses. Disease-resistant plant reblooms frequently.

Rosa 'Love and Peace' — This classic upright hybrid tea grows to 4 to 5 feet by 3 feet. Produces 5-inch flowers of golden yellow edged with pink. Each flower has a minimum petal count of 40, and is surrounded by dark green glossy foliage. Fruity scent.

Rosa 'Easy Does It' — A floribunda rose chosen as the only All-America Rose Selections 2010 winner! Filled with warm colors from mango and orange to peachy pink and apricot, these 4-inch double blooms are delightfully ruffled, unfurling their 26 to 40 petals in layers over their long bloom time. Grows 3 to 4 feet wide and just as tall.

Top Tropicals

Agave americana var. mediopicta 'Alba'–White-Striped Century Plant — A medium-sized century plant with a bold cream colored central stripe and blue green margins. Grows to 2 feet wide and high in a pot. The agaves of this species set many pups with which to propagate. Grow in full sun and sharp drainage. 'Alba' should be brought indoors before frost.

Calotropis gigantea–Crown Flower — This tropical milkweed family member grows 5 to 6 feet tall in the garden. It has clusters of waxy lavender flowers. Each ¾-inch flower consists of five pointed petals and a small, elegant "crown" rising from the center. The plant has large, waxy, oval-shaped leaves that are silver green in color.

Colocasia esculenta 'Coffee Cups'–Elephant Ear — This great tropical addition to any garden has uniquely shaped leaves and fantastic black stems. Grow this 5- to 6-foot-tall plant in full sun to light afternoon shade for a dramatic addition to the back of the border. The cup-like leaves also attract wildlife such as dragonflies and birds by providing natural water dishes.



Rosa
'Easy Does It'



Vinca
'Viper Purple'

***Colocasia esculenta* 'Pink China'—Elephant**

Ear — Possibly the most cold-hardy Colocasia. Hardy to Zone 6. The pink stems really stand out and are striking against their shiny green leaves. Grows 4 to 6 feet tall.

***Ensete superbum*—Thai Banana** — Thai banana is striking for its pronounced erect form. Its bright green leaves are large and sturdy, reaching 8 feet long with a width of nearly 2 feet. Hardy to 30 degrees F.

***Furcraea foetida* 'Mediopicta'—Mediterranean Hemp** — A close relative to the agave, this usually trunkless succulent can reach sizes of 3 feet by 3 feet or larger, depending on the size of its container. A decorative creamy band occurs down the middle of the long, wavy green leaves. This plant gives the dramatic look of an agave but is soft to the touch, lacking the spines that agaves possess. Performs best in full sun in a well-drained soil.

***Musa velutina*—Pink Velvet Banana** — This ornamental banana produces purple-pink flower bracts and small pink fruits laden with pea-sized seeds. Rarely exceeds 6 feet tall. Specimen in the UT Gardens, Knoxville is hardy.

***Sansevieria cylindrica*—Cylindrical Mother-in-Law's Tongue** — A distinctive architectural plant with unique cylindrical leaves that grow upright and stiff. Leaves are smooth and form a fan shape as the plant grows. This succulent requires little water and makes a fine houseplant, but planting outdoors into a bed brings a modern and elegant look to your design.

Top Trees and Shrubs

***Acer palmatum* 'Peaches and Cream'—Smooth Japanese Maple** — Makes a small tree or shrub about 10 feet tall and wide. Spring leaves emerge cream or cream with green highlights. Pale rose-red at tips. Prominent deep green veins round out the variegated patterns. Fall coloration is yellow with darker tips.

***Cercis chinensis* 'Don Egolf'—Chinese Redbud** — A handsome multi-stemmed shrub that matures to 10 feet by 10 feet. Has a vase-shaped form with dark, leathery leaves but its blooms are the real show. Super abundant deep mauve-pink flowers cover the stems at a young age. Grows well in part shade to full sun and shows a complete absence of brown fruits.

***Chamaecyparis obtusa* 'Spirited'—Hinoki Falsecypress** — This evergreen has beautiful golden lace-like foliage. Grows to 4 feet tall and 3 feet wide. Tolerant of full sun.

***Chamaecyparis pisifera* 'Devon Cream'—Japanese Falsecypress** — Spring foliage flush is white in color. Leaves are blue when they fade. Plant has an upright cone form to 6 feet tall.

***Chamaecyparis pisifera* 'Snow'—Japanese Falsecypress** — Fine-textured appearance has a soft look and feel. Tips of the foliage are white and become more muted in winter giving an almost blue appearance. Best grown in partial shade. Upright mounded habit as it matures to 5 feet.

***Cotoneaster glaucophyllus*—Gray Leaf Cotonneaster** — Dense, small to medium evergreen shrub that can reach up to 5 feet tall. The leaves are small and have a distinct gray color. White flowers appear in summer followed by orange-red to red berries that are retained throughout the winter.

***Egdeworthia chrysantha*—Paper Bush** — This distinctive 3- to 5-foot-tall and wide shrub is a real stand-out in the garden. It drops its 5-inch-long, blue-green, ovate leaves in fall, leaving attractive 3/4-inch terminal flower buds. The buttery, cream-yellow flowers are born in nodding umbels in early spring and are slightly fragrant. Great for year-round interest in a protected area of the landscape in Zone 7.

***Hydrangea quercifolia* 'Vaughn's Lily'—Oak-leaf Hydrangea** — Dense, full heads of pearl-white flowers smother this plant. They emerge a soft lime green, mature to pearly white, then age to pink blush. Attractive emerald green foliage turns burgundy red in the fall. Grows to 2 feet tall.

***Ilex verticillata* 'Sparkleberry'—Winterberry Holly** — Deciduous holly with a suckering habit. Tolerant of moist conditions. Female plants produce red berries that persist through winter. Grows to 12 feet tall and 10 feet wide. Use 'Apollo' as male pollinator.

***Juniperus x media* 'Daub's Frosted'—Juniper** — Grows low to the ground, staying under 2½ feet and spreading out to around 6 feet. Foliage is yellow in the spring and fades to a green-yellow in the summer.

***Lagerstroemia indica* 'Dynamite'—Crapemyrtle** — Grows to 15 feet tall and one of the best deep red, tree-form crapemyrtles available. Mildew resistant. New foliage is burgundy in color and changes to green.

***Metasequoia glyptostroboides* 'Og on'—Dawn Redwood** — Pyramidal tree with a fine, textured foliage and peeling bark. Golden foliage is bright and vibrant throughout the summer, turns bronze in the fall, then drops. Grows to 70 feet tall and 15 feet wide. Thrives in full sun; tolerant of wet to well-drained soil.

***Physocarpus opulifolius* 'Summer Wine'—Ninebark** — This compact, 5-by-5-foot shrub produces fine, deeply cut leaves. The foliage is a deep purple that sets off the profuse, soft pink flowers that appear in midsummer.

***Picea abies* 'Acrocona'—Norway Spruce** — Rosy pink spring cones slowly fade to an attractive tan. Grows to 20 feet in both height and width and requires full sun and well-drained soil.

***Platycladus (Thuja) orientalis* 'Morgan'—Oriental Arborvitae** — Grows to 3 feet tall and 2 feet wide. Soft, fern-like foliage is a great lime-yellow in summer and turns copper in winter.

***Pseudolarix amabilis*—Golden Larch** — This rare and unusual deciduous conifer is graceful and airy with its open branches and symmetrical pyramidal form. Striking gold color in fall. Branching habit and cones provide winter interest. Reaches 40 to 70 feet tall and is slow growing.

***Tsuga canadensis* 'La Bar White Tip'—Canadian Hemlock** — White tips on the branches give the appearance of a light dusting of snow. It maintains the color year round for four-season interest. Irregular to pyramidal growth habit. The UT Gardens specimen is doing well and maintaining its color with partial afternoon shade.

***Viburnum plicatum* 'Summer Snowflake'—Japanese Snowball Viburnum** — A compact, multi-stemmed, deciduous shrub that typically matures to 3 to 5 feet tall with a similar spread. Nonfragrant, creamy white flowers in small, flat-topped umbels (2 to 4 inches in diameter) appear in a profuse spring bloom, with sporadic continued bloom occurring throughout the summer (hence the cultivar name). Fertile flowers give way in late summer to orange-red, berry-like drupes which mature to black. Fruits are attractive to birds and wildlife. Red to bronze-purple fall color. Fruits, flowers and autumn foliage color all may be simultaneously present on plants in early fall.

***Viburnum macrocephalum* 'Tom Clark'—Chinese Snowball Viburnum** — Valued for its outstanding softball-sized, hydrangea-like blooms, this white-blooming semi-evergreen shrub blooms in spring and often puts on quite a show in fall. Matures to 12 feet or more. Thrives in full sun to partial shade.



Japanese maple
'Peaches and Cream'


All-America Winners

By Dr. Sue Hamilton, UT Gardens director and All-America Selections judge

And the Winners Are ...

With help from test gardens like the UT Gardens, All-America Selections (AAS) continues its tradition of recognizing and promoting top-performing new varieties. Eight flower varieties have been named 2010 AAS Winners after being put to the test for the past two years in 40 different gardens like the UT Gardens throughout the United States. These award-winning plants have proven their performance in Tennessee and are fantastic plants for the green industry.

African Marigold 'Moonsong Deep Orange' has large 2½- to 3½-inch flowers which have an intense, fade-resistant, deep orange color. Flowers are fully double blooms. Plants grow just 12 to 15 inches tall, and will flower in about 70 days under short days. Bred by Syngenta Flowers Inc.



Zinnia
Zahara Starlight Rose



Viola
'Endurio Sky Blue Martien'



Snapdragon
'Twinny Peach'

is a dwarf snapdragon with double or butterfly flowers (the name 'Twinny' refers to twins or doubles). While called peach, 'Twinny Peach' is actually shades of melon, peach, yellow and light orange blended together. Plants take 10 to 12 weeks from sow to bloom, and grow 12 to 14 inches in the garden. Bred by Hem Genetics.

Gaillardia 'Mesa Yellow' is the first F1 hybrid gaillardia. This first-year-to-flower perennial with a branching, mounding habit is best suited for containers 4 inches and larger. One plant per pot is usually sufficient thanks to this hybrid's horizontal vigor. With a USDA hardiness to Zone 4, gardeners should be attracted to Mesa Yellow's continuous blooms and its natural drought tolerance. Flowers may be cut and used for bouquets since height can reach 18 to 20 inches. Bred by PanAmerican Seed Co.

Zinnia Zahara Starlight Rose is the first rose and white bicolor, disease-resistant zinnia. Crop time is eight to nine weeks in spring and five to six weeks in summer. Good for large packs and small pots, it grows to 12 to 14 inches in the garden. Starlight Rose joins Coral Rose, Scarlet, Yellow, White and Mix in the Zahara series. Bred by PanAmerican Seed Co.

Echinacea purpurea 'PowWow Wild Berry' is a dwarf coneflower growing to just 20 to 24 inches. It has large 3- to 4-inch flowers which retain their unique deep rose-purple flower color longer than other coneflowers. It is a first-year flowering perennial if sown by January 25. Blooms continually without deadheading and produces more flowers per plant than other coneflowers. Hardy to Zone 3. Bred by PanAmerican Seed Co.

Zinnia 'Double Zahara Cherry' has fully double 2½-inch blooms and has consistent resistance to leaf spot and mildew diseases. Plants mature at just 12 inches tall, making them great for container gardening. They also are early to bloom (about eight to 10 weeks) and are a heat tolerant and sun-loving annual. Bred by PanAmerican Seed Co.

Zinnia 'Double Zahara Fire' also has fully double 2½-inch blooms and is resistant to leaf spot and mildew diseases. Bright orange-scarlet flowers are incredibly showy and bloom in just eight to 10 weeks. This heat tolerant and sun-loving annual grows to just 12 inches tall. Bred by PanAmerican Seed Co.

Viola 'Endurio Sky Blue Martien' is a cool-season annual with a bright, clear blue color. This unique spreading/mounding viola may look delicate, but delivers tough-as-nails performance in the garden. In mild southern regions it flowers throughout the winter, laughing off wind, rain, cold temperatures and passing snowfalls. Delicate ¾-inch flowers cover plants in beautiful sky blue. Grows to 6 inches tall and 10 to 12 inches wide, creating a bright spot in any landscape. It is also perfectly suited to window boxes and hanging gardens, as well as balcony and patio planters. Bred by Syngenta Flowers Inc.

Small Maples

By Hugh Conlon, UT Extension area specialist in ornamental horticulture

Small Maples for Tennessee Gardens


Although Japanese maples (*Acer palmatum*) are popular in Tennessee gardens, many other Asiatic maples are also worthy of the garden. These small ornamental trees or shrubs from Korea, China, Manchuria and Japan are treasured for their delightful foliage, colorful bark and graceful branching habit. Many reach heights from 20 to 25 feet, shorter ones from 6 to 10 feet and very miniature forms from 3 to 5 feet.

When shopping for a maple species, select species and cultivars that fit in your garden space. Before purchasing, consider:

- 🌿 Mature tree/shrub height and width.
- 🌿 Foliage (leaf form and texture/spring, summer and autumnal leaf color).
- 🌿 Trunk (snake bark or peeling/exfoliating habit).
- 🌿 Heat and drought tolerance.
- 🌿 Summer light exposure.
- 🌿 Winter hardiness and heat index ratings.

Shade and wind protection are crucial for several small maple species. In addition, some are not drought tolerant, and a few require special pruning know-how. A severe spring freeze and or a multiyear drought may wreak a serious toll.

A slow, deep watering every few weeks during summer heat and drought spells reduces undue plant stress. A light to moderate feeding in late winter is adequate for the entire growing year.



Shirasawa's maple

Select Small Maple Species (20 to 25 feet)

Hornbeam maple (*A. carpinifolium*) has dark green leaves almost identical to American hornbeam (*Carpinus spp.*). The foliage turns a buttery golden brown in the fall. A young tree's form is vase-shaped, with a smooth, often multi-stemmed gray bark. Mature trees are 25- to 30-feet high with a rounded canopy and light brown bark. Grows best under partial sun.

Paperbark maple (*A. griseum*) is a trifoliolate-leaf maple whose soft blue-green spring and summer leaves occasionally finish with a dark red autumnal color. Site carefully to enjoy its cinnamon-brown exfoliating bark year-round. Protect from the summer sun in Middle and West Tennessee.

Full moon maple (*A. japonicum*) is frequently confused with *A. palmatum* cultivars, which are also called full moon maples. The circular leaves number nine to 11 (as few as seven) pointed lobes that change from soft green to golden yellow with a splash of crimson in the autumn. Fall color varies. Spring foliage emerges early and is subject to frost injury. Locate in a sheltered area. The most popular variety is 'Aconitifolium.'

Korean maple (*A. pseudosieboldianum*) forms a large shrub or small tree 15 to 25 feet high with circular 9- to 11-lobed leaves that are similar to *A. japonicum*. Often substitutes for *A. palmatum* in more northerly latitudes (USDA Zone 4-b). Fall color ranging from vibrant orange to crimson arrives early and is variable from one year to the next.

Shirasawa's maple (*A. shirasawanum*) is another full moon maple. This small tree or large shrub with circular leaves requires some shade protection from the summer sun. The cultivar 'Aureum' has golden 11- to 13-lobed leaves that transition to a red-yellow blend in autumn.

Full Moon maple





Annual Report

2009 UT Gardens Annual Impact

- ☛ Knoxville recorded 59,000 visitors (8,600 for Holiday Express, 3,000 for Blooms Days). Jackson recorded 23,390 visitors (2,300 for Summer Celebration, 3,000 for the Pumpkin Display).
- ☛ Ninety-three active volunteers donated more than 2,705 hours valued at a total of \$57,044 to the Knoxville Gardens. In Jackson, volunteers donated more than 1,200 hours valued at a total of \$25,296. (Value calculated at \$21.08 per hour per the Bureau of Labor Statistics.)
- ☛ Variety trials included 300 plant varieties from 12 seed and plant breeding companies.
- ☛ Books and Blooms offered 20 story times and attracted 750 children and 500 adults.
- ☛ Logged 33,447 unique visitors to the UT Gardens Web site and 84,244 page loads.

- ☛ Gave 42 professional talks and presentations, which drew approximately 2,273 people.
- ☛ Served as a destination for 12 school field trips (approximately 450 children).
- ☛ Provided 42 guided walks and tours of the Gardens, which drew almost 1,900 people.
- ☛ The annual Easter Egg Hunt attracted 250 children and their parents.
- ☛ Held two Lunch and Learn programs, which served 50 visitors.
- ☛ Reached 1,600 total e-newsletter subscribers.
- ☛ Produced two magazines and distributed 7,500 copies to donors and field days/special events attendees.
- ☛ Hosted four plant sales.
- ☛ Provided internships for 12 UT students who worked throughout the year in the Gardens.
- ☛ Received three grants totaling \$34,500 towards development of the Gardens.
- ☛ Built the first endowed garden, the Beall Family Rose Garden.

Manchurian striped maple (*A. tegmentosum*) is the Asian equivalent of our native striped maple (*A. pensylvanicum*) with snakebark (white-green striped bark) and fine-textured foliage. The striped bark of the hybrid cultivar 'White Tigress' (*A. tegmentosum* x *A. davidii*) is exceptional. Grows best in dappled sunlight.

Three-flower maple (*A. triflorum*) is a slow-growing trifoliate maple that exposes its striking ashen brown to golden amber exfoliating bark over the main and scaffold branches as it ages. Plant where it can be viewed all four seasons. Needs shade protection from the direct summer afternoon sun.

Paperbark maple



Farm Market

Gardens Farm Market Coming Soon

By Dr. Annette Wszelaki, UT Extension vegetable specialist and assistant professor

You will soon be able to purchase healthy fresh fruits and vegetables at the UT Gardens in Knoxville! In fall 2009, the UT Organic and Sustainable Crop Production Program created a market garden internship for UT students interested in becoming fruit and vegetable growers. A new, 1-acre market garden at the UT Organic Farm and a new Farm Market will help interns gain skills in business planning and management, small fruit and vegetable planning and production, and direct marketing. Produce from the garden will be sold to the university community through a weekly farm market at the UT Gardens Friendship Plaza.

Interns will receive hands-on training in all aspects of production, from farm design to postharvest handling. For the business planning and marketing component, the interns enrolled in Agricultural Economics 350 – The Food and Agricultural Marketing System, taught by Dr. Kim Jensen. The students will be responsible for product sales from May through November.

If you aren't a student, but are interested in becoming a market grower, visit <http://vegetables.tennessee.edu> or <http://organics.tennessee.edu> for upcoming events and workshops.

Public Horticulture

By Andy Pulte,
Plant Sciences public horticulture lecturer

Public Horticulture Program Update

As spring turns into summer we will again send some of our best and brightest students across the country to perform internships and gain work experience. Lucky for us, some of those best and brightest will contribute to their own community by working in Tennessee or even at the UT Gardens.

We are very proud of all of our student interns who make the UT Gardens one of the most enjoyable places to visit in all of East Tennessee. One of those students is Amanda Plante. Plante is originally from Massachusetts, where she grew up around Amherst near the University of Massachusetts and Amherst College. Her family relocated to Seymour, Tennessee, when Plante was in the fifth grade. The 2007 graduate of The King's Academy is now a junior in public horticulture and has worked in the UT Gardens since her freshman year at UT. She has taken charge of the perennial collection in the Gardens and has initiated her own research study on people-plant interactions.

Plante recently won a travel grant from the Perennial Plant Association and has additionally created an educational brochure for the association on perennials for hot and dry sites. She used her travel grant to attend the PPA national conference last summer in St. Louis. Plante took some time out of her busy schedule to discuss her trip and her research.



Amanda
Plante

Q: What was your experience like at the PPA conference?

A: The conference in St. Louis was very exciting for me. I was able to meet many of our industry leaders, and a few authors of my class textbooks! All of the educational seminars were very informative about upcoming trends in horticulture, and it was great to be right there in the middle of everything! I hope to be able to attend again in the future—and to bring other UT horticulture students along for the experience!

Q: You recently started a research study on the impact of plants upon student happiness and grades. What do you hope to learn from this study?

A: My study is looking at the amount of time that UT students who live on campus spend interacting with green space. My survey covers a wide spectrum of questions from learning about the view from a dorm window, to walking to class, to actual plant-based activities. I hope to find out if there's a connection between the amount of time students spend interacting with green space and their success and happiness at the University of Tennessee. Dr. Mark Fly and the human dimensions research lab staff in the Forestry and Wildlife department have really helped me with the survey so far. Gardens Director Sue Hamilton is the person who ignited the study for me in her Introduction to Public Horticulture course my freshman year, and she has fanned the flames by connecting me with Dr. Fly and many other people who are really supporting me in this study. The goal is to present my findings at UT's Exhibition of Undergraduate Research and Creative Achievement, and also at the American Public Gardens Conference this summer.

Book Review

By Joan Worley,
Blount County Master Gardener

One shouldn't read *1001 Gardens You Must See Before You Die*, edited by Rae Spencer-Ford (Barron's, 2007) in the dead of winter. There are 960 pages, almost as many sunny photographs in the book, and nary a snowflake. Any armchair dreamer will want to jump up and go—anywhere there's a garden—and this beautiful directory can take him there.

Seventy contributors—garden designers, art historians, landscape architects, garden writers, and editors—wrote half- or whole-page descriptions of the gardens, depending on the garden's size and relative importance, each with a fact box listing the garden's designer, owner, garden style, size, climate and location. As for the gardens, they are scattered over the world and range from the 25-year-old Gnome Reserve (more than 1,000 gnomes plus a gnome shop) in North Devon, England, to the 13th century Alhambra in Spain; they may be as small as 0.02 acre (the Concrete Menagerie,



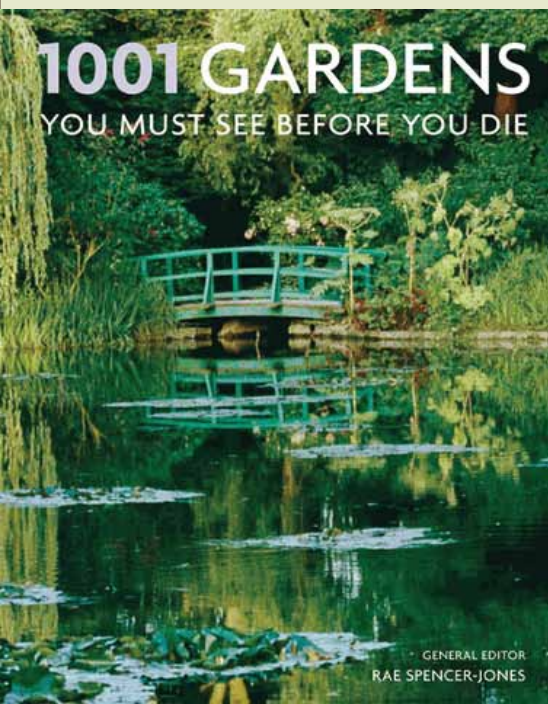
Biltmore

Northumberland), or as large as 550 acres (Gunston Hall, Virginia). Gardens from 70-plus countries and islands, over half of them in Europe, illustrate the diversity of many cultures, as well as the kinks and quirks of the individuals who built them.

The directory is arranged geographically, by continent, from North to South and West to East, starting on the west coast of Canada and ending in New Zealand. At first, this organization seems reasonable, if different, and indeed, the north-to-south and west-to-east organization is not a problem for the browser. It's impractical for anyone planning a trip, however: paging through, one departs Innacullin Gardens (Cork, Republic of Ireland), and arrives on the following page in Grosser Garten (Niedersachsen, Germany), after which one flips to gardens in Poland and then back to Wales, next door to Ireland. Happily, there is an index by country at the back of the book where gardens are arranged alphabetically by their names, with addresses (unhappily, no phone numbers for calling them and no page numbers for finding them in the book).

No Tennessee gardens are among the 1,001. The ones nearest us are Yew Dell in Kentucky, the Biltmore in North Carolina, and Calloway Gardens and Atlanta Botanic Garden in Georgia. The 125 gardens in the United States are—surprise, surprise—concentrated in New York, Massachusetts, Pennsylvania and California.

The major drawback for the garden tourist is the omission of contact information and hours. Many are privately owned, and before setting out, one would like to know if the garden is open, open only on certain days, or open only to groups by arrangement. (After driving hours on itty-bitty unmarked roads, will the gates be locked? How much will it cost? Is there a tea room or restaurant?) Web sites for the gardens are not provided. Web sites for garden organizations are given in an appended directory, and this should be very useful for gardens in England and elsewhere in Europe, where The National Trust, various foundations, and quasi-governmental organizations own or administer many of the gardens. Just do your homework before you go.



Volunteer Update

By Beth Willis,
UT Gardens trial and volunteer coordinator

Volunteer Program Report—Vital Volunteers

Our volunteer program accomplished a tremendous amount in the UT Gardens in 2009. Ninety-three active volunteers logged more than 2,700 service hours, which was a 170 percent increase in hours from 2008. Those hours have a value of more than \$57,000 to the Gardens, but far beyond their monetary worth, those hours represent the dedication of individuals who have chosen to donate their energy and talents toward making a difference in their community. As always, I must say I am so grateful to have been given the opportunity to work with this group.

In fact, as I've been reflecting on last year's accomplishments and looking forward to an equally productive 2010, I've been struck by just how *vital* our volunteer group is. They are certainly vital, in the sense of being essential. From general garden work to help with special events and outreach, our volunteers are critically important to helping us fulfill our mission to research, teach and demonstrate. But they are also vital in the sense of having remarkable energy and liveliness. Whether transplanting seedlings, manning the plant sale checkout, or planting trees in the Gardens, they are always laughing, sharing their knowledge, and helping staff or one another.

To officially start the 2010 volunteer season, the Gardens held the Third Annual Volunteer Kickoff on February 10. Twenty-eight volunteers, some new and some seasoned, attended to learn about opportunities for the coming year. Although the kickoff was a great chance to meet or reconnect with other volunteers, it's not too late to get involved if you weren't there!

We have resumed our weekly Work with Garden Staff sessions (Tuesdays, 9 a.m.–12 p.m., or Thursdays, 1–4 p.m.), for volunteers who enjoy playing in the dirt. Weekly session activities vary, but might include working in the greenhouses, prepping garden beds, or planting annual trials. If that sounds a little messy to you or those times aren't convenient, there are other ways to get involved:

- Becoming a Certified Garden Guide to help with tours.
- Helping to plan and execute special events throughout the year.
- 'Adopting' a specific area within the Gardens to maintain.
- Participating in our monthly Lunch and Learn sessions.

If you are interested in becoming a volunteer, please contact Beth Willis (ewillis2@utk.edu or 865-974-2712) to arrange an orientation and to discuss ways that you can get involved with the UT Gardens. No matter what your gardening experience or capability, there are opportunities for you join in and help support the Gardens as a volunteer.



Our Volunteers

Top: Buzz Smith and Lynette Ringel staining a shed in the new Kitchen Garden. Middle: Volunteers transplanting seedlings. Bottom: Sarah Dunn labeling plant trial flats.

Alumni Update

UT Gardens Alumni Update

The UT Gardens often grow more than just plants. In fact, sometimes they can grow a person's love for the environment—and even help grow a career.

Leah Gardner is one of those people. Gardner, who received an undergraduate degree in ornamental horticulture and landscape design in 1997, worked as a student intern in the UT Gardens. "Working in the UT Gardens was an enjoyable way to learn basic gardening skills and helped to further cultivate my love of plants and the environment," she said.

After graduation, Gardner assisted in the formation of the UT Environmental Landscape Design Lab, where she helped UT Associate Professor Sam Rogers (a Registered Landscape Architect) with various landscape restoration projects for three years. She then attended the University of Georgia, where she successfully defended her thesis, "Increasing Environmental Awareness by Design," and in 2004 received a master's in landscape architecture.

After earning her master's, Gardner returned to Tennessee where she served as project manager of the UT Environmental Landscape Design Lab for two and a half years. She then partnered with Rogers to create Environmental Landscape Design Associates (ELDA), a consulting practice that blends an environmental ethic with ecologically based landscape design. The practice provides specialized landscape design services focused in the conservation, integration and restoration of native plant communities while contributing to the broader mission of developing sustainable landscapes and green infrastructure within existing and developing communities. Typical projects have focused on environmental restoration, habitat improvement, natural gardening with native plants, and interpretive signage.

"I share similar values with Sam Rogers regarding promotion of native plants in the landscape, eradication of invasive exotic species, and habitat restoration," said Gardner. "I am dedicated to improving environmental conditions through thoughtful landscape design and base my work on ecological design principles."

"Working in the UT Gardens was an enjoyable way to learn basic gardening skills and helped to further cultivate my love of plants and the environment."



Leah
Gardner

Development

The UT Gardens wishes to extend thanks to its 2009 event sponsors. Their generosity enriches the programs available at the UT Gardens as well as the experience of its visitors.

Blooms Days

Media

Knoxville News Sentinel
WBIR-TV, Channel 10
WNOX News Talk 100.3 FM
WUOT 91.9 FM

Gold

UT Federal Credit Union

Silver

Cortese Tree Specialists
Emery's 5 & 10

Bronze

Buddy's Bar-b-q
First Tennessee
Joe and Pat Johnson
Meadow View Greenhouses and
Garden Center
Out of Eden Garden Center
Pope's Garden Center
Ritchie Tractor
Stanley's Greenhouse
Trust Company of Knoxville

Green

Ellenburg Landscaping
and Nursery
Kinsey Gardens Inc.
Mousecreek Nursery
National Interiorscape Network
Prestige Cleaners
Tennessee Nursery and
Landscape Association

Holiday Express

Media sponsors

Knoxville News Sentinel
WBIR-TV, Channel 10

Corporate Sponsors

UT Federal Credit Union
Kati and Jim Blalock
Clarence Brown Theatre
Ellenburg Landscaping
and Nursery
Knoxville Blue Print
Schmid & Rhodes Construction
Company

In-Kind Sponsors

All Occasions Party Rentals
Claiborne Hauling Contractors
Clarence Brown Theatre
Hines Fine Soils
Pumps of Tennessee

Become a Friend of the Gardens

Would you like to become a Friend of the Gardens or do you know someone who would?

Becoming a Friend of the Gardens is easy:

- Return the self-addressed envelope enclosed in this magazine with a check indicating your level of support,
- Find us at one of many annual events (plant sales, Blooms Days, Holiday Express, etc.), or
- Contribute online at <http://utgardens.tennessee.edu/membership.html>.

Already a Friend of the Gardens?

Renew your annual support if you haven't already done so.

Near the beginning of each year, we send a letter to all previous donors thanking them for their support, provide them with a window decal to identify them as a Friend of the Gardens, and encourage them to renew their support for the current year. If you were a Friend of the Gardens in 2009, you should have received this letter in February 2010.

Renewing your support at the beginning of the year allows us to better forecast our budget and develop plans for improving the Gardens. If you prefer to renew your support at a later date, feel free to do so online at <http://utgardens.tennessee.edu/membership.html> or by returning the self-addressed envelope provided in this magazine.

All contributions are used to support the UT Gardens and its many educational and programmatic activities. As a public garden with no admission fee, we are thankful, appreciative and dependent upon your support!

Friends of the Gardens

Gifts made in Memory of Joe Spengler:

Friends of the Gardens

New and Renewing Donors

Benefactor Friends (\$1,000+)

Dr. Mary & Chris Albrecht
Hank Bertelkamp
Betsey Bush
Clayton Family Foundation
Rogers & Marjorie Penfield
Sharon Miller Pryse

Patron Friends (\$500 - \$999)

Dr. & Mrs. Joe DiPietro
Dr. Sue & Ron Hamilton
Dr. & Mrs. Joe Johnson

Sponsoring Friends (\$250 - \$499)

Andrea Cartwright & Alan Solomon
Mr. & Mrs. H.E. Christenberry III
Melinda Ethier
RC & Connie Gonzalez
Natalie Haslam
Alan S. Heilman
John & Karen Kalec
Richard & Angelyn Koella
Sherri Parker Lee
Barbara Levin
Mary Mishu
Judy & Brent Moore
Townes Osborn
James Reca
Carol Stratton
Dr. Sidney & Linda Wallace

Contributing Friends (\$100 - \$249)

Edward S. Albers Jr.
Faye Beck
John Blankenship
Claudine & Helmut Boehme
Tom Boyd & Sandi Burdick
Bob & Betty Braden
Jimmy Brimer & James Newburn
John & Sandra Butler
Mary Ann Coleman
Dr. & Mrs. Kent Farris
Eli & Catherine Fly
Susan & Tom Galligan
Barbara Garrett
Mary Ann Gibson
Mary Belle & Alex Harkness
Lane Hays
Dr. James & Happy Hilty
C. Rae Hozer
Sandra Inman
Barbara Johnston
Knoxville Garden Club
Lisa Lemza
Mary Luper
Gary Lynn
Harold Myers
Lorna Norwood
Dick & Suzanne Ott
Guy Papenhausen
Joanna Partain
Sarah Penegar
Mary Ann & David Piper
Don & Nancy Preston
Pamela Reddoch
Ginny Rogers
Smoky Mountains Garden Club
Mrs. Richard Stowers

Dennis & Janet Superczynski
Martha S. Thomas
Mike & Darlene Thompson
Mr. & Mrs. George E. Wilson
Anne L. Wright

Family Friends (\$50 - \$99)

Sally & Ken Abbas
Mary Thom Adams
Michaelae & Darwin Anderson
Stuart & Mary Bartholomaus
Susan Becker & Dick Penner
Eleanor Bellomy
Kati & Jim Blalock
D. & Jim Brown
Marilyn Brumund
Conni & Townsend Collins
Alice Ann & George Condo
Joe & Posey Congleton
Crawford Family
Lynne Davis
Bill Dohm & Patty Cooper
Barbara & Richard Dyer
Lori Emery
Anna T. Ford
Joe & Erika Fuhr
Garden Study Club
David & Sharon Gerkin
Charles Griggs
Jane & Hugh Hardman
John & Linda Haynes
Linda & Dennis Hopkins
Ron & Nancy Hultgren
Laurel J. Humphreys
Mary Donnet Johnson
WC & Glenna Julian
Ellie Kassem
Brenda Kelly
Donald & Carolyn Lawhorn
Dorothy Marshall
Mary Grainger Blount Garden Club
Mitchell & Laura McFee Adams
Jessica McGee
Ellen & Grant Morar
Tom & Ellen Morgan
Mr. & Mrs. John G. Morse
Joanne & Jay Mounger
Susan M. Owen
Melissa Gill & Jere Ownby
Marnie Page
Hella Peterson
Linda Phillips
George & Margie Pickens
Carl Pierce
Janice & Rick Rawe
Tom Rechenbach
David Roberts
Sara & Jack Rose
Holland & Jamie Rowe
Mr. & Mrs. Robert F. Samples
Robert & Julia Schriver Jr.
Carole and Andrew Hartung
Schuster
Bill & Jo Terry
John Z. C. Thomas
Bob & Joyce Underwood
Jerry & Janice Vaughan
Stuart Worden

Jim & Linda Yates

Individual Friends (\$35 - \$49)

Margo Akerman
Kathleen Ambrose
Tracey Anderson
Sue Arnhart
Mary Hugh Bedinger
Craig Behling
Kristin Bianconi
Deedee Blane
Jean Bonnyman
Wilma Buczek
Vance & Martha Burkey
Martha Burnette
Linda Buxbaum
Joan Carrol
M. Lynn Carroll
Karen Chesney
Betty Christian
Jennifer Coppock
Bettie J. Corey
Clara Cornell
Juanita Cowles
Sterling & Virginia Craig
Cathy Creswell
Susan Creswell
Nissa Dahlin-Brown
Chesley Dale
Cae Radloff Daly
Faye Daniel
Jo Davis
Pat Dent
Linda A. Denton
Dixie Highway Garden Club
Mary Frances Drake
Whitney Dunford
Elizabeth Elliott
Joan Falsone
Joy Fels
Marsha Flanigan
Maria Gall
Ellie Gardner
Sally Guthrie
Rosalind Hackett
Edith Halbert
Diane Hamilton
Joanne Hanley-Wilson
Nancy D. Hansard
Kathleen G. Harrison
Suzanne Harrison
Barbara Hillard
Cathy Horne
Julia Huster
Kathy T. Jackson
Bennie M. Jean
Al Johnson
Elin Johnson
Lucie Jones
Erin Keegan
Sandy Kehne
William J. Kelch
Anne Killefer
Brenda Kimmel
Tharon Kirk
Alisa Klaus
Karen Krieg
Teresa Leese

Jane Lester
Dale Liles
Janet Lundy
Carol Lyon
Diana McConnell
Kim McMillan
Steven & Pamela McNish
Jeanne Miller
Flo Moore
Geraldine Mulligan
Bobby Murphy
Bonnie Newman
Shelley Newman
Kay Newton
Jessemae Noritake
Bonnie D. Ogden
Denise Overstreet
Darby Parker
Cynthia Payne
Ann Peck
Madelon Perreault
Jenny Pfeffer
Lucie C. Polk
Jennie Ritchie
Ginger Ross
Wayne Russell
Barbara Sanders
Rita Sass
Lucy Scanlon
Lynda Schilling
Irene Schins
Millie Senatore
Sequoyah Garden Club
Jo Ann Sexton
Louise Sexton
Pamela Snider
Donna Stinnett
Cheryl Sullivan
Arnold & Sheila Tew
Margaret Thompson
Peggy Tippens
Rita Trusley
Pam Turner
Richard O. Twining
Charlene Van Haften
Lois Van Wie
Mary Sue Walker
Jane Walsh
James Whitehead
Carole H. Willard
Wilhelmina Williams
Sue A. Williams
Elizabeth Wong
Alice Xiques

Donations recorded for this newsletter were received from October 1, 2009 to March 14, 2010. Please let us know of any corrections or additions by calling 865-974-8265 or e-mailing utgardens@utk.edu.

You may join Friends of the Gardens or contribute online at utgardens.tennessee.edu/membership.html.

Thank You For Your Support

The University of Tennessee Gardens
UT Institute of Agriculture
252 Ellington Plant Sciences Building
2431 Joe Johnson Drive
Knoxville, TN 37996

Non-Profit Org.
US Postage

PAID

Permit No. 481
Knoxville, TN

The University of Tennessee is an EEO/AA/Title VI/Title IX/Section 504/ADA/ADEA institution in the provision of its education and employment programs and services. All qualified applicants will receive equal consideration for employment without regard to race, color, national origin, religion, sex, pregnancy, marital status, sexual orientation, gender identity, age, physical or mental disability, or covered veteran status.



Sign up to Receive Our Monthly E-Newsletter

As we work to make the UT Gardens greener and more environmentally friendly, we want to reduce the amount of printing and mailings that we do. In addition to this biannual magazine, we send a monthly e-newsletter to help us better stay in touch with our donors and to keep you informed in a more timely manner about the horticultural aspects of the gardens, educational programs and special events. We encourage you to share our e-newsletter with others who may have interest. If you are not receiving the e-newsletter and would like to, sign up at <http://utgardens.tennessee.edu>.

utgardens.tennessee.edu