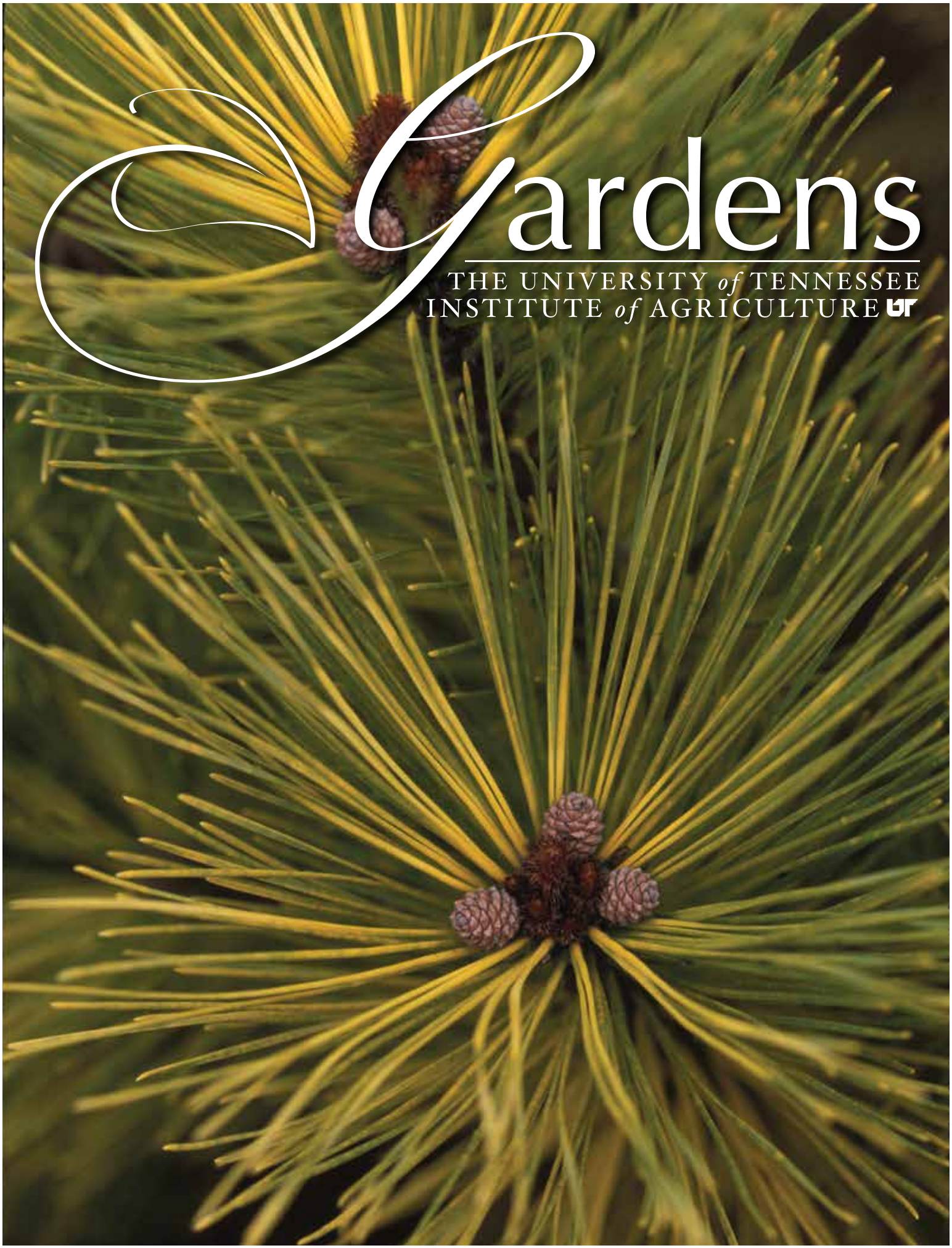

FALL | WINTER 2012-13

Gardens
THE UNIVERSITY of TENNESSEE INSTITUTE of AGRICULTURE

The University of Tennessee Gardens located in Knoxville and Jackson are part of the UT Institute of Agriculture. Inspiring 100,000 families, children, youth, green industry professionals and students about plants to enrich their lives with beauty, better health and a closer connection to nature.

UT GARDENS STAFF

DIRECTOR
Dr. Sue Hamilton

ASSISTANT DIRECTOR
James Newburn

JACKSON RESEARCH HORTICULTURIST
Jason Reeves

JACKSON GREENHOUSE ASSISTANT
Judy Duck

TRIAL AND VOLUNTEER COORDINATOR
Beth Willis

GARDEN EDUCATOR
Derrick Stowell

HORTICULTURIST
Ben Cordes

HORTICULTURIST
Bobby Cook

KNOXVILLE KITCHEN GARDEN MANAGER
Holly Jones

UT EXTENSION WESTERN REGION ORNAMENTAL HORTICULTURE SPECIALIST
Carol Reese

PLANT SCIENCES FACULTY INSTRUCTOR
Andy Pulte

UT GARDENS STUDENT INTERNS

Ben Ford-HGTV
Julie Jones-Knoxville Garden Club
Shianne Kaina-Gardens
Eric Stohl-Beall Family Rose Garden
Alex Thayer-Beall Family Rose Garden
Laura Wigger-Steve and Ann Bailey public horticulture

http://utgardens.tennessee.edu
http://west.tennessee.edu/ornamentals

R12-0122-000-008-13 2.5M 13-0062

CONTENTS

FALL | WINTER 2012-13







STORIES

3 FROM THE DIRECTOR

4 TENNESSEE GARDENING INSPIRATIONS

6 OSMANTHUS

8 IN THE GARDENS

10 BOOK REVIEW: BULLETPROOF FLOWERS FOR THE SOUTH

11 EVENT & EDUCATION CALENDAR

15 PROTECTING TENDER GARDEN PLANTS

16 NEW TWISTS ON THE TRADITIONAL CHRISTMAS FLOWER

18 FRIENDS' GIFT TO SEED NEW FRIENDSHIP PAVILION

19 FRIENDS OF THE GARDENS



ON THE COVER

Pinus densiflora - Golden Japanese red pine. [Golden Japanese red pine_0823], The Botanical Photography of Alan S. Heilman, © Alan S. Heilman, © The University of Tennessee Libraries, 2011.

FROM THE DIRECTOR

What a challenging summer it was for gardening! The extreme heat was tough on plants and gardeners. I'm glad we are now into the fall season where cooler temperatures help revive our plants and our gardening enthusiasm.

Despite the excessive heat and drought periods we had, I'm pleased that more than 100 children participated in our summer camps and programs. Our Books and Blooms children's story time program continues to thrive, with over 500 children and their families participating this year. It makes me happy to see us cultivating so many children in our Gardens — the next generation of gardeners and environmental stewards! The UT Gardens in Jackson had a sold-out hydrangea symposium in June with 165 in attendance, and an amazing 2,300 people attended Summer Celebration in July.

For this fall and winter in Knoxville, we have planned a variety of fun and educational programs to expand your horticultural knowledge and keep you engaged with the UT Gardens. Be sure to bring your children or grandchildren to our seasonal events. It's a fun way to enjoy the Gardens with your family and to cultivate a child's interest in the natural world. And if you are looking for some gardening education just for you, you'll find workshops ranging from plant propagation to building your own mini-greenhouse.

Several new additions to the Knoxville Gardens have happened over this past spring and summer. My favorite is our new labyrinth. With the leadership of Master Gardener Stuart Bartholomaus and the help of our Gardens volunteers and student interns, the ground cover and turf demonstration was replaced with a stunning labyrinth that is not only beautiful but functional. Interpretive signage at the site explains how to use this fascinating landscape feature.

In Jackson, the Gardens have added some new unusual plants like *Cyrilla racemiflora, Distylium myricoides* Blue Cascade and *Magnolia virginiana* 'Mattie Mae Smith.' We now have six different *Edgeworthia* (paper bush) in collection, including



Exciting things are happening this fall and winter in the Gardens.

Edgeworthia chrysantha, E. papyrifera, and *chrysantha* cultivars 'Nanjing Gold,' 'Snow Cream,' 'Winter Gold' and 'Akebono.'

A big trend in gardening right now is the use of meadow grasses. We've added several new mass plantings throughout the Knoxville Gardens that showcase 10 different species that are adapted to our region. Meadow grasses can be beautiful in the landscape with their interesting forms, foliage colors and decorative seed heads. They also provide a great habitat for wildlife and reduce mowing area.

I'm pleased to report that we now have a new visitor map and interpretive signage in the Knoxville Gardens to help visitors navigate to the different areas and understand our plantings. I appreciate the Knoxville Garden Study Club providing partial funding for this project.

The next time you visit the Knoxville Gardens you'll see that the UT Solar Decathlon House is back for a visit — actually an extended stay. We anticipate having the home open for tours, education and the Gardens' use for at least the next year. I know we will make good use of this unique facility, and I'm happy to have it at the Gardens.

Finally, membership and financial support for the Gardens continue to grow. We are 800 members strong and have 2,500 subscribers to our monthly e-newsletter. Our partnership with HGTV, which supports a student intern, has expanded to now include support for our Gardens educator and a public horticulture graduate student starting in the spring. It takes a lot of people and financial support to keep a public garden operating. I cannot tell you how much I appreciate all of our donors, sponsors, friends and volunteers. We could not begin to do what we do without your support.

I'll see you in the Gardens!

Sue

Dr. Sue Hamilton
Director, UT Gardens

TRAVEL



Tennessee Gardening Inspirations

By Dr. Sue Hamilton, UT Gardens director

In each issue of the Gardens magazine, we want to share favorite horticultural hot spots that you owe it to yourself to check out. Following are four hot spots worthy of a road trip this gardening season.



MORRIS NURSERY & LANDSCAPES
2108 HOLLYWOOD DRIVE
JACKSON, TN 38305
PHONE: 731-664-4455

Whenever I'm in the West Tennessee area, I go out of my way to visit Morris Nursery & Landscapes. They've been around for 30 years and have a wealth of professional horticultural knowledge. Over the years I have purchased some unusual and hard-to-find plants from Morris, like the Parney Cotoneaster, *Cotoneaster lacteus*. It is the largest growing *Cotoneaster* I've ever seen, growing up to 10 feet tall and wide and covering itself with bright red berries that are showy in the winter landscape. With over 3 acres of nursery plants, they have an incredible array from which to choose. They also provide a wide range of services including landscape design and construction, lawn and grounds maintenance, irrigation installation, nightscaping, masonry work, patio construction, and water feature installation. I've also purchased several unique Christmas lights and ornaments from Morris; they always have a great selection of seasonal garden accessories.



ELLENBURG LANDSCAPING & NURSERY
722 VANOSDALE ROAD
KNOXVILLE, TN 37909
PHONE: 865-769-5677

If you are around the Knoxville area, you need to pay a visit to Ellenburg. They always have a great assortment of every plant type under the sun: unusual vines and ground covers and a fantastic selection of choice trees, shrubs, perennials, herbs and annuals. I was looking for a new selection of a petunia this past summer and was excited, but not surprised, when I found it at Ellenburg! You'll also find a good assortment of garden statuary, decorative pots, garden fairy houses and other garden accent pieces. In business for 23 years, Ellenburg is also a full-service landscape design and installation nursery, so they can help you with garden design ideas. Owner Angela Ellenburg gave a lesser-known pine, *Pinus flexilis* 'Vanderwolf's Pyramid,' to the UT Gardens in Knoxville a few years ago, and it is now a standout selection in our collection. Its beautiful blue-colored needles and pyramidal form are really striking and one anyone would want in the garden. Looking for new, cutting edge plants and horticultural expertise? Visit Ellenburg!



JOHNSON NURSERY &
GARDEN CENTER
1717 EAST SPRING STREET
COOKEVILLE, TN 38506
PHONE: 931-528-8000

A family of nurserymen since 1915, the Johnson family has been growing plants in Putnam County, Tenn., for more than 95 years. The operation of the nursery and garden center is now run by the fifth generation, Charlie and David Johnson. Roses are what first drew my attention to this wonderful garden center. They know roses inside and out, growing and selling between 3,000 and 4,000 roses each spring. But in addition to roses, you'll find an amazing selection of the latest and best annuals, perennials, trees and shrubs on the market. I was successful at finding a 'Royalty' dwarf crapemyrtle there that I had searched for all over! 'Royalty' is one of the truest colors of purple of all crapemyrtles and one of the tallest growing dwarfs. It will top out at around 6 feet and has a more erect growing habit. I've planted three of them in the UT Gardens, Knoxville, and they have been beautiful this past summer. In their indoor shop, you'll also find the best silk flowers and botanically related gifts I've seen anywhere. Voted as one of the top 100 garden centers in the United States for the past six years, you need to check them out.



Osmanthus closeup: Photo by Dale Skaggs. Sweet olive flowers are inconspicuous but rich and far-reaching with fragrance.

Osman

By Carol Reese, UT Extension Western Region horticulture specialist



Orange-flowering *Osmanthus*: Orange-flowered forms of *Osmanthus* are showier without sacrificing fragrance.



thus

It was a gorgeous fall day and I stood talking to Dale Skaggs, horticulture director of Dixon Gardens and Gallery in Memphis. We were in the beautiful woodland garden at the Dixon. Sporadically someone would come down the sidewalk, heading for a program at the pavilion. It was amusing us to see some of them halt as they neared the building, throw their heads up and sniff the air.

Sometimes we were mid-sentence and let them hunt for the source of the intoxicating fragrance for a bit. Sooner or later, we would call out "sweet olive," and point to the large, dark green shrubs that grew against the building. Perhaps they would have found the flowers eventually by scent, but not easily by sight, since they are diminutive and a bland white — produced in small clusters tucked down into the leaf axils.

Gardeners of another era, and especially further south perhaps, would not have been strangers to the shrub. While sweet olive, (or tea olive) is a member of the olive family, it is more specifically an osmanthus, and is more often called by this name in today's gardening circles. Even more specifically, sweet olive refers to *Osmanthus fragrans,* which is the least cold hardy of the commercially important osmanthus, and was mostly considered reliable only in zone 8 or in protected areas of 7B. Unfortunately, many people still have this perception of osmanthus, restricting its use. The good news is that there are quite a few hardier forms — some that can be trusted to perform as far as zone 6, especially if judiciously sited.



I have certainly seen nice specimens of another species, *Osmanthus heterophyllus,* in several zone 6 gardens and most often a variegated form called 'Goshiki.' The leaves are splashed and flecked with cream, emerging with soft tones of pink. While the straight species may obtain heights of 10 to 15 feet, or even more with time, 'Goshiki' is more compact and will be about half that. 'Variegata' has a much bolder variegation, with bright white margins and a strongly upright growth habit. Still, it is said to be smaller than the species and slower growing.

Osmanthus x *fortunei* is a hybrid between *O. heterophyllus* and *O. fragrans,* and its habit and hardiness fall somewhere between the two. It is a more vigorous plant than *heterophyllus,* and can be expected to reach 15 to 20 feet in height, with a spread about half that. 'San Jose' and 'Fruitlandii' are two notable selections. Flowering occurs mostly during October and November.

While these hardier forms may be considered a better risk in the upper South, certain cultivars of the more tender *Osmanthus fragrans* have been shown to be more cold tolerant than the species, and are worth a try. In fact, Dr. Michael Dirr states in his Manual of Woody Landscape Plants that "Flowers appear over such a great time frame and are so fragrant that to not try the plant is to cheat one's garden." He reports that they begin flowering as early as September, flower sporadically during warm spells in winter, and continue into spring — up and into the month of April. 'Nanjing's Beauty' is said to be continuously in flower for nine months.

My first osmanthus acquisition was *O. fragrans* var. *aurantiacus.* I saw it at the Raulston Arboretum early in my career, a trip where I met Dr. J.C. Raulston for the first and only time. I remember he shared cuttings with Matt Dawson, who was then a student, and is now the owner/proprietor of Samara Farms in Nashville. Matt succeeded with rooting the cuttings, and years later shared one of the progeny with me, making this plant even more special, since it carries such a poignant memory.

There are actually a number of orange-flowered and yellow-flowered forms available in the trade. They offer more visual interest than the white-flowered forms, along with luscious fragrance.

All species of osmanthus require well drained soils and are fairly drought tolerant once well established. They grow well in sun or partial shade, but be sure to site 'Goshiki' in shade, or it looks bleached and unhappy. They are rarely bothered by pests, but monitor them for scale, which is easily treated with horticultural oil.

OK, it isn't a plant that wows you with its beauty, with the possible exceptions of some of the golden or variegated forms. In fact, it might be considered a relatively drab evergreen plant, resembling a holly, but with opposite leaves rather than alternate. You might drive past one each day and never notice it, but it is extremely doubtful you could walk by one on a fall day without stopping.

In the Gardens

By James Newburn, UT Gardens assistant director





1 Blooms Days in Knoxville and Summer Celebration in Jackson are our biggest events of the season. There are always lots of great topics of interest for gardeners and shopping galore. Here visitors tour the Jackson Gardens during Summer Celebration.

2 There were several new additions and renovations to the Gardens going on throughout the summer. One was the building of a labyrinth in Knoxville. Master Gardener and Gardens volunteer Stuart Bartholomaus led students and volunteers in installation. Pictured is Stuart with Gardens interns Laura Wigger and Eric Stohl.

3 Our new garden educator Derrick Stowell held camps over the summer that were very popular. Exposing children and youth to the outdoors, educating them on environmental stewardship, and instilling a love of plants are the goals of our children's educational programming. Here a young participant in the Garden Explorer camp discovers how carrots grow.

4 Holly Jones took over as the Kitchen Garden manager, growing produce and flowers for the UT Farmers Market. Holly also demonstrates square foot gardening and organic production techniques, while serving as a garden ambassador and educator. Here she is showing campers the wonderful cucumbers she grew in the Kitchen Garden.

5 Books and Blooms remains our most popular outreach program. A free, weekly program requiring no registration, Books and Blooms is a great way for children to gain exposure to the wonders of nature. Derrick Stowell, garden educator, is seen leading a song before story time.

6 Our staff and student interns attend conferences and other continuing education events to keep abreast of the latest trends in gardening. Here the Knoxville crew visits the Nashville Lawn and Garden Show.

7 Whether through Lunch and Learn, symposia, or workshops, there are always opportunities for adults to learn, have fun and meet others who have a passion for gardening and the UT Gardens. The UT Gardens, Jackson, hosted a Hydrangea Symposium this spring that included lectures, tours and a plant sale. Here Dr. Mark Windham discusses diseases of hydrangeas.






1


2


UNIVERSITY OF TENNESSEE
6


7


3


4


5

BOOK REVIEW



By Joan Worley, Blount County Master Gardener

When it comes to a four-season climate with a modicum of winter snow, blue mountains on the horizon, strangers who smile and say hello, and more than a few remnants of the way things used to be, East Tennessee is hard to beat. It's no secret. Many of us moved here from somewhere else, and we keep coming. Once here, gardeners from cooler climates have to get used to the red clay, heat and humidity that makes outdoor life so "interesting."

Garden books reviewed and extolled in national media are lavishly illustrated, well written and useless. Magazine articles, too. Not always, but too often they are by people who wear sweaters year-round, from places where the cornbread tastes like cake.

Jim Wilson's "Bulletproof Flowers for the South" (Dallas: Taylor Publishing Company, 1999) is my go-to book for ideas and how-to's that work right here in River City, and it's a good one to recommend to newcomers. Despite its publication date, it is remarkably current and readily available in local libraries and for purchase online. Wilson (1925-2010) is remembered fondly by "Victory Garden"-ers as the longtime Southern host of the television show. On screen, he was an altogether likeable fellow: knowledgeable, forthright, cheerful, and always happy to be talking gardens and gardening. Off screen, Jim was a prolific garden writer, and among many other accomplishments, he ran the All-American Selections program in the 70s.

Other books by Jim Wilson (aka James W. and James Wesley Wilson, depending on the catalog or bookseller) include "Homegrown Vegetables, Fruits & Herbs: A Bountiful Healthful Garden for Lean Times" (2009); "The Carolinas: Gardener's Guide" (2005), with Toby Best; "Container Gardening" (2000); "Landscaping With Native Trees" (1995) with Guy Sternberg; "Landscaping with Herbs" (1994); "Landscaping With Wildflowers" (1992); and "Masters of the Victory Garden" (1990). He wrote 14 in all.

The heart of "Bulletproof Flowers," the actual middle of the book, is 75 pages of "Favorite Flowers for Southern Summers," arranged A-Z by common name, with first, information in brief (heat and hardiness zones, mature height, light requirements), commentary on each of the 100 flowers selected for the book, and at least one excellent color photograph per plant, most by the author. "Flowers" is used in a broad sense, not necessarily for blossoms to put in a vase; the flower may be an herb or a fern, annual or perennial, woody shrub or tender vine. Be prepared for surprising omissions in the list — the fore matter explains Jim's criteria for "a treasure trove of flowers … that will bloom through most or all of the summer months, either in ground beds or containers, or both."

Although the A to Z list will be well-thumbed, what comes before and after is equally valuable: the six-page introduction is a must read, as it sets out some basic definitions — i.e., which eight states and parts of six others constitute Jim's South. Whoa! How can any one book cover such a large and diverse geographical area? Here's how: I'm guessing, but I did not find extremes at either end of the scale; plants that can't take prolonged cold (Oleander, Fatsia) and those that require or prefer it (Hostas, Helleborus) were zoned out. Plants that thrive in several zones (6-11) were selected. Bulletproof, indeed. Also, Jim's notes on hardiness and heat zones are a help: "... annual in zone 8 and further north," and "Perennial in all southern zones, but needs a pinestraw mulch in zone 6." If there are heat or hardiness variations among cultivars, he is even more specific.

The first three chapters, before the A to Z, are full of information I didn't know I needed until I read it. (I only thought I knew how to water.) The author offers a lifetime of gardening wisdom and experience in an easy, conversational style. His occasional historical asides on earlier gardening practices have a charm all their own, and the information is solid. Reading the chapter, "What Gardeners Can Do to Minimize the Impact of Heat and Humidity," I found myself "ohing" a lot, as in "Oh! I didn't know that," and "Oh, what a good idea!"

The final chapter, "Flowers and Foliage Plants Recommended by Southern Experts," has lists from some 20 retail nurseries, botanical gardens, individuals, and university test gardens throughout the South, among them one from Dr. Susan Hamilton, reporting from the University of Tennessee test gardens. She said that summer that year was hot.







2012
2013

event & education calendar





Gardens
THE UNIVERSITY of TENNESSEE
INSTITUTE of AGRICULTURE





2012-13 EVENTS AND EDUCATIO

ABOUT OUR PROGRAMS

The Gardens hosts several series of programs for varying age ranges and interests.

GARDEN SPROUTS

Get the youngest members of your family excited about gardening. These activities are for children ages 3 to 5 and one adult.

GARDEN BUDS

Designed for the older children in your family. These activities are for children ages 6 to 9 and one adult.

GRANDKIDS GROWING

Designed for grandparents and grandchildren to explore the Gardens together.

ADULT WORKSHOPS

Learn about gardening basics and other fun topics, such as how to capture your garden in photos.

MEMBERSHIP

Members of the Friends of the UT Gardens receive discounts on programming. If you attend a program and want to join as a member the day of the program, you can receive a $5 discount on your membership.
For more information, call 865-974-7151 or email utgardens@utk.edu.

UT GARDENS, KNOXVILLE

NOVEMBER

Garden Sprouts: Fall Fun
Friday, Nov. 9, 10-11:30 a.m.
Fall is a fun time of year. Raking up leaves, and of course jumping in the huge pile of leaves. This class will teach you about the season of fall and how your garden is preparing for the winter.
Cost: $8/member, $12/nonmember

Garden Buds: Gourd Band
Saturday, Nov. 17, 10 a.m.-noon
We will make some fun instruments out of gourds. Learn what gourds you can grow at home to make fun instruments and other garden decorations. Make your own gourd instrument to take home. Play a few songs as the first members of the UT Gardens Gourd Band.
Cost: $10/member, $14/nonmember

Adult Workshop: Build Your own Microclimate
Saturday, Nov. 17, 1-3 p.m.
This session will teach you how to create your own microclimate and how to utilize it for your garden. Cold frames are one way to help get things growing earlier in the year and are a great way to start cool-season vegetables. This session will provide you with some basic construction ideas and give you pointers to get the most out of your cold frame.
Cost: $10/member, $14/nonmember

DECEMBER

Grandkids Growing: Trash into Treasure
Saturday, Dec. 1, 10 a.m.-noon
Spend some time with your grandchild at the UT Gardens. You and your grandchild will learn how to make recycled cards and envelopes just in time to mail out for this year's holiday season.
Cost: $10/member, $14/nonmember

Adult Workshop: Wreath Making
Saturday, Dec. 1, 1-3 p.m.
This class will teach you how to make a holiday wreath. You will get the chance to create your own wreath out of evergreen and other natural materials. This class is designed for beginners and will lead you step-by-step through how to make a beautiful wreath. All materials to make a wreath will be provided.
Cost: $25/member, $30/nonmember

Garden Sprouts: Gingerbread Cookies
Friday, Dec. 14, 10-11:30 a.m.
Gingerbread boy or girl cookies are a favorite holiday treat. Bring your preschooler and learn how ginger root is used to create this tasty treat. Get to decorate a yummy cookie to eat. You will also get to decorate a gingerbread ornament to take home and hang up.
Cost: $8/member, $12/nonmember

Garden Buds: Homemade Ornaments
Saturday, Dec. 15, 1-3 p.m.
This class will teach you and your child how to take some of the natural materials you find in your yard and turn them into inexpensive, yet elegant ornaments and decorations. Make some popcorn and cranberry garland, pinecone ornaments and more.
Cost: $10/member, $14/nonmember

JANUARY

Grandkids Growing: Winter Wonderland
Saturday, Jan. 12, 10 a.m.-noon
You and your grandchild will get to enjoy the UT Gardens in the midst of winter. What may seem a dreary and cold time of year is actually an exciting and beautiful time to enjoy nature. Learn why some plants lose their leaves and see how birds and animals survive in the winter.
Cost: $10/member, $14/nonmember

Garden Buds: Forever Green Evergreen
Saturday, Jan. 12, 1-3 p.m.
Evergreen trees and conifers are excellent to plant in any gardens. Come and learn why some plants keep their leaves and see how they have adapted to survive year-round with their leaves or needles. Children will also get to make a fun craft to take home.
Cost: $10/member, $14/nonmember

Garden Sprouts: You Oat to Attend This Class
Friday, Jan. 25, 10-11:30 a.m.
There is a month for just about everything. January is National Oatmeal Month. See how this little grain has many uses and is a healthy addition to anyone's diet. Make a tasty oat treat to eat. Create an oatmeal gift to take home for mom to enjoy.
Cost: $8/member, $12/nonmember

Adult Workshop: Build Your Own Greenhouse (miniature)
Saturday, Jan. 26, 1-3 p.m.
This is not a commercial greenhouse class. Learn the history of terrariums and how they can be used to decorate your home. All materials will be provided to make your own terrarium to take home, and learn about a few other basic designs that you can create on your own.
Cost: $25/member, $30/nonmember

N CALENDAR

FEBRUARY

Grandkids Growing: Bird Brain
Saturday, Feb. 9, 10 a.m.-noon
Did you know that February is Wild Bird Feeding Month? This class will teach you about birds and how bird feeders can help them during the winter months. You will get the chance to make a bird feeder to take home.
Cost: $10/member, $14/nonmember

Adult Workshop: What's new in 2013?
Saturday, Feb. 9, 1-3 p.m.
Looking for some cutting-edge plants? Want to have the best garden around? This workshop will discuss some of the new plants on the market in 2013 and will show you where to look to find these new and exciting plants.
Cost: $10/member, $14/nonmember

Garden Sprouts: Cherry-O
Friday, Feb. 15, 10-11:30 a.m.
No, we are not referring to the British saying in a famous movie. February is National Cherry Month, and we are celebrating here in the Gardens. This class will give you lots of great ideas of how to use cherries. We will also play a fun cherry game and make a craft.
Cost: $8/member, $12/nonmember

Garden Buds: Cool Veggies
Saturday, Feb. 23, 10 a.m.-noon
Some vegetables just hate the heat. Now is a great time to start planning and planting some seeds inside for your cool veggie crops. Broccoli, cabbage and lettuce are some healthy and tasty veggies that love cool weather. You will get to plant a few seeds to take home and grow. Also, learn some ways to start plants earlier using cold frames and other growing techniques.
Cost: $10/member, $14/nonmember

MARCH

Garden Buds: Don't Eat These Peeps!
Saturday, March 9, 10 a.m.-noon
These peeps are not your everyday, sugary-coated marshmallow treats. Even though they make peeps for just about every season, you have probably never before seen these peeps in stores. Learn why they call these frogs Spring Peepers, and make a fun hoppy craft to take home.
Cost: $10/member, $14/nonmember

Adult Workshop: Plant Propagation
Saturday, March 9, 1-3 p.m.
You love that one bush growing in your yard, but you don't want to buy another one? Well this class will teach you basics of plant propagation and how to use some simple techniques to reproduce plants in your yard.
Cost: $10/member, $14/nonmember

Garden Sprouts: Ready, Set, Plant
Friday, March 15, 10-11:30 a.m.
Spring is in the air, temperatures are warming. Now is a great time to start a few vegetables for your home garden. This class will teach your child how a seed grows into a plant. You will get a few pointers on when to start seeds and when to put them outside in your garden. You will get to plant a few seeds to take home and grow.
Cost: $8/member, $12/nonmember

Eggstravaganza
Saturday, March 23, 10 a.m.-2 p.m.
Hop on over to the Gardens and get your picture taken with the Easter Bunny, make a fun Spring craft, and go hunting for some eggs. This year we will have some fun prizes and more hunting times. Preregistration for a specific hunting time is required. Hunts will begin at 10:30, 11:30, 12:30 and 1:30.
Cost: $5 per child (12 and under)

APRIL

Spring Plant Sale
Saturday, April 6, 9 a.m.-2 p.m.
Get down to the Gardens and pick out a few cutting-edge plants for your yard. Members of the UT Gardens receive a 10 percent discount on purchases, so sign up for your membership before you go shopping.

Grandkids Growing: Spring into the Gardens
Saturday, April 6, 2:30-4:30 p.m.
Don't jump, spring into the Gardens. This class will teach your grandchild all about spring and why this is such an exciting time of the year. Take a walk through the Gardens, and make a fun craft to take home and enjoy.
Cost: $10/member, $14/nonmember

Garden Sprouts: April Showers Bring May Flowers
Friday, April 19, 10-11:30 a.m.
You have heard that saying since you were a child. Bring your child to the UT Gardens and learn why this saying is so true. See what is blooming in the Gardens and make a flower craft to display at home until more of your favorite flowers start blooming.
Cost: $8/member, $12/nonmember

Garden Buds: Gardening is for the Birds
Saturday, April 20, 10 a.m.-noon
Yes birds love gardens too, but not for the beauty and thrill of growing their own flowers and vegetables. Birds and other animals depend on flowers, plants and bugs for survival. This class will teach you why having a home garden can be so helpful for native birds. Learn a few bird calls that you can hear in your garden. You will also get to learn where to find some great birding resources for your family.
Cost: $10/member, $14/nonmember

Adult Workshop: Bug Off
Saturday, April 20, 1-3 p.m.
Got bugs? Don't get out that pesticide just yet. This class will teach you some tricks to help control your garden pests. See why pesticides may make pests even worse. Participants will get a few ladybugs to take home and release in their home gardens.
Cost: $10/member, $14/nonmember

BLOOMS DAYS

Blooms Days – Save the Date

May 11 & 12, 2013
Celebrate Mother's Day at the UT Gardens. Enjoy education sessions, a garden marketplace, and live music.

HOLIDAY EXPRESS

Holiday Express has moved from the UT Gardens, but it can now be seen at Dollywood during the holiday season. You can visit Holiday Express in the Eagle Theater next to the American Eagle Sanctuary during Dollywood's Christmas in the Smokies, starting Nov. 10 and running through Dec. 31. This new venue will be a perfect outlet for garden railroading enthusiasts.

EVENTS AND EDUCATION

GARDEN SESSIONS AT THE UT GARDENS, KNOXVILLE

Garden Trips — Is your child's school looking to plan its field trips for the year? The UT Gardens offers Garden Trips for your child's school. Garden Trips are designed to enhance the school curriculum by reinforcing each teacher's educational objectives. Garden Trips can offer a variety of topics including plants, seasons, environmental issues, animals and much more. Using the natural environment, Garden Trips provides opportunities to incorporate science, math, language arts and other educational subjects in one trip.
Cost: $5 per student

Home Grown — The UT Gardens provides an excellent opportunity to enhance your home-school program with hands-on fun and educational sessions. Sessions are designed with Common Core Standards in mind. Because many home-school families have children of all ages, these sessions are designed to meet the educational needs of children grades K-5. If you are part of a co-op and cannot attend scheduled days, contact us and we can set a special time just for your group. Each session will have a garden theme and will include activities that touch on science, math and reading. Preregistration is required.
Cost $5 per student

Sessions:

- **Gobble Gobble** – Thursday, Nov. 15, 1-4 p.m.
  Turkey day is quickly approaching. Learn why Thanksgiving is a yearly tradition and play a few gobble games.
- **Hot Chocolate** – Thursday, Dec. 13, 1-4 p.m.
  Learn how tasty treats like cocoa are made. Celebrate National Cocoa Day a day late, but have fun making this tasty treat.
- **Popping for Popcorn** – Thursday, Jan. 17, 1-4 p.m.
  Learn all about popcorn and why it makes that big pop. Celebrate National Popcorn Day and enjoy this tasty treat.
- **Freezing Friday** – Thursday, Feb. 14, 1-4 p.m.
  Why is it so cold in winter? This session will answer that question, and much more, about the coldest time of the year.
- **Jack and the Bean Stalk** – Thursday, March 14, 1-4 p.m.
  Learn how a seed can turn into a giant plant. See how beans grow and plant a few seeds to take home.
- **The Good, Bad and Buggy** – Thursday, April 18, 1-4 p.m.
  Bugs are everywhere. This session will teach you about some of the good bugs that we want in our garden, and how to keep out some of the bad bugs.

BAZILLION BLOOMS

The moist, cool climate of fall and winter is best for planting trees. This is the time of year the Dogwood Arts Festival offers disease-resistant dogwoods for sale as part of Bazillion Blooms, its community-wide dogwood tree-planting program. The goal of the program is to restore dogwoods to their former vitality in Knox and surrounding counties. Over the years, many dogwoods have died due to disease, insects and neglect. More than 4,000 trees have been planted in the Knoxville area as part of the Bazillion Blooms program.

You can order 'Appalachian Snow' (white) and 'Cherokee Brave' (pink) dogwoods by visiting http://www.dogwoodarts.com/bazillion-blooms or by calling 865-637-4561. You can also buy Bazillion Blooms trees at participating nurseries: Ellenburg Landscaping & Nursery, Mayo, Stanley's and Thress Nursery Garden. UT Institute of Agriculture and the UT Gardens are sponsors of Bazillion Blooms along with Wells Fargo, Green Mountain Coffee and the Knoxville Garden Club.

PROTECTING
Tender Garden Plants

By Hugh Conlon, UT Extension area specialist (retired)

Is there frost on your pumpkins? Cooler temperatures, shorter days and beautiful fall foliage are clear signs that it is time to take action and protect your tender plants before the winter season arrives. In October, many Tennessee gardeners turn their attention to protecting leafy and flowering tropicals such as cannas (*Canna*), gladiolas (*Gladiolus*), bananas (*Musa* and *Ensete*), elephant ears (*Colocasia* and *Alocasia*), caladiums (*Caladium*), and angel's trumpets (*Brugmansia*).

FAVORITE ANNUALS, such as heirloom geraniums, colorful coleus and exotic begonias need to be brought inside. These and many others may be easily rooted as vegetative cuttings in coarse sand or perlite. The cuttings are covered with a clear plastic bag. It should be opened (vented) every few days to reduce built-up humidity (water droplets) inside the bag. Recheck the progress of rooting and reseal the bag. The plastic may be removed once cuttings have rooted, usually within three to four weeks. Rooted plants may be potted in fresh potting mix and set in a sunny east or south window in your home, greenhouse or solarium over the winter. Additional cuttings may be rooted from these plants as winter draws to a close.

BULBS, ROOTS AND STEMS, such as cannas (rhizome), dahlias (tuber), gladiolas (corm) and elephant ears (tuber) are often hardy in many urban gardens across the state. For additional insurance, you may elect to cover over the plant crowns with 4-5 inches of loose airy mulch such as pine needles. Do not use maple and sycamore leaves, which tend to pack down. Gardeners in the mountainous areas of Tennessee are less fortunate; cannas, elephant ears and some types of dahlias and gladiolas should be lifted from garden beds and stored in a protected area over the winter. Let foliage and stems die back naturally, allowing remaining nutrients to be absorbed by the bulbs. Any soil should be shaken away from the root mass. Plants grown in decorative containers can be left in their pots and stored in a protected area as well. For nonhardy bananas (*Musa* and *Ensete*), cut off the foliage but do not cut back the trunk or stem, as the growing tip of the stem will produce next year's leaves. Bananas can be left in their growing containers or dug and stored bare root. Angel's trumpets can be treated the same as bananas: cut off foliage, leave in



growing containers, or store bare root if dug out of the garden. Note that caladiums, being a true tropical bulb, are not winter hardy. They either need to be treated as annuals — allowed to be killed by freezing temperatures — or dug and stored indoors throughout the winter.

PROPER STORAGE, such as a sunroom or greenhouse, would be the ideal way to get tender plants through the winter without making them go dormant. If you don't have a sunroom or greenhouse, then know that light is not necessary for any of these plants, since you will be forcing them to go dormant. A root cellar, crawl space or garage can be ideal for overwintering tender plants and bulbs, but wherever you store them, keep temperatures above freezing. Ideal temperatures for most tender plants is between 35 F and 45 F. Dug bulbs can be stored in mesh orange or onion bags, or packed lightly in dry peat moss. Plants left in decorative containers overwinter best if not allowed to totally dry out. Caladium bulbs need to be stored where temperatures will not fall below 60 F.

In early March, awaken dormant containers of tender plants and bulbs you've been storing. First, move them indoors and treat them as house plants. Likely, they've already begun to sprout. Specifically, angel's trumpets, elephant ears, cannas and nonhardy bananas may be restarted from dormancy. Replant or add any needed potting soil, prune off old foliage, and begin a regular watering and fertilizing schedule. If you have no indoor growing space, continue to hold plants in limited dormancy until April when they can be moved outdoors. Keep an eye on nighttime temperatures until the chance of frost has passed; you may need to cover your plants with a cloth tarp during cold nights.

NEW TWISTS ON THE TRADITIONAL CHRISTMAS FLOWER

By Dr. Sue Hamilton, UT Gardens director

Poinsettias are the favored Christmas holiday potted plant. While red is still the traditional color, pinks, whites, variegated, salmon, yellow and even orange varieties abound. Plant sizes vary from standard 4- to 6-inch pots, to miniatures to tree forms and even hanging baskets. I contacted several garden centers throughout Tennessee to see just what new and interesting poinsettias they are selling this season.

It's amazing what our local greenhouses and garden centers are offering this season with free, professional advice on how to get the most from this holiday plant. Some of the new and unique selections you will see this holiday season include: 'Orange Spice,' a really true orange poinsettia great for any Tennessee Volunteer fan; 'Ice Punch,' a cranberry red with a frosty white pattern; 'Peppermint Twist Winter Rose' and 'Red Winter Rose,' which both have globe-shaped bracts like you've never seen on a poinsettia; and 'Red Glitter,' red with a lot of white splotches that give a striking look.

Not-so-new selections on the market — but ones you are likely to find readily available and I would never hesitate to purchase — are the 'Freedom' series of red, pink, white, jingle bell and marble, which have vibrant colors and long-keeping quality. A novel twist on the common poinsettia is to interplant ferns, creating what is called the 'Fernsettia.' If you'd like to add some pizzazz, most garden centers can spray paint or put glitter on a poinsettia! Regardless of the size or variety, poinsettias like bright light and even moisture. They cannot tolerate going too dry. If a poinsettia wilts, it will proceed to lose most of its leaves. With plenty of light and even moisture, they can keep their colored bracts for many months.

Flowers or Foliage?

The poinsettia (*Euphorbia pulcherima*) does not have showy flowers. Rather, the bracts, or modified leaves, create the splash of color during the holiday season, while the true flowers are small and insignificant. The colorful foliage of poinsettias is a response to photoperiod, the hours of daily sunlight. There are so many shapes, sizes and colors of poinsettias available that there is one to fit any indoor setting.

Are Poinsettias Poisonous?

Contrary to popular belief, poinsettias are not poisonous. However, several plants in the same family as poinsettia are poisonous. The Ohio State University conducted research on the poinsettia plant, effectively disproving the charge that the poinsettia is harmful to human and animal health. Of course, the poinsettia, like all ornamental plants, is not intended for human and animal consumption.

A Bit of History

The first known use of poinsettias for holiday celebrations occurred in the 17th century when a group of Franciscan priests settled in southern Mexico. Since poinsettias bloom during the Christmas season, they began to utilize the plant in nativity processions. It wasn't until 1825, however, that the plant became known to the United States. Joel Robert Poinsette, a botanist and the first U.S. ambassador to Mexico, had some plants sent to his home in Greenville, S.C. He shared the plants with other plant enthusiasts and now Dec. 12, National Poinsettia Day, recognizes Poinsette's contribution to the holiday season and greenhouse industry. Poinsettias are the top-selling potting flowering plant in the U.S. In 2011, 35 million plants were sold, with retail sales totaling $250 million (Source: USDA, 2011 and Paul Ecke Ranch, 2010).



Ice Punch Red



Red Glitter



Winter Rose Pink



Orange Spice

DEVELOPMENT



Friends' Gift to Seed New Friendship Pavilion

By Tom Looney, director of Development

The UT Gardens is proud to announce a gift from the Friends of the UT Gardens for nearly $60,000, which will be used to build a new pavilion on the Knoxville grounds. The new space will provide outdoor instruction capabilities for public horticulture, landscape architecture and other classes and outreach programs that may benefit from an outdoor classroom setting. Dr. Caula Beyl, dean of the College of Agricultural Sciences and Natural Resources, has agreed for the college to match a portion of the gift, bringing the total investment to more than $80,000.

"This is a great opportunity to enhance our instruction capabilities for all of our programs and will add new ways to experience the Gardens," Beyl said. "I applaud the forward thinking of our Friends to identify and support a need in the UT Gardens that can benefit our academic priorities, while promoting our educational and outreach opportunities."

About three years ago, the Friends of the Gardens became part of the UT Gardens, and the gift is an official recognition of this new partnership, Dr. Sue Hamilton, director of the UT Gardens said. Mary Spengler and Dennis Superczynski, officers from the original Friends group, suggested that this would be a great way to honor all the support received from so many friends over the years, and as such will be called the Friendship Pavilion.

Hamilton has been working with Spengler and Superczynski to devise a pavilion that will appropriately honor the friends, and they are working on a design now. She hopes to announce a groundbreaking in the near future.

"We are looking forward to the new space," Hamilton said. "All of our Gardens programming, including youth and family activities, will benefit — and won't it just be a great way to relax and enjoy the Gardens!"

FRIENDS OF THE GARDENS

NEW AND RENEWING DONORS

Benefactor Friends ($1,000+)
Dr. Marjorie & Rogers Penfield
Dr. Mary & William Albrecht
Dr. Joe & Deborah DiPietro

Patron Friends ($500-$999)
Dr. Sue and Ron Hamilton

Sponsoring Friends ($250-$499)
Faye H. Beck
James Glover
Judy Trimble

Contributing Friends ($100-$249)
Mary & Stuart Bartholomaus
Claudine & Helmut Boehme
Jimmy G. & Ileen Cheek
Julie T. Connell
Paul & Cynthia Googe
C. Rae Hozer
Dr. Jack Barlow & Diane Humphreys-Barlow
S. M. Kehne
Allan K. & Sally M. Kenfield
Lakemoor Hills Garden Club
Jane Lester
Lori L. McEntee
Clara & Charles McNutt
Karen J. Petrey
Anthony B. Pettis
Gordon & Peggy Sharpe
Dr. Friedemann & Ruth Stallmann
Dennis & Jan Superczynski
Tellico Village Garden Club
Dr. Carl & Martha Thomas
Dr. Sidney & Linda Wallace
Holly Watts
David A. Williams
Dr. Roger A. May

Family/Dual Friends ($50-$99)
Sally & Kenneth Abbas
Sherry Evans Ball
Maria L. Compere
Dr. David G. Craig
Dr. Sterling & Virginia Craig
Harry Paul & Glenda Blackman Denton
Elizabeth Ann & Jeremy Dick
Christopher & Patricia Handley
Larry D. & Diana Holden
James E. Lara
Frank S. Maples
Stephanie & Brandon Matheny
Madelon M. Perreault
Margie & George Pickens
Jennie & Albert Ritchie
Michael & Nancy Sentell
Dr. Harriette La Varre Spiegel
Derrick & Tiffany Stowell
Kathy & John Sullivan
Tennessee Council for the Social Studies Corporation
Margaret & Richard Tippens
Dr. Bruce & Penelope Tschantz
Bruce & Janet Waldschmidt
Sara Rider & Shannon Paige Whitt
Robin & Whitney Yeary

Individual Friends ($35-$49)
June Ashbury
Deloris & James Brown
Dr. Thomas & Elizabeth Burman
Nancy S. Campbell
Helen H. Cargile
Pamela Carlson
Karen & Michael Chesney
Eileen Combs
Cathy L. Creswell
Faye Daniel
David W. Davis
Kim M. Davis
Rebecca Davis
James & Gail Erwin
Catherine Freels
Judith Griffith
William Haile
Honeyrock Herb Farm
Cathy Horne
Maura Lafferty
Ann & James Lamb
Laura McFee-Adams & Mitchell Adams
Mary Jane McWherter
Marva Janie & Bobby Murphy
Bonny M. Naugher
Lien Nguyen
Lily Pan
Ruth & William Pardue
Audrey Pettis
Lara Purcell
Judy Reck
Michelle Reimert
Sharon Reiter
Shannon Remington
Lauren Rider
Dr. Harley & Ginger Ross
Mitzi & Charles Rouse
Ron & Susan Schott
Susie Sentell
Karen H. Smith
Dr. Ann Stover
Wanda F. Taylor
Karen Tobias
Joyce & Robert Underwood
Karen Vail
Jackie Victorson
Helen Wedekind
Wilhelmina & Beverly Williams
Joan Hiett Worley

Student Friends ($15-$34)
Kim Bryant
William Buie
Heather Reynolds
Elizabeth Summers & Clayton Tuggle

The following Friends made contributions in memory of friends and loved ones:

Noelle Bell in memory of Joan Butefish

Donna Little in memory of Joan Butefish

Gerald A. Thornton in memory of Helen Sharpe Habala

Donations were received from Jan. 1, 2012, to June 30, 2012. Please let us know of any corrections or additions by calling 865-974-8265 or emailing utgardens@utk.edu.

You may join Friends of the Gardens or contribute online at http://utgardens.tennessee.edu/membership.html.



Gardens
THE UNIVERSITY of TENNESSEE
INSTITUTE of AGRICULTURE

The University of Tennessee Gardens
UT Institute of Agriculture
252 Ellington Plant Sciences Building
2431 Joe Johnson Drive
Knoxville, TN 37996

THE UNIVERSITY of TENNESSEE
INSTITUTE of AGRICULTURE

Non-Profit Org.
US Postage
PAID
Permit No. 481
Knoxville, TN

The University of Tennessee is an EEO/AA/Title VI/Title IX/Section 504/ADA/ADEA institution in the provision of its education and employment programs and services. All qualified applicants will receive equal consideration for employment without regard to race, color, national origin, religion, sex, pregnancy, marital status, sexual orientation, gender identity, age, physical or mental disability, or covered veteran status.

