To the Graduate Council:

I am submitting herewith a dissertation written by Lance T. Laurence entitled "A Phenomenological Investigation of Professed Marital Satisfaction: Interviews with Happily Married People." I recommend that it be accepted in partial fulfillment of the requirements for the degree of Doctor of Philosophy, with a major in Psychology.

Leonard Handler
Major Professor

We have read this dissertation
and recommend its acceptance:

Accepted for the Council:

Vice Chancellor
Graduate Studies and Research

A PHENOMENOLOGICAL INVESTIGATION OF PROFESSED MARITAL SATISFACTION: INTERVIEWS WITH HAPPILY MARRIED PEOPLE

A Dissertation

Presented for the

Doctor of Philosophy

Degree

The University of Tennessee, Knoxville

Lance T. Laurence

December 1980

3046857

TABLE OF CONTENTS

CHAPTER		PAGE
I.	PROBLEM	1
	Purpose of the Study	1
	Need of the Study	1
	Conceptual Framework, Assumptions and Limitations	3
II.	LITERATURE REVIEW	5
	Overview	5
	Psychoanalytic Theory: From Freud to Object Relations	5
	The Behavioral Perspective	15
	Humanistic Psychology	19
	Existentialism	21
	Family and Systems Theory	22
	Sociological Considerations	25
	Empirical Research on Marital Happiness	27
	Implications for this Research Project	36
III.	METHODS AND PROCEDURES	42
	Subjects	42
	Instruments	43
	Data Collection	48
	Rater Training	49
	Data Analysis	50
	Reliability Check	52
	Subject Comparisons and Statistical Procedures	54
IV.	RESULTS	57
	Reliability	57
	Reliability Results	68
	Randomized Subject Comparisons	69
	Randomized Subject Comparisons: Interpersonal Checklist	69
	Randomized Subject Comparisons: Beavers-Timberlawn Family Evaluation Scales	71
	Randomized Subject Comparisons: Content Items	73
	Results of the Randomized Subject Group Comparisons	75
	Student and Nonstudent Couple Comparisons	75
	Composite Results: Demographic Data	76
	Composite Results: Interpersonal Checklist	82
	Summary: Interpersonal Checklist Results	87
	Composite Results: Beavers-Timberlawn Family Evaluation Scales	89
	Composite Results: Content Item Analysis	96
	Rater Impressions Cluster	98
	Interpersonal Behavior Cluster	100
	Sex Cluster	100
	Problem-Solving Cluster	101

CHAPTER PAGE

IV. (Continued)
Finances Cluster 103
Common Sense Cluster 103
Intimacy Cluster 104
Commitment Cluster 106
Couple Constancy Cluster 107
Similarities and Differences Cluster 110
Communication Cluster 111
Chores Cluster 111
Family Relationships Cluster 112
Miscellaneous Cluster 113
An Integrated View of the Results: Portraits of Happily Married Couples 114

V. DISCUSSION 119
Data Validity and the Problem of False Positives 119
Sample Bias and Criterion Issues 121
Small Number of Sample Subjects 123
Implications for Theories of Marital Satisfaction 124
Identity and Intimacy Reconsidered 128
Implications for Clinical Practice 129

VI. SUMMARY, CONCLUSIONS AND IMPLICATIONS 131
Summary 131
Conclusions 133
Implications 133

LIST OF REFERENCES 134

APPENDICES 152
Appendix A. Flyer Advertisement and Newspaper Advertisement . . . 153
Appendix B. Human Subjects Consent Form 154
Appendix C. Interview Checklist 156
Appendix D. Beavers-Timberlawn Family Evaluation Scales 158
Appendix E. Mean Values of Beavers-Timberlawn Family Evaluation Scales in Diagnostic Categories 163
Appendix F. Interpersonal Checklist 164
Appendix G. Content Items 167
Appendix H. Content Items Scoring Sheet 176
Appendix I. Interpersonal Checklist Scoring Sheet 178
Appendix J. Beavers-Timberlawn Family Evaluation Scales Scoring Sheet 184
Appendix K. Original Interview Items: Intracouple Agreement Levels 185
Appendix L. Correlation Between Raters: All Original 174 Items . 186
Appendix M. Item Clusters with Low Rater Agreement Levels 187
Appendix N. Additional Rater Agreement Level Indices on the Beavers-Timberlawn Family Evaluation Scales 193
Appendix O. Rater Agreement Levels: Interpersonal Checklist . . 197

LIST OF TABLES

TABLE		PAGE
1.	Percentage Agreement and G-Index of Agreement Across All Original Content Items: Number of Cases per Interval	59
2.	Correlation Between Raters for All Remaining 122 Content Items Used in this Study	61
3.	Revised Interview Items: Intracouple Reliability Across Revised Items	62
4.	Correlation Between Raters for Each Couple on the Beavers-Timberlawn Family Evaluation Scales	65
5.	Correlation Between Raters on Each Scale of the Beavers-Timberlawn Family Evaluation Scales	66
6.	Rater Agreement for Husbands on the Interpersonal Checklist: Degree of Total and Proportional Agreement	67
7.	Rater Agreement for Wives on the Interpersonal Checklist: Degree of Total and Proportional Agreement	67
8.	Rater Agreement for Couples on the Interpersonal Checklist: Degree of Total and Proportional Agreement	68
9.	Correlation Between Raters for Groups A and B on the Interpersonal Checklist	71
10.	Comparison Between Group A and Group B on Each Scale of the Beavers-Timberlawn Family Evaluation Scales	72
11.	Comparison of Group A and Group B on the Content Items: Probability Interval Grouping	74
12.	Ages of Subjects	77
13.	Number of Years Married: All Subjects	78
14.	Couples with Children versus Couples without Children: All Subjects	79
15.	Educational Levels: All Subjects	80
16.	Income Levels: All Subjects	81

TABLE PAGE

17. Husband Ratings: Obtained versus Expected Octant Frequencies on the Interpersonal Checklist 84

18. Wife Ratings: Obtained versus Expected Octant Frequencies on the Interpersonal Checklist 86

19. Couple as a Unit Ratings: Obtained versus Expected Octant Frequencies on the Interpersonal Checklist 88

20. Subscale Analysis of Below Midpoint Scores on the Beavers-Timberlawn Family Evaluation Scales 90

21. Comparison of Group Clusters on the Beavers-Timberlawn Family Evaluation Scales 91

22. Interpersonal Checklist Scores for Six Couples with Sum of Mean Scale Scores Exceeding 31.0 95

23. Cluster Groups: Content Items 97

24. Cluster Analysis 99

E-1. Mean Values of Beavers-Timberlawn Evaluation Scales in Diagnostic Categories 163

K-1. Original Interview Items: Intracouple Agreement Levels . . . 185

L-1. Correlation Between Raters All Original 174 Items 186

N-1. Percent Agreement and Percent Agreement with Kappa Correction Between Raters for Each of the Beavers-Timberlawn Family Evaluation Scales 195

Q-1. Comparison of Significant versus Nonsignificant Contingency Table Results on the Randomized Group Comparisons 201

R-1. Comparison of Student and Nonstudent Groups: Interpersonal Checklist 202

R-2. Comparison of Student and Nonstudent Groups: Beavers-Timberlawn Family Evaluation Scales 203

V-1. Comparison of Significant and Nonsignificant Chi-Square Results on the Interpersonal Checklist 207

W-1. Mean Scores for Each Scale of the Beavers-Timberlawn Family Evaluation Scales 208

TABLE PAGE

X-1. Contingency Table Analysis: Content Items 209

Y-1. Comparison of Significant and Nonsignificant Chi-Square Results on the Content Items 212

LIST OF FIGURES

FIGURE		PAGE
1.	Behavioral Model of Marital Satisfaction	17
2.	Randomized Subject Comparisons: Visual Illustration of Interpersonal Checklist Results	70
3.	Composite Results: Visual Illustration of Interpersonal Checklist Ratings	83
S-1.	Circumflex Illustration of Results for Husbands: Interpersonal Checklist	204
T-1.	Circumflex Illustration of Results for Wives: Interpersonal Checklist	205
U-1.	Circumflex Illustration of Results for Couples as Units: Interpersonal Checklist	206

CHAPTER I

PROBLEM

Purpose of the Study

The study of marital relationships is a subject of interest to writers from many walks of life. In the behavioral sciences, researchers have productively explored the types of psychological processes that occur in problem marriages and in families where a symptomatic child masks covert marital difficulties (Bowen, 1978; Guerin, 1976; Haley, 1971; Mishler and Waxler, 1968). In contrast to the abundance of time devoted in the literature to problem marriages, studies focusing on satisfying marital relationships are much more infrequent. This project attempts to contribute to our understanding of marital relationships by talking with couples claiming to be happily married.

Need of the Study

It is estimated that 41% of all first marriages eventually result in divorce (Brody, 1978). Despite the frequency of divorce, marriage is an arrangement many people continue to seek. In 1978, 2,234,000 couples married for the first time (Reader's Digest Almanac, 1980). Among divorced populations, a second marriage is frequent. In 1969, one-fifth of those seeking to marry were married at least once before (DeBurger, 1977). As stated by DeBurger:

> Divorce per se does not imply a repudiation or even a belittling of the marriage institution. Instead, it releases individuals to pursue happiness in still another marital relationship. Research also shows that little

> time is lost in the transition from one marital relationship to another. Twenty-five percent of divorcing men and women are remarried within five months; fifty percent are remarried within one year (DeBurger, 1977, pp. 544-545).

Alternate lifestyles notwithstanding, the data indicate marriage remains a popular forum for developing interpersonal relationships. Many couples seek guidelines for how to go about creating a satisfying marriage. The boom of today's self-help books testifies to the public need for guidance in this sphere of life. Moreover, couples with stable marriages also look for clues enabling them to enhance the quality of their marital relationship.

Researchers are responding to the public need for useful information on marital relationships. The rise of the family theory point of view in contemporary psychology points to the contributions of research efforts on marital relationships (Ackerman, 1958; Boszormenyi-Nagy and Framo, 1965; Bowen, 1978; Guerin, 1976; Haley, 1963, 1971, 1973, 1976; Jackson, 1968; Lidz and Fleck, 1965; Satir, 1964; Watzlawick and Weakland, 1977; Wynne, 1958). What emerges in the literature on marital relations is a problem familiar to clinical psychology and other mental health disciplines: taking observations from those who demonstrate aberrant development and/or behavior and then by inference, postulating guidelines of normal development. In this case, we often build theories of what constitutes a satisfying marital relationship by using the data derived from our work with problem marriages. Research efforts taking the direct route, talking to those who are happily married, are disproportionately lacking.

The present study seeks to contribute to the available literature on marital relationships by talking with happily married people and

focusing on the nature of their relationships. The investigator hopes this research project contributes to our knowledge about marital satisfaction.

Conceptual Framework, Assumptions and Limitations

The investigator assumes the methods of data collection used in this study are valid. He assumes statements given by the couples interviewed can be systematically analyzed and provide some clues to what a satisfying marital relationship is all about.

The generalizability of the results is limited by the subject sample. All subjects in the sample are self-selected East Tennessee residents. All subjects volunteered to participate. If a couple claimed they were happy, they were taken at their word and included in the sample. The investigator believes it is a more profitable research strategy to allow subjects to self-select rather than have them "qualify" by some sort of screening procedure, be it a referral from others or the score from some sort of pencil and paper measure. Past research supports the investigator's assumptions on sample selection preference. Sheinbein and Handler (1972) examined interactional patterns of East Tennessee subjects utilizing Roman and Bauman's Marital Interaction Test. Couples were asked to identify themselves as experiencing either a satisfying or problem marriage. Interactional patterns between satisfied and dissatisfied couples were differentiated. Couples claiming to be satisfied showed better interactional skills than the dissatisfied couples. Hence, this research suggests couples claiming to be satisfied do indeed demonstrate more adaptive interactional behavior than couples who are dissatisfied. In effect,

self-selection of East Tennessee couples claiming to be happily married reduces the possibility of introducing investigator bias into the project and offers the possibility of securing an appropriate group of subjects. The investigator does not claim the sample is representative of "all happily married people."

This study is a descriptive one with no preconceived hypotheses. One of the organizing principles of this study is to shy away from any sort of theoretical bias and/or preconceived ideas in generating a methodological approach for investigating marital relationships. In this respect the framework of this study is largely phenomenological, with raw data analyzed "after the fact." As such, data was collected which allowed couples to tell their stories rather than collecting data to test out preconceived hypotheses. The investigator assumes data gathered phenomenologically can be quantified and critical characteristics of the sample can be identified.

Lastly, the investigator does not equate the words "healthy" and "happily married." He assumes it is entirely possible to be happy and have an unhealthy relationship and vice versa.

CHAPTER II

LITERATURE REVIEW

Overview

While marital relationships have only recently become a subject of interest to researchers in the behavioral sciences, the institution of marriage has been around for ages. Since prehistoric times, men and women have joined forces to live their lives. Contemporary researchers posit a number of theories and concepts attempting to shed light on the nature of marital relationships.

In this chapter, prominent theories of marital satisfaction are reviewed and weighed against the scientific evidence available to us. The format of this chapter entails a complete review of the major theories in question, temporarily suspending an assessment of the relative merits of these ideas. After summarizing the major points of view, a critical review of the theories is presented, differentiating those concepts finding support in the literature from those ideas repudiated by research efforts. Lastly, the relationship of this study to past research is discussed which provides the reader an understanding of the methodological framework of this project.

Psychoanalytic Theory: From Freud to Object Relations

This section reviews theories of psychoanalytic thinkers on marital satisfaction. Several schools of thought, differing slightly in the metapsychological particulars of their models, fall under this theoretical

umbrella. For the sake of simplicity, these models are clustered and include authors associated with classical psychoanalysis, ego psychology and object relations.

Psychoanalytic theorists value an intrapsychic perspective to understanding human behavior. Even when examining marital relations, the emphasis remains on the internal dynamics of the individual. These theorists believe marital satisfaction is a function of developmental factors. They believe it is impossible to speak of marital satisfaction without comprehending the intricacies of individual development.

Freud posited intrapsychic structure developed by the sublimation of the individual's sexual and aggressive instincts (Freud, 1924). From a Freudian point of view, understanding marital satisfaction requires knowledge of the vicissitudes of instinctual development of both parties. Present-day psychoanalytic theorists speak of object relations as the critical determinant in the development of intrapsychic structure (Jacobson, 1964; Kernberg, 1976, 1977; Mahler, 1975). Hence, an understanding of marital relationships from current psychoanalytic thought requires an appreciation of the object relational history of both members of the couple. The progression from instincts to object relations in psychoanalytic thought is illustrated in the differences between Freud's views on love versus the views of contemporary thinkers.

> All the feelings of sympathy, friendship, trust and so forth which we expend in life are genetically connected with sexuality and have developed out of purely sexual desires by an enfeebling of their sexual aim, however pure and non-sensual they may appear in the forms they take on to our conscious self-perception (Freud, 1912, p. 319).

In contrast, we see the current thinking about marital satisfaction in psychoanalytic circles in the following statement of Meissner:

> . . . the relative success that the marital partners experience and the manner in which these developmental tasks are approached and accomplished are determined to a large extent by the residues of internalized objects and the organization of introjects which form the core of the sense of self and contribute in significant ways to the integration of their respective identities (Meissner, 1978, p. 27).

An understanding of how intrapsychic issues affect marital relations is illustrated in the work of Otto Kernberg. The following quotation is taken from Kernberg's ideas on falling and remaining in love.

> Two major developmental stages must be achieved in order to establish the normal capacity for falling--and remaining--in love: a first stage, when the early capacity for sensuous stimulation of erogenous zones (particularly oral and skin eroticism) is integrated with the later capacity for establishing a total object relation; and a second stage, when full genital enjoyment incorporates earlier body-surface genital eroticism into the context of a total object relation, including a complementary sexual identification (Kernberg, 1976, p. 185).

A comprehensive understanding of Kernberg's statement provides a summary of psychoanalytic contributions to understanding marital relationships. Kernberg, among others, believes the first three years of life are a critical time in the formation of intrapsychic structure. Known as the preoedipal period of development, these three years of life involve developmental challenges labelled the separation-individuation process (Mahler, 1975). During this time the child progresses from part functioning to whole object relations (Klein, 1932). In the first three years of life, the "capacity to be alone" is developed and the child learns concern for others (Winnicott, 1966, 1975). Early self-object representations and identity constellations also evolve during these early years (Jacobson, 1964).

These developmental processes, among others, are the developmental milestones Kernberg labels prerequisites to adult love. In stating the importance of "integrating sensuous stimulation of erogenous zones with the capacity to perceive a total object relation," Kernberg is talking about the same phenomenon Melanie Klein and others describe as moving from primitive paranoid-schizoid levels of development to a more developmentally advanced depressive position (Blatt, 1974; Fairbairn, 1952; Guntrip, 1961, 1969; Klein, 1932; Schwartz, 1964). In early development, the child relates to objects in his environment solely on a need-oriented level. The world of the young child is disordered and unconnected. There is a breast that feeds him, a smile which comes and goes, a breast that leaves, etc. The child does not realize breast and mother are one. The child does not possess the concept of "mother." Eventually the child progresses into the depressive position, that of total or whole object relations. The child realizes the soft hand stroking him belongs to mother and this integration of object percepts enhances the child's relatedness to the significant other. The child is developing the intrapsychic equipment allowing him to relate to people in new and more varied ways.

Many psychoanalytic theorists contend that the more severe psychopathologies--psychosis, schizophrenia, borderline disorders, and narcissistic personality disturbances--are the result of developmental deficits in these first three years of life (Giovacchini, 1975, 1979; Jacobson, 1964, 1971; Kernberg, 1976; Kohut, 1971; Mahler, 1975; Masterson, 1976; Meissner, 1978; Searles, 1965, 1979). Kernberg identifies the deficits as a lack of "an integrated conceptualization of

others and the concomitant capacity for relations in depth with significant others" (Kernberg, 1976, p. 185). These early life disturbances are said to severely impair the individual's capacity to love. Kernberg discusses in detail deficits in the ability to love of patients demonstrating narcissistic personality disturbances or borderline personality disorders. In the former group, there is the tendency to relate to others solely as a body, without an emotional appreciation of the other. In borderline conditions, the tendency to eroticize and primitively idealize love relations masks frustrated "oral dependency needs" so that there is an "escape into early sexualization of all relations" (Kernberg, 1976, p. 200). Often individuals of this sort experience sexual gratification but without a true emotional relatedness to the other. While able to "go through the motions," Kernberg postulates these people know little about a true intimate relationship. In his mind, the capacity for intimacy occurs only when the individual achieves the depressive position. According to Kernberg, if you do not get to this developmental level, you demonstrate barriers to falling in love. Borrowing Klein and Winnicott's ideas, Kernberg believes "progression from fixation on body surfaces to falling in love with a person is linked to the development of the capacity for experiencing guilt, depression and concern" (Kernberg, 1976, p. 191).

All kinds of developmental deficits in the first three years potentially put the individual "at risk" for future problems in interpersonal satisfaction. If the individual weathers the trials of the first three years of life, enjoys "good enough mothering" (Winnicott, 1966), then the individual tries to attempt to master what Kernberg

calls "full genital enjoyment [incorporating] early body-surface eroticism into the context of a total object relation, including a complementary sexual identification" (Kernberg, 1976, p. 185). In other words, Kernberg believes oedipal inhibitions can impair one's marital relations.

Prior to the popularity of preoedipal conditions in the psychoanalytic literature, nearly all of the problems in forming satisfying marital relationships were understood to be a function of unresolved oedipal conflicts. In psychoanalytic thinking, the preoedipal disorders are quite different than oedipal level problems. In oedipal level problems, psychoanalytic thinkers address problems in managing sexual and aggressive impulses and the entire range of early childhood learning experiences (Fenichel, 1945; Freud, 1924). Freud believed life was an unending battle of balancing instinctual satisfaction with the need to renounce instinctual desires in order for society to survive (Freud, 1961). Freud's theory of psychosexual development describes the various vicissitudes of instinctual development and the effect of socialization forces. Freud hypothesized an important confrontation emerges in the phallic period of life, sometime between age 3 and 6. During this period, the child becomes increasingly aware of his/her impulse life and this impulse life gets focused on the parents. The Oedipus Complex unfolds, with the core conflict being the child's desire to possess the parent of the opposite sex and replace the rival parental figure. Eventually the child learns he/she cannot possess the desired parental figure, the wish is renounced, and the child is launched into latency.

The Oedipus Complex is often understood too concretely. As Becker states,

> The Oedipus Complex, understood simply, is the gulf that exists between early training, one's basic perceptions, one's primary sense of self, and the choices, opportunities, experiences, and challenges of the adult world" (Becker, 1969, p. 163).

As it relates to marital satisfaction, psychoanalytic thinkers believe problems in adult love are grounded in our childhood experiences. For example, a woman might be raised in a family stressing rules, neatness, and affective inhibition. Included in her rearing are rules and taboos against sexual expression. As a child, the girl learns sex is "bad" and as an adolescent, she experiences her sexual desires as "bad" and "dirty." The female might cope by inhibiting her sexuality throughout adolescence. One day she marries and finds herself unable to enjoy sexual experiences with her husband. The psychoanalytic theorist would point out how past learning now inappropriately governs her behavior in adult life. Moreover, the "cause" of the difficulty is beyond past learning and includes impulse expression within the vicissitudes of the oedipal triangle. It is learning of this sort, grounded in the oedipal conflict, which is posited to be the ultimate source of many inhibitions preventing the attainment of marital satisfaction. Psychoanalytic thinkers believe some sort of resolution of the oedipal struggle is necessary before people are freed intrapsychically, allowing them to enjoy adult life.

Orthodox Freudian theory gives little attention to life cycle stages beyond adolescence. Erik Erikson's psychosocial theory of development paves the way in psychoanalytic circles for the examination

of development over the entire life cycle. According to Erikson, the developmental crisis of young adulthood is that of "intimacy versus isolation." Assuming a secure identity formation, the "young adult, emerging from the search for and the insistence on identity, is eager and willing to fuse his identity with that of others" (Erikson, 1950, p. 263). This fusion Erikson speaks of is not symbiosis. Instead, it is the "capacity to commit himself to concrete affiliations and partnerships and to develop the ethical strength to abide by such commitments" (Erikson, 1950, p. 263). He focuses on the importance of identity formation as a necessary cornerstone prior to achieving intimacy. The relationship of identity to intimacy is clearly shown in the following statement:

> True "engagement" with others is the result and the test of firm self-delineation. As the young individual seeks at least tentative forms of playful intimacy in friendship and competition, in sex play and love, in argument and gossip, he is apt to experience a particular strain, as if such tentative engagement might turn into an interpersonal fusion amounting to a loss of identity and requiring, therefore, a tense inner reservation, a caution in commitment. . . . fusion with another becomes identity loss. Where a youth does not resolve such strain, he may isolate himself and enter, at best, only stereotyped and formalized interpersonal relations; or he may, in repeated hectic attempts and dismal failures, seek intimacy with the most improbable partners (Erikson, 1968, pp. 167-168).

According to Erikson, a firm sense of self is necessary if one is to share oneself with another person. In this paradigm, true intimacy implies secure individual identity. Many psychoanalytic writers claim patterns of development have changed significantly over the last twenty years, making it increasingly more difficult to form a lasting and meaningful identity. Wheelis (1958) described this process as the change in patient populations from symptom neurosis to character

disorders. If it is more difficult to form a stable identity, then more difficulty in creating marital satisfaction is to be expected. As described by Kilpatrick, "any major transformations in identity will produce marked changes in patterns of love" (Kilpatrick, 1975, pp. 14-15). Again, the developmental perspective of the psychoanalytic thinker emerges. Unless a stable sense of self is first secured, they believe there is likely to be difficulty in forming intimate relationships.

One of Freud's major contributions is the idea of unconscious motivations, which continues to be a central tenet in psychoanalytic theory. Freud saw man as much more than simply a rational creature. Man often behaves in ways not directly under volitional control and conscious awareness. As such, unconscious factors permeate all aspects of the marital relationship. For example, Abraham coined the term "neurotic exogamy" to attempt to understand certain marital configurations (Hitschmann, 1952). Abraham used this term to explain how it was possible for a certain Jewish patient to find intimacy only by dating females of Italian descent. For this patient, incestual fantasies were avoided by marrying "outside the family." Another pertinent example of unconscious factors allows psychoanalytic thinkers to account for the nuances of "cat and dog marriages." To the observer, these marriages appear burdensome. Yet, if one talks to the individuals in question, one often discovers they do not find their relationship to be distressing in the least, despite behaving in a manner the observer labels as "constantly at each others' throats." Psychoanalytic writers believe the couple provides a much needed "container" for each other where they

rid of unacceptable introjects by projecting them onto the partner (Dicks, 1963; Main, 1966; Nadelson, 1977). Through processes of "joint resistances" and "collusion," the individuals unconsciously recognize in each other the possibility of jointly working through unresolved intrapsychic conflicts which exist within each of them (Nadelson, 1977). These examples illustrate the value attached to unconscious factors for discerning the inner workings of the couple's dynamics.

Psychoanalytic contributions on the subject of marital relationships also include writings about object choice. According to the psychoanalytic writers the choice of partner is far from "neutral" and often involves influences unknown to the person doing the choosing. Freud postulated the idea of aim-inhibited instincts, allowing him to explain the longing for objects. In his paper entitled On Narcissism, Freud (1914) differentiated two types of object choice: narcissistic and anaclitic. In the narcissistic type, one seeks an object that is in some way a reflection of oneself. The permutations of a narcissistic object choice are many: to find a love object like oneself; to find someone like one once was; to find someone to love who corresponds to an image one would like to be; etc. Anaclitic object choices typically involve dependency needs and nurturance issues. Freud went a step further and hypothesized that the prototype of all love relations was the child's experience with his mother.

> The child's attachment to mother is unique, without parallels, established unalterably for a whole lifetime as the first and strongest love-object and as the prototype of all later love-relations--for both sexes (Freud, 1912, p. 341).

Hence, psychoanalytic theorists believe the choice of a mate is highly complex and often motivated by unconscious factors particular to the individual's intrapsychic makeup.

In conclusion, psychoanalytic theories of marital satisfaction contain a developmental perspective with development conceptualized along a linear continuum. It is a paradigm built on successive stages which emphasizes if stages are "missed" or "jumped over," some difficulties are likely to emerge. Concepts and traits are used in a broad manner across all individuals and all situations. A hierarchy of less mature to more mature is implicit in the theory, with linear progression a keystone of the model. It vividly illustrates how marital satisfaction is seen as but one part of a more complicated developmental backdrop.

The Behavioral Perspective

In its purest form, the behavioral perspective is an atheoretical approach to human behavior. Behaviorists focus on the laws of learning which govern human behavior. In one sense it is contradictory to speak of behavioral theory, for most writers of this perspective shy away from theory-building of the sort psychoanalytic writers engage in. However, some general principles do unite this group of writers. In this section, theorists associated with classical learning theory and the more modern, "cognitive-behavioral" schools of thought are grouped together (Meichenbaum, 1974; Patterson, 1976; Patterson, Hops, and Weiss, 1975; Skinner, 1953; Wahler, 1980; Weiss, 1977).

Behaviorists do not concern themselves with the notions of unconscious drives or internal impulses motivating behavior. They strive to avoid trait theory explanations and instead, postulate a

more situationalist model of human behavior (Mischel, 1968). There is an emphasis on behavior situations controlled by reinforcement contingencies in the situation and by the individuals in question, not by developmental traits or internal forces. It is important to point out the public misconception that behaviorists concern themselves only with environmental factors. They seek to find the laws of learning governing cognitive variables as well.

Due to the strong situationalist perspective of the behaviorist, their empirical contributions are reported in later sections of this project. However, one behavioral model is reviewed to illustrate the kind of conceptual approach to marital satisfaction undertaken by behavioral thinkers. The model presented is that of the Oregon Research Group. This model formulated by Gerald Patterson, Robert Weiss, and others associated with the Oregon group is the best known of all behavioral models of marital satisfaction.

According to the Oregon model, the world is composed of persons, situations, and behaviors (Weiss, 1977). Marital satisfaction is regulated by social exchange theory (Thibaut and Kelly, 1959). Simply stated, the model is one of cost-benefit, give-get exchanges between two people in a dyad. Successful marriages enable both partners to maximize rewards while minimizing costs. The Oregon group has developed a cubical model of variables affecting marital satisfaction, which is depicted in Figure 1. The Interaction category lists 12 behavior classifications examined by the Oregon group. They freely admit there are probably many other categories belonging to the axis which have yet to be discovered and quantified. The Family Life Cycle axis accounts

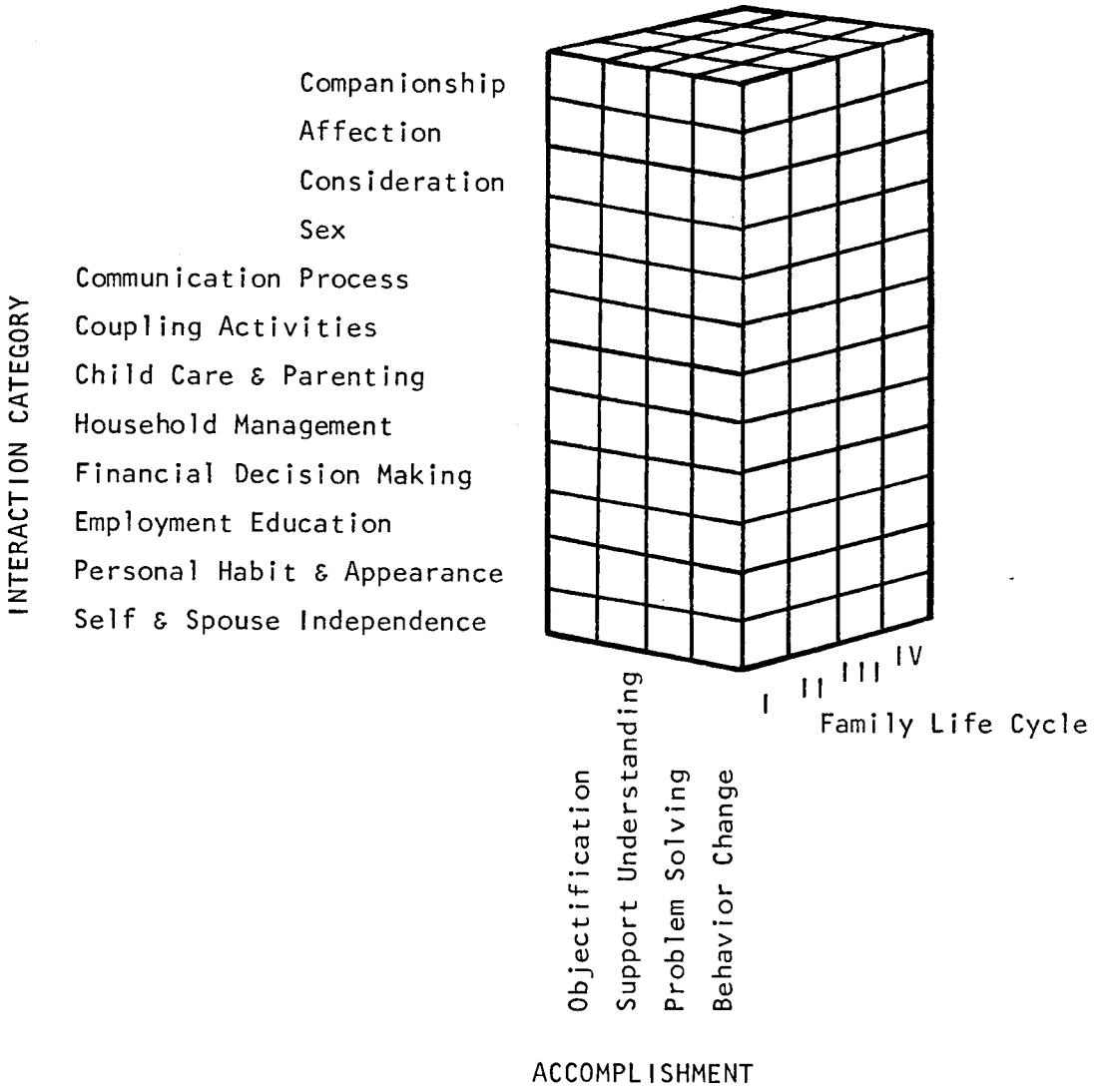

Figure 1. Behavioral Model of Marital Satisfaction.

Source: R. Weiss, The conceptualization of marriage from a behavioral perspective; T. Paolino and B. McCrady (Eds.), Marriage and Marital Therapy (New York: Brunner/Mazel Publishers, 1977), p. 205.

for time and situational factors impinging on marital relationships. The Accomplishment axis identifies types of couple behaviors, again not meant to be exhaustive of all behavior patterns. In this model one sees the enormous complexity of marital satisfaction among persons (accomplishments), behaviors (interaction category) and situational (family life cycle) variables. Marital satisfaction is a function of all of these vectors, yielding a satisfying exchange of maximum benefits with minimal costs. When conflict arises, the exchange arrangement between partners is changed. Patterson and Reid (1970) conceptualize this change as a "coercion process" where one member tries to get positive reinforcement rewards while offering to exchange negative reinforcement costs. Stuart (1969) speaks of this change as minimizing costs while giving up hoping for rewards. Weiss nicely summarizes the model as follows:

> In well-functioning family relationships, the partners should be exchanging benefits, which are bolstered by the fact that each person has reinforcement value for the other. Since relationships such as marriage involve behavior exchange over a wide spectrum of possibilities, there are numerous opportunities for rewarding exchanges likely to maintain the relationship.
>
> The failure of relationships is thought to be explained by deficient reward exchanges. In fact, it is said that the reward system shifts from a positive to a coercive control system in which each person attempts to coerce positive reinforcement in exchange for negative reinforcements (Weiss, 1977, p. 189).

In summary, the behavioral point of view argues for a situationalist perspective for understanding marital satisfaction. They focus on behavioral exchange between two individuals rather than on developmental constructs. It is the paradigm generating most of the empirical research for testing theories of marital satisfaction.

Humanistic Psychology

A third distinctly different paradigm for understanding marital relationships is offered by humanistic psychology. Known as the "Third Force" in psychology, the humanist offers conceptualizations of man very different than either the psychoanalytic or behavioral viewpoints.

For the humanist, man is in a constant process of becoming (Rogers, 1961). Humanists assume man has an innate urge to grow. Abraham Maslow's (1954, 1968) concept of self-actualization refers to the process of striving to become a fully functioning person. Fully functioning individuals value flexibility, change, and openness. New learning experiences are sought with vigor and excitement. They take responsibility for the direction of their lives. They dictate the course their lives take, rather than have others prescribe roles or ways of being for them. They are concerned with the "here-and-now," how today's behavior offers promise for future fulfillment. The past is not emphasized, other than offering clues for how to enhance self-actualization today. At all times, there is a premium on experiencing and on the development of the "self" to one's fullest potential. The spontaneous flow of feelings is valued and seen as intrinsic to the growth process. Rogers, Maslow, Perls, and Jourard are four of the more prominent theorists associated with this point of view (Jourard, 1964, 1968, 1971; Maslow, 1954, 1968; Perls, 1969; Rogers, 1961). The rise of the human potential movement, group experiences, sensitivity training, and many of the self-help books on personal growth are products of humanistic thinkers. To the humanist, what matters is whether one is conducting his life in a manner conducive to personal growth.

The humanistic point of view has greatly influenced marital relationships. This school of thought fosters active reflection on the quality of one's married life. Due to the humanistic influence, many of the old ways for measuring a successful marriage have begun to be questioned. People began to divorce because their marriage was "preventing me from growing." Spouses try to "open up" to one another, to risk deeper levels of intimacy and self-disclosure, to "communicate" with each other. In effect, this point of view provides a new perspective on what marriage is all about. Moreover, this viewpoint offers a new technology, hoping to teach the public how to obtain new avenues of growth and meaning in marriage. Humanistic psychology sees human relations and personal growth as the core ingredients to marital satisfaction. This allegiance to the notion of a fully functioning person is nicely described by Olim in his descriptions of a healthy marriage:

> Implicit is the notion that the fully functioning family is one in which all the individuals in it are open to one another, and are open to experience. They do not take stereotypical roles. They do not confuse conservatism with conformity. The fully functioning individual will find his way to traditional values that should be conserved. A person will not find his way to them if they are foisted upon him by moral exhortation, by citation of tradition and authority. The climate in the fully functioning family is thus flexible, highly fluid, in a continuous state of process, of becoming. The members in the family are defenseless before one another. They value one another in toto, not merely for certain aspects of their behavior (Olim, 1977, p. 106).

In short, humanists believe marriage should foster personal growth. Marriage, like other cultural mediums, is designed to enhance self-actualization. This prescription for marital happiness opens the door for studying relationship factors in marriage. A variety of

hypotheses are associated with marital happiness. It is postulated that the better the quality of communication between marital partners, the greater the degree of marital happiness possible. It is believed that the more "open" the couple is to developing their fullest potential, the greater the possibility for satisfaction in the marriage. All hypotheses are guided by one principle: the more closely the marital relationship provides a climate for each individual to become fully functioning, the greater the possibility for marital satisfaction.

Existentialism

Existentialists stress man's ability to choose and be responsible for his choices. Through his choices, man creates avenues of meaning in life. Learning to come to grips with certain givens of life and the creation of meaning are salient ideas to thinkers of this conceptual framework (Becker, 1962, 1964, 1968, 1969, 1973, 1975; Boss, 1979; Buber, 1950; Dinnerstein, 1977, Kierkegaard, 1946; Vandenberg, 1972).

Kierkegaard claimed love was not a sentiment but a choice, a duty to which we willingly commit ourselves by willful action. It is an active process of creation which occurs "only when it is a duty to love . . . only then is love everlastingly secure against every change" (Kierkegaard, 1946, p. 263). Similarly, Buber defines love as "the responsibility of an I for a thou" (Buber, 1950, p. 28). Dinnerstein (1977) believes much of today's marital conflict stems from the individual's inability to master existential givens which then get distorted into male-female role problems. Kilpatrick (1975) sees a lack of commitment catalyzing many of today's marital problems. Rollo May (1973) clearly articulates the existential perspective on marital

relationships in his book entitled Love and Will. In this work he differentiates between love without will and mature love which he sees as love buttressed by will. He states "love is not only enriched by our sense of mortality but constituted by it" (May, 1973, p. 102). Like all existentialists May recognizes the inevitability of death. As such, he stresses the importance of making choices and committing oneself to courses of action in order to provide meaning in life. As it relates to marital relationships, love is grounded in choice, not spontaneous feelings which are subject to change. According to May, only when one is able to merge love with will is the possibility for deeper, more meaningful relationships realized.

Family and Systems Theory

Reviewed in this section are ideas representative of the family theory point of view, general systems theory, and the communications school of thought. All focus on the relational and family aspects of marital satisfaction, rather than highlighting the individual. They emphasize how the various parts of the system fit together in a unified whole, with patterns among various elements of the system of great importance in understanding human behavior. With the change to a relational focus, the shift in focus highlights the importance of roles, boundaries, rules, family homeostasis, and many other concepts.

The communication school of thought concentrates on the nature of communication processes in normal and pathological development (Haley, 1963, 1971, 1973, 1976; Jackson, 1965; Jackson and Lederer, 1968; Satir, 1964; Watzlawick and Weakland, 1977). Haley perceives all communications as power maneuvers for interpersonal control. For Haley, it is

not only what is said which is important (the report) but also the intent of what is said (the metacommunication). The work of Haley and Gregory Bateson shed light on how "double-binds" and communication disorders impair interpersonal functioning (Bateson, 1972). Satir emphasizes the emotional aspects of the system, typically concentrating on how families struggle to deny expression of feelings. Jackson and his associates focus on the spoken and unspoken rules which govern a family. For Jackson, the family is a rule-governing system operating on the "quid pro quo" principle very similar to behavioral exchange theory. From the communication point of view, marital satisfaction is fostered by clear communication and the absence of "double-binds" or other communication disorders. Communication of feeling and a thorough knowledge of the rules/expectations governing the family is thought to foster marital satisfaction.

A second group of family/system theorists stress the structural aspects of the family (Lidz et al., 1957; Minuchin, 1974; Wynne, 1958, 1965, 1971). For these theorists the notions of role reciprocity and generational boundaries are critical factors in healthy development. Role is the relational construct first introduced by Ackermann and defined as the "operations of the 'social self' or social identity of the person in the context of a defined life situation" (Ackerman, 1958, p. 53). Many problems with roles arise in families. The roles may be too flexible, too rigid, or nonexistent, which leads to the family structural problems Wynne describes as "pseudomutuality," "pseudohostility," and "rubber fence." The generational boundaries between members of the family may be ill-defined which is much of what Lidz

talks about with his concepts of "schism" and "skewed" family systems. For Minuchin, the importance of boundaries and developmental life cycle tasks is emphasized. These theorists suggest marital satisfaction is a function of role reciprocity. They stress the importance of creating appropriate boundaries within and about the system.

Another group of theorists within the family theory/systems theory framework emphasize the developmental aspects of family life. These theorists include Murray Bowen, Phillip Guerin and Thomas Fogarty (Bowen, 1971, 1978; Guerin, 1976). They focus on the family life cycle, viewing marital satisfaction as a process changing over time. They believe much of one's current behavior is related to his experience in past systems, especially one's family of origin. Bowen's ideas on multigenerational transmission processes, genograms, and the undifferentiated family ego-mass reveal a strong developmental foundation to his theories. Family myths, secrets, and loyalties are among the topics relevant to knowing the particulars of your family of origin (Boszormenyi-Nagy and Spark, 1973; Stierlin, 1977). These theorists believe the more differentiated the person, the greater the capacity for potential marital satisfaction. They believe happily married couples show a strong parental coalition without triangulation of a third party. Each member of a happily married couple takes responsibility for himself with no member overfunctioning in the system.

These three divisions of family/systems theorists are the present author's distinctions, created so that the abundant literature might be conveyed concisely. Actually, all divisions overlap considerably. In summary, Fogarty nicely describes the workings of a happily married couple according to this conceptual framework.

> A functioning family has the following characteristics: (1) It has the kind of balance that can adapt to and even welcome change. This balance is different from homeostasis, which acts to maintain the status quo in the presence of change. (2) Emotional problems are seen as existing in the unit, with components in each person. There is no such thing as an emotional problem in one person. (3) Connectedness is maintained across generations with all members of the family. (4) There is a minimum of fusion, and distance is not used to solve problems. (5) Each twosome in the family can deal with all problems that occur between them. Triangulating onto a third person who is used to arbitrate or judge or solve the dispute is discouraged. (6) Differences between people are not only tolerated but encouraged. (7) Each person can operate selectively using both thinking and emotional systems with other members of the family. (8) There is a keen awareness of what each person gets functionally from himself, and what he gets from others. These are the areas of identification and differentiation. (9) There is an awareness of the emptiness in each member of the family, and each person is allowed to have his own emptiness. There is no attempt made to fill it up. (10) The preservation of a positive emotional climate takes precedence over doing what "should" be done and what is "right." (11) Function in the family is determined by each member saying that this is a pretty good family to live in over time. If one or more members say there is a problem, there is a problem. (12) Members of the family can use others in the family as a source of feedback and learning, but not as an enemy (Fogarty, 1976, p. 149).

Sociological Considerations

This review of the literature on marital satisfaction would not be complete unless some mention is made of sociological considerations on the subject. The field of psychology is not the only discipline with contributions to our understanding of marital happiness. Social critics, historians, and sociologists also contribute to our knowledge about marital relationships (Bernard, 1971; Kilpatrick, 1975; Lasch, 1977, 1979; Wolfe, 1975).

This viewpoint stresses the importance of understanding marital happiness in a social context. The sociological perspective recognizes

many changes in marital satisfaction are shaped by societal forces impinging on the family. Understanding the changing nature of marriage as a function of changing societal systems is a noteworthy contribution of this point of view. In prehistoric times, survival was augmented when some members hunted for food while others cooked and tended the fire. As civilization progressed to an agricultural society, it became more important to have children to farm the land. Hence, the child-bearing aspect of marriage gained importance. Incestual marriages often occurred in ancient times in order to keep possessions within the family and to retain one's place in the social hierarchy (James, 1979).

This historical perspective demands that we examine the existing social network of the times to better understand the factors impinging upon today's marital pairs. For example, it is only recently that the idea of marriage for "satisfaction" or "happiness" came to the forefront. Divorce due to failing to provide the spouse "room for growth" is a new idea. The societal climate of the last twenty years has been characterized by vast social changes. Tremendous changes in technology, more motility of workers, the decline of the church and old modes of authority which used to govern behavior, the rise of the women's movement and human potential factions, the crumbling of extended family networks, the emergence of the "Me" decade, and other social changes all influence couples seeking to marry (DeBurger, 1977; Kilpatrick, 1975; Toffler, 1970). Writers from these walks of life believe we must appreciate the social climate of the times if we are to understand today's happily married couples.

Empirical Research on Marital Happiness

Until this point in the literature review, contemporary theories of marital satisfaction have been presented without any evaluation of the merits of these ideas. The investigator sought to provide the reader with an idea of the breadth and depth of the writings in the field. It is now time to examine the research supporting or repudiating ideas found in the theoretical literature.

There is more theory than empirical studies testing the validity of our theories on marital satisfaction. Moreover, one encounters formidable confounding variables in evaluating the relative merits of our theories on marital satisfaction. Many of our theories evolve from case study reports and clinical experience with patients. Hence, if the researcher is going to evaluate the merits of many of the theoretical propositions put forth in this chapter, then some familiarity with the literature on psychotherapy process and outcome research and evaluations of metapsychological models is required. To evaluate various metapsychological theories and to review the literature on psychotherapy process and outcome research is beyond the scope of this project. However, some perspective on those ideas evolving from case studies and clinical practice not subject to empirical investigation is indicated.

The difficulties of evaluating psychotherapy process and outcome studies based on clinical work without adequate controls is well-documented in the literature (Paul, 1967; Strupp and Bergin, 1969; Strupp, Hadley and Schwartz, 1977). How then does one evaluate the claims made about marital satisfaction based on case reports and clinical experience? An answer to this question might be gained by analogy for

there exists evaluations of Freudian theory and psychoanalytic psychotherapy. Fisher and Greenberg (1977) have completed an exhaustive review of all of the empirical research throughout the entire world testing Freudian tenets. Their review examined empirical research, not case studies. The reader is referred to the original sources for a more comprehensive review of the findings. In short, the conclusion drawn by the authors is that Freud is right about some things and dead wrong about others. Given these findings, psychoanalytic case study reports must be examined with an eye of skepticism. The case studies might be pointing out new discoveries but until empirical verification follows, the findings may also be in error as we know Freud was not right on all matters. The same line of thinking applies to the evaluation of marital satisfaction when using the case study method for evaluating our theories. There is little doubt in the investigator's mind that many of the ideas reported in case studies may be important discoveries on marital satisfaction. The problem is that the case study approach may also be providing erroneous ideas. Without empirical evaluation, the problem becomes not knowing how to discriminate fact from speculation. The same problem exists for psychotherapy outcome research. We know there are positive and negative effects of psychotherapy as some techniques are effective and others are not (Strupp, Hadley, and Schwartz, 1977). The psychotherapy process and outcome literature and the Fisher and Greenberg research suggest caution against acceptance of theories without empirical evaluation. The rate of false positives is very high on these matters.

What then has the empirical literature found on marital happiness? Studies of mate selection yield mixed results. Some believe the complementariness of mate selection is the prime factor influencing mate selection (Trost, 1967; Winch, 1967; Winch et al., 1954). On the other hand, there are those endorsing homogamy theory, stating the similarities are more important than the differences in mate selection (Catell and Barton, 1972; Catell and Nesselroade, 1967; Centers, 1972; Hawkins, 1971; Trost, 1967). Karp et al. (1970) suggest the choice of mate involves both homogamy and complementary factors. They believe homogamy applies where there is a congruence between one's actual self perceptions and ideal self perceptions. When a discrepancy in actual-ideal self perceptions exists, then we look for mates who resemble our ideal self.

There are many studies which suggest marital satisfaction changes over time. Luckey (1966) and Paris and Luckey (1966) found marital satisfaction actually declined with the passage of time. Chadwick, Albrecht, and Kunz (1976) discovered that the longer the marriage, the more likely the husband is willing to remarry. The longer the marriage for wives, the less likely the wife is to be pleased with her husband's role performance. Rollins and Cannon (1974) also found marital satisfaction changes over time. Rollins and Feldman (1970) have shown marital satisfaction to be low when children are young. In contrast, they found high marital satisfaction in the early and later years of marriage. They postulate a U-shaped curve of marital satisfaction with the childhood years being the time of lowest satisfaction for the couple and the early and later years time of greater marital satisfaction (Harry, 1976; Rollins and Cannon, 1974). Miller (1976) found no direct support for

the U-shaped hypothesis of marital satisfaction aforementioned. He found children decreased the possibility for couple companionship activities but that there was no direct relationship between marital satisfaction and absence of children. Hence, the research suggests marital satisfaction changes over time but the nature of the changes remains unclear to us.

There are a number of studies examining interpersonal behavior and communication variables related to marital satisfaction. Typically these studies compare happily married couples with couples reporting marital conflict. Other studies compare patient populations with families free of psychiatric disturbance. Navran (1967) showed that happily married couples share events, discuss feelings, talk more, develop a personal language system, and have more conversational topics than unhappy couples. Bienvenu (1970) found intimate couples showed good listening habits, spoke in affectionate tones of voice, showed more understanding, and handled their anger and differences more productively than did unhappy couples. Humor and laughter have been found by several workers to be more frequent in normal families than in troubled ones (Mishler and Waxler, 1968; Riskin and Faunce, 1970). There tends to be more agreement, positive affect, and support in healthy families than in problem families (Haley, 1964; Mishler and Waxler, 1968; Riskin and Faunce, 1970). Fragmentation, unclarity, and incongruency are communication deviances typically not found in healthy families (Wynne and Singer, 1963). Also, Riskin and Faunce (1970) found normal couples scored high on spontaneity, low on intrusiveness, average in disagreement, and expressed a wide range of feelings, including anger. Mixed

reports have been generated on intrusiveness, with some researchers finding low scores on intrusiveness for happily married people (Mishler and Waxler, 1968; Riskin and Faunce, 1970) while others have found more interruptions and intrusions in normal families than in troubled ones (Riskin and Faunce, 1972; Terrill and Terrill, 1965). Empathy has been positively correlated with marital satisfaction; more satisfying marriages have a higher degree of empathy than do less satisfying marriages (Goodman and Ofske, 1968; Norton, 1972). Fiore and Sevensen (1977) found that stable couples showed more affect, gave more moral support, and made more encouraging statements than did unstable couples. Burke and Weir (1976, 1977) illustrate how happy couples provide a "mental hygiene service" for each other in times of stress. On balance, there is empirical support for a relationship between good communication skills and marital satisfaction.

The empirical research on self-disclosure highlights one sort of difficulty arising in the literature on marital happiness. The reader will remember that some of those supporting a humanistic point of view have strongly encouraged couples to engage in self-disclosing behavior to improve the quality of their marriage. Some have taken Satir's work as suggesting that couples learn to "open up" and share their "inner selves" with their spouse. Jourard is clear on his position, stating "the optimum in a marriage relationship, as in any relationship between persons, is a relationship between I and thou, where each partner discloses himself without reserve" (Jourard, 1971, p. 46). There has been some support in the literature for Jourard's statements. Navran (1967) found happily married couples showed better communication skills,

including more self-disclosing statements. Freed (1975) found self-disclosure facilitates marital satisfaction. Webb (1972) found a positive correlation between self-acceptance, self-disclosure, and marital satisfaction. However, there are empirical studies yielding opposite results. Cutler and Dyer (1965) found newlywed couples believed one of the reasons they had initial adjustment troubles was that the spouse was "saying anything." Prior to marriage the spouse showed more tact. Bienvenu (1970) found the item which most discriminated happy from unhappy couples was to answer the following question in the affirmative direction: "Does your spouse have a tendency to say things which would be better left unsaid?" These mixed results have led writers like Cozby (1973) and Gilbert (1976) to ask whether unlimited self-disclosure is indeed helpful in fostering marital satisfaction. From the theory, one concludes the relationship between self-disclosure and marital satisfaction is linear: the more the better. The data suggest the relationship between self-disclosure and marital satisfaction might be better thought of as curvilinear (Gilbert, 1976). Self-disclosure in married couples appears to be selective. Voss (1969) found talking about shared activities and children are self-disclosing topics which facilitate marital satisfaction. Levinger and Senn (1967) found that happily married people make more positive self-disclosing statements. Charkin and Derlega (1974) point out that the content, the valence of the disclosure, and the level of disclosure are all important factors affecting the relationship of self-disclosures and marital satisfaction.

The empirical literature on self-disclosure indicates we must ask self-disclosing "to whom," "about what," "in what manner," and "under

what circumstances," before we can predict how self-disclosure affects marital relationships. Blanket generalizations encouraging self-disclosure do not find support in the empirical literature, despite the impression gained from theory.

Roles and expectations are among the more popular topics studied in empirical investigations of marital satisfaction. Hicks and Platt (1970) in their review of marital satisfaction research find role similarity to be the most consistent finding in happily married couples. That is, the more the perceived role of the spouse matches the actual role expectations of the other member of the couple, the greater the likelihood of marital satisfaction. Luckey has shown repeatedly that the more the perceptions of the spouse match role expectations held by the other, then the greater the degree of marital satisfaction present (Luckey, 1960a, 1960b, 1961, 1964). Randers-Pehrson (1976) discovered that the higher the degree of role expectancy and self-perception of role congruency, the more satisfying the marriage. Stuckert's (1963) analysis of couples showed role congruency to be positively correlated with marital satisfaction. Ort (1950) demonstrated that the more similar the expectations of the individuals for marriage, the greater the likelihood of marital satisfaction.

As researchers became more sophisticated with the notion of roles, they began to concentrate on the difference between "real" or "actual" roles and "perceived" or "conceived" roles (Kenkel, 1963; Levinger, 1963; Stuckert, 1963). In many cases, there was little or no similarity between roles as perceived by the participants versus the role perceptions of observers. Kenkel (1963) examined marital and

family power by asking families to discuss how they would spend a $300.00 gift. Prior to the discussions, each member was asked to rate his/her degree of expected influence on the final decision. The actual decision-making session was recorded with observer ratings obtained. Contrary to Kenkel's expectations, there was a vast discrepancy between ratings of expected influence and observer ratings of what happened in the decision-making sessions. While 48% of all participants expected the husband to exert the most influence upon the decision of monetary expenditure, the observers saw husbands having the most influence only 28% of the time. While wives were expected to exert the most power in decision-making 10% of the time, observers felt wives were most influential 16% of the time. Equalitarian decisions were expected 42% of the time but observers reported equalitarian decisions 56% of the time. All differences were statistically significant. Surprised at this discrepancy, Kenkel went one step further and asked the family members involved to rate what they felt their role and the roles of other family members were in this decision-making process. These self-reported roles were compared to observer ratings using Bales' Interaction Process Analysis technique (1950). Questionnaire responses measuring all family members' perceived roles in the decision-making process were attained before and after the decision-making session. Kenkel concluded that the perceived roles of family members differed significantly from observer ratings on pretest and posttest measures. There was little agreement between self-report measures and observer ratings on how often an individual talked, kinds of suggestions made, etc. Not only were the predictions wrong, but family members could not agree on what had just

happened. Hill (1965) has demonstrated family authority patterns are perceived very differently by members of the family and observers. Bachove and Zubaly (1974) have shown that dominance is perceived very differently by family members and observers. The research appears to show that the more role perceptions match expectations for role performance, the greater the likelihood of experiencing marital satisfaction. In other words, the critical issue is whether your spouse is performing the way you think he/she should be performing. Along these lines, the spouse's perception of the process is more important than an outside observer's impression.

There are a few studies in the literature focusing on healthy families. Levy (1976) hoped to ascertain the components of what he termed a married state of "weness" by analyzing the intentions motivating couples' statements and behaviors. Variables found to be significant included a tolerance for change, a balance of aloneness versus togetherness, frequent talking, and a temporal sense of "weness." Strauss (1974) interviewed couples claiming to be happily married and discovered these couples had evolved a "couple identity." In addition, the value of humor, personalized language systems, and a "work ethic" attitude towards improving the marriage were discerned. Sporakowski and Hughston (1978) interviewed couples married over 50 years, asking their prescriptions for a healthy marriage. Marital adjustment was positively correlated with self-other perceptions. Commitment was an important factor in their marital success. Wives listed these factors in order of importance: religion, love, give-and-take, talk things out, home/family/children, "it takes two to make it work," and understanding/

patience. Husbands listed the following prescriptions in order of importance: "it takes two to make it work," honesty/trust, give-and-take, "it's for life," religion, home/family/children, and love. Chadwick, Albrecht, and Kunz (1976) isolated two factors important to marital satisfaction: a "global" and "specific" factor. The "global" factor of marital satisfaction showed a high correlation between the degree of husband/wife disagreement over roles and their actual performance of these roles. The "specific" factor revealed that the greater the adequacy of the role performance of the self and the more the spouse conformed to expectations, the greater the likelihood of experiencing marital satisfaction. Miller (1976) used path analysis to investigate marital satisfaction across factors such as social status, number of children, length of marriage, spacing of children and other variables thought to influence marital satisfaction. He found that the ease with which the couples assumed new roles and the frequency of companionship activities were the greatest determinants of marital satisfaction. Lewis, Beavers, Gossett, and Phillips (1976) conducted a comprehensive study of healthy families across a variety of dimensions. They discovered there was "no single thread" to psychological health in these families. Rather, they believe it is the pattern of various aspects of the family system "fitting together smoothly" which characterizes healthy families.

Implications for this Research Project

There are many theories of marital satisfaction, some of which are diametrically opposed to one another. Results of the empirical literature are mixed with contradictory findings often noted. There

are major differences in the quality of the studies reported in the literature. However, the work of past research does provide some clues for how to approach investigating marital satisfaction which might yield meaningful results.

First, there are a limited number of studies directly examining marital satisfaction by talking with people claiming to be happily married. Most of the studies compare psychiatric populations with populations showing no psychiatric disturbance. In effect, these studies assume a linear continuum between normality and abnormality. The theoretical models presented and results of many empirical investigations suggest the assumption of linearity is not prudent. This review of the literature suggests to the investigator that it is more profitable to examine the phenomena directly and as such, he chooses to find a sample of happily married people.

Choice of sample is another problematic issue in the research literature. Many studies utilize questionnaire methods such as the Locke-Wallace Marital Adjustment Test (1959). Subjects scoring above or below certain criterion levels on the questionnaire are respectively classified as "happy" or "unhappy." Questionnaire methods are suggestive of content and are plagued by the problem of response sets (Cronbach, 1946; Jackson and Messick, 1967). The problem of response sets is particularly acute in marital satisfaction studies. On two occasions Cone (1967, 1971) has demonstrated that past research reported in the literature has been contaminated by response sets yielding a distorted picture of the couples' functioning. Cone reanalyzed data reported by Dymond (1954) and Luckey (1964). Looking at "social

desirability," or the couples' desire to describe themselves in favorable terms, Cone found that much of the difference between happy and unhappy couples could be attributed to social desirability factors. Both the Dymond and Luckey studies suggest self-other accuracy of perception differentiated happy and unhappy couples. Cone suggests the difference is that the happy couples tend to describe themselves in better terms than unhappy ones. This problem of response sets is further maximized when one considers that many of the empirical studies obtain their results generated by correlating answers to different questionnaires. For example, a questionnaire tapping empathy is correlated with a questionnaire on self-disclosure, yielding a significant correlation coefficient. Given the problem of response sets, there is some question as to what exactly is being correlated in these studies.

There is another formidable problem in using questionnaire methods to investigate marital satisfaction. This method assumes the descriptors evoke identical or at least highly similar behavioral referents for all people. Glick and Gross (1975) identify this problematic assumption as follows:

> The assumption that responses to questionnaire items reflect similar behavioral styles across all couples limits the extent to which the method can be used to study spouses' interpretative predispositions, because there is no means of distinguishing sources of interpretative bias from the response to questionnaire items. . . . When partners reported behavioral styles are correlated with individual difference variables (i.e., self-esteem), it cannot be concluded that such factors are being associated with homogenous types of behaviors (Glick and Gross, 1975, p. 507).

The assumption of homogenity of item interpretation is very problematic in studies of marital relationships. For example, a questionnaire may ask the couple to rate the number of "calm discussions" the

couple demonstrates weekly. The problem is how to control the subjects' interpretation of "calm discussion." For some, any sign of anger rules out labelling an event as a "calm discussion." For others, anything short of physically attacking the spouse is defined as a "calm discussion."

In short, the use of questionnaires is not the method of choice in marital relationship studies. The researcher might have nice, neat measures but he has no way of knowing what these measures are actually tapping.

Another method of sample selection is to seek referrals from people who know of happily married people. There is a problem with this method as well, for each referral source is likely to have his/her own preconception of what defines a "happily married couple." The data are covertly shaped by the referral source and the investigator is left with no way to identify the bias. Also, more than one type of bias is likely to develop if more than one referral source is used.

The method of choice for sample selection is to allow the subjects to self-select. This procedure reduces any investigator bias which might influence the results of the project. In addition, the prior work of Sheinbein and Handler (1972) using East Tennessee subjects provides evidence that self-selection of subjects is a profitable way to approach the subject of marital satisfaction.

Choice of methods is another important issue in the research literature. In past efforts, researchers have been classified as belonging to one of two camps: the "insiders" or the "outsiders" (Olson, 1977). Research approaches associated with the "insiders" frame of reference

attempt to examine marital relationships from the point of view of the couple. Self-report inventories and in-depth interviews are typically the methodological tools of the "insiders." In contrast, those studies associated with the "outsiders" tend to examine marital relationships from the observer's point of view. Congruent with this framework is a reliance on observational rating systems and questionnaire approaches for data collection. More often than not, the "insiders" are associated with qualitative analysis of data while the "outsiders" attempt to quantify data they secure from subjects.

In this study, the artificial "subjective-objective," "insider-outsider" dichotomy so prevalent in the research literature is abandoned. The investigator sees both frames of reference as important and the project attempts to integrate these perspectives into a unified whole. Such an approach has strong support in the literature, for the phenomenologists have long posited the artificiality of the "subjective-objective" distinction (Kohler, 1930; Merleau-Ponty, 1963; Vandenberg, 1972; Watts, 1961). Usually this distinction develops because the researcher is seeking either qualitative data he feels he cannot quantify or the researcher is looking for results he can generalize beyond the individual. It is the investigator's plan to obtain qualitative data which can also be quantified.

Past research efforts indicate interview studies and studies using observer rating systems generally produce data rich in content and readily susceptible to quantifiable data analysis. Hence, the investigator decided to conduct in-depth interviews with the subjects. These interviews were very broad and encompassed many of the topic areas

suggested by past research as critical elements in marital satisfaction. Data were coded "after the fact" to allow the subjects to tell their story without undue bias being introduced by the investigator. Content analysis proceeded directly from statements made by the subjects during the interview and quantified by raters. A useful rating system is the Beavers-Timberlawn Family Evaluation Scales used by Lewis et al. in their study of healthy families (1976). The investigator will be able to compare his results with scales used on other samples of happily married people. Lastly, the Interpersonal Checklist has been used in a number of studies on marital satisfaction. Past efforts have used the Interpersonal Checklist as a self-report measure and as such, it is subject to the problems of questionnaire methods already described. Most of the time, researchers use self-reports as a means of comparing the behavior of subjects to the behavior of other groups. Often self-report is used as if it were a measure of observer impressions when, in fact, these are two very different levels of data classification. To avoid these problems, the investigator used the Interpersonal Checklist as a standard for rater impressions. By using the raw data of the interviews, the investigator quantified the data and obtained data that is both rich in content and capable of empirical verification.

CHAPTER III

METHODS AND PROCEDURES

Subjects

All subjects in this study were self-selected. Flyers stating the purpose of this study were distributed in apartment buildings, posted on University billboards, and placed on cars parked in shopping centers. An advertisement to solicit students was also placed in the campus newspaper. (See Appendix A for a copy of the advertisements used to solicit subjects.) The subjects were selected by their response to the ads. The investigator does not claim this subject pool is representative of the larger group of "all people who are happily married." They are people who consider themselves "happily married" and answered the ads which offered the investigator the opportunity to talk with them about their marriages. With this exception, the sample does not reflect any theory or other source of bias introduced by the investigator.

Subjects responding to the ads contacted the researcher and a mutually convenient time was established for an interview. When interviews took place, the investigator provided the couples with a copy of a form describing the research project. The investigator read the form aloud to the couple, taking time to make certain the prospective couple understood the nature of the study and any potential risks involved. Both members of the couple signed the permission form, indicating understanding and informed consent to participate in the study. (See Appendix B for a copy of the Consent Form.) No couple volunteering for an interview refused to participate.

A total of 27 couples were interviewed for this study. Due to an equipment malfunction, the interview with one of the couples failed to be tape recorded. One interview was utilized for the rater training session. A total of 25 couples were involved in the full completion of this project.

In an attempt to broaden the range of the subject sample, one deviation from the self-selection of subjects was implemented. The investigator wanted to avoid a subject sample composed solely of University students. Student couples were the quickest to respond to the ads and after securing 14 couples, no more student couples were included in the sample. Hence, the subject pool was finally composed of 14 happily married student couples and 11 happily married non-student couples. A student couple was operationally defined as any couple that had at least one member attending any learning institution at the time of the interview. Non-student couples were defined by the absence of any member of the couple attending school at the time of the interview.

Instruments

The investigator conducted all interviews. The investigator asked the couples about many different subject areas of the couple's life. These general topic areas flowed directly from the researcher's review of the literature on marital relationships. Areas of conversation included how the couple met, how they concluded they were happily married, and what they felt were the ingredients of a satisfying marriage. Data collection included talking about topics such as household chores, interpersonal attraction, sexuality, children (if applicable),

communication processes, and many other relevant topic areas. (See Appendix C for the Interview Checklist which includes the topic areas discussed in each interview.)

The tapes and transcripts of the interviews were the raw data for data analysis. Two independent raters coded the data on all three instruments in the study: (1) the Beavers-Timberlawn Family Evaluation Scales; (2) the Interpersonal Checklist; and (3) the Content Item Analysis.

The Beavers-Timberlawn Family Evaluation Scales (Lewis, Beavers, Gossett, and Phillips, 1976) consists of 13 measures of interpersonal functioning, tapping a range of interactional concepts often used to describe families. A five-point rating scale categorizes interactional behavior within a family on each of the following variables: power; coalition; closeness; mythology; communication of self-concept; goal-directed negotiation; responsibility; invasiveness; permeability; expressiveness; mood and tone; conflict; empathy; and a global health pathology score. The scale is broad enough to use in assessing the interpersonal behavior of marital pairs. (See Appendix D for a copy of the entire Beavers-Timberlawn Family Evaluation Scales.)

Trained raters using the Beavers-Timberlawn Family Evaluation Scales demonstrate interrater reliability coefficients at the $p < .05$ and $p < .01$ levels of statistical significance. These levels of statistically significant interrater reliability coefficients occur across both healthy and disordered families. The Beavers-Timberlawn Family Evaluation Scales successfully differentiate healthy families, families with a neurotic child, families with a behaviorally disordered child,

and families with a psychotic child (Lewis, Beavers, Gossett, and Phillips, 1976; Lewis, Gossett, and Phillips, 1971a, 1971b). Mean scores for each variable of the scale across both healthy and patient families provide meaningful criterion-referenced data. (See Appendix E for a table of norms utilized in assessing family performance on the Beavers-Timberlawn Family Evaluation Scales.)

Many quantitative approaches to interactional behavior rely on a "microanalytic" investigation of small segments of behavior, e.g., acts or speech (Riskin and Faunce, 1972). In contrast to this approach, the Beavers-Timberlawn Family Evaluation Scales provide global ratings closer to a "macroanalytic" classification of interpersonal behavior. Lewis et al. (1976) compared ratings of healthy and problem families using the Beavers-Timberlawn Family Evaluation Scales with ratings of these same families on the Riskin-Faunce Interaction Scales. The Riskin-Faunce Interaction Scales are a highly complex, microanalytic technique for counting speech units of family communication. These scales differentiate "normal" and "problem" families along a series of microanalytic variables such as "clarity of speech" and expression of various feeling states (Riskin and Faunce, 1970). Comparing the results of the Beavers-Timberlawn Family Evaluation Scales with the results of the Riskin-Faunce Interaction Scales provided a comparison of "microanalytic" and "macroanalytic" levels of observation across the same subject pool. Raters coded 11 variables of the Riskin-Faunce Interaction Scales across all of the healthy families in the Lewis et al. project (1976). The healthy families were rank ordered from "most healthy" to "least healthy." Correlational coefficients were generated between two sets

of scales, resulting in an overall agreement level at the $p < .05$ level of statistical significance. The authors also compared the Riskin-Faunce Interaction Scales with ratings made by another group of independent raters on the Global Health Pathology variable of the Beavers-Timberlawn Family Evaluation Scales. The data base for the Global Health Pathology ratings were the healthy families used in the Lewis et al. (1976) project. Correlation coefficients between these measures were significant at the $p < .002$ level.

Hence, the Beavers-Timberlawn Family Evaluation Scales appear to be potentially useful for this research project. Satisfactory reliability coefficients are reported and there is some evidence suggesting support for the validity of the scales. Norms differentiating healthy families from problem families are reported. Finally, the scales are based on an investigation of healthy families and in this vein, data generated in the investigator's study of happily married couples might be meaningfully compared to past efforts.

The Interpersonal Checklist (LaForge and Suczek, 1955) is a rating scale comprised of 128 adjectives. These adjectives are clustered into 8 octants, with 16 adjectives per octant. The octants of adjective clustering include the following: "managerial-autocratic"; "modest-self-effacing"; "competitive-exploitive"; "docile-dependent"; "blunt-aggressive"; "cooperative-overconventional"; "skeptical-distrustful"; and "responsible-overgenerous." The Interpersonal Checklist has been used in a number of other studies on marital satisfaction (Chance, 1955; Luckey, 1960a, 1960b, 1964; Sporakowski and Hughston, 1978; Terrill and Terrill, 1965). In addition, the Interpersonal Checklist

is one facet of the Leary Interpersonal Diagnosis of Personality system (Leary, 1957). Satisfactory reliability coefficients are reported and its frequent use in research on marital satisfaction indicates its value in marital research studies (Hicks and Platt, 1970; LaForge and Suczek, 1955; Leary, 1957). (See Appendix F for a copy of the Interpersonal Checklist.)

The Interpersonal Checklist was used for generating ratings of interpersonal behavior. This strategy of utilizing self-report instruments as a standard for rater classification is well-documented in the literature (Anastasi, 1968; Gough and Heilbrun, 1965). Ratings were made for the husband, the wife, and the couple as a unit. Each rater was asked to check off those adjectives the rater felt were descriptive of the husband, the wife, and the couple. If the rater felt any given item was not descriptive of the husband, wife, or couple as a unit, the rater left the item blank. An overall octant score was calculated in accordance with the rules of the Leary Interpersonal Diagnosis of Behavior (LaForge and Suczek, 1955; Leary, 1957). The octant scores reflect the raters' descriptions of the husband, wife, and couple's overall interpersonal style, not self-reports.

The third instrument used in the quantification of data, labeled Content Items, contained descriptive statements generated from the interviews. The particulars of this method of data collection are reported in the data analysis section of this project.

In summary, three instruments were used to analyze the interview data of couples claiming to be happily married. One instrument assessed the interactional processes of the couples (Beavers-Timberlawn Family

Evaluation Scales), another provided an adjectival description of the interpersonal style of the husband, wife, and couple as a unit (Interpersonal Checklist), and the third measure quantified content statements made by the couples (Content Items). Data quantification was performed by independent raters.

Data Collection

All interviews began with questions about the couples' ages, years married, and other demographic data. The format for the remainder of the interview varied from couple to couple, following an approach known as a non-standardized, non-scheduled interview technique (Hyman, 1975; Richardson, 1965). Rather than ask direct questions in an invariant order, the interviewer attempted to unobtrusively facilitate couples telling their story. The subjects were encouraged to express themselves without direction. When topics of interest emerged, the interviewer gently probed, enabling the subjects to elaborate their views. This approach is congruent with the phenomenological perspective of this research, in that it allowed the couple to tell their story in their own way. This approach also fostered good rapport with the subjects. Toward the end of the interview, if certain topic areas had not yet arisen in the course of the conversation, the interviewer introduced the topics until all areas were covered. On a few occasions, a topic was not introduced by the interviewer as he occasionally sensed a "bone of contention" between the couple. The interviewer felt it was not in the couple's best interest to explore these friction points; hence, the interviewer steered clear of the topic. Such occurrences were rare with few problems arising in collecting data on all topic areas. In fact, the couples shared much more information than sought by the investigator.

Interviews ranged from one hour and fifteen minutes to one hour and forty-five minutes. To foster a relaxed atmosphere, interviews were held at a place chosen by the couples. Sixteen couples chose to be interviewed at their home, two at the husband's place of employment, six at The University of Tennessee's Psychological Clinic, and one at the home of the investigator. Allowing the couple to choose the site of the interview appeared to help all the couples relax and reduce any anxiety they might have had about participation in the study. All couples appeared ready to talk and many were clearly excited. Since interviewer style can bias data collection, the investigator conducted all of the interviews so that any bias inadvertently introduced would be the same across all subjects (Feldman, Hyman, and Hart, 1951; Gorden, 1969; Hyman, 1975). All interviews were tape recorded on casette tapes with all tapes having good sound reproduction. The recorder and microphone were visible at all times.

Rater Training

Two independent raters coded the data. The raters could not be kept naive as to the nature of this study. As soon as they began to listen to the audiotapes of the interviews, the raters learned these couples claimed to be happily married. Ratings were performed independently and at different times and places. The raters in this study were both female, chosen by their willingness to devote many hours to the project. One rater was a Ph.D. candidate in clinical psychology, with all degree requirements completed except her dissertation. The second was a Psychiatric Social Worker in full-time clinical practice at a training center for mental health professionals.

Prior to the rating of the tapes and transcripts, training sessions were held with both raters. All instruments were reviewed and explained in detail. A commonality of definitions for many concepts was sought so that both raters could agree upon the meaning of the behavioral classifications. For example, the investigator and raters discussed the notion of "invasiveness" as it is used in the literature to describe family functioning. Other possible points of confusion in word instrument usage were hopefully eliminated. The raters practiced using these instruments on "patient" families in Medical Center Clinics and on "healthy couples" known to all parties. A number of current patient cases were rated with feedback sessions following the practice sessions to better enhance the consistency of the rating procedure. Finally, one randomly selected transcript was chosen for the raters to practice with which mimicked as closely as possible the type of rating procedure they would be asked to perform. The raters listened to the audiotaped interview and used the same scoring sheets they would use once the formal scoring of the data began. The interrater reliability was immediately impressive as the raters rapidly achieved a Percent Agreement level of greater than 80% on all instruments. After rating the practice transcript, more debriefing ensued to clarify reasons for rater disagreements. After completion of rater training, the raters coded the data reported in the Results section of this project.

Data Analysis

Using the interview as the raw data, the raters classified the couples along the dimensions of the Interpersonal Checklist and the Beavers-Timberlawn Family Evaluation Scales. The Beavers-Timberlawn

Family Evaluation Scales tap the interpersonal processes of the couples. With this scale, the form of the communication was more important than the content. On the Interpersonal Checklist, the raters identified adjectives applying or not applying to the husband, wife, and the couple as a unit.

Following the methodological strategies of Lefebvre (1977) and Harrison (1979), raters classified the Content Items by identifying the presence or absence of statements made by a couple. The investigator randomly drew three transcripts from the total sample of 25 and listened to the interviews as he read through the transcripts. As he listened, the investigator listed topic areas mentioned during the interview, as well as his impressions of what was occurring in the interviews. From these three interviews, a variety of statements were generated. Some statements occurred on all three transcripts and some did not; however, the statements applied to at least one of the three interviews. These statements ranged from exact quotes to a descriptive statement requiring an inference on the part of the listener. The descriptive statements were developed so that an independent rater could decide whether or not any given statement applied or did not apply to a couple. This dichotomous classification of "present-absent," "yes-no," "applies-does not apply" was utilized in tabulating the Content Items. If the rater felt a given statement was true of a couple or applied to the couple, the rater checked the item "yes." If the rater felt the item did not apply to the couple, the rater checked the item "no." The Content Item measure was one of incidence, not frequency.

As the investigator listened to the transcripts, he discovered most statements could be answered "yes." To minimize response sets and a possible halo effect in the ratings, the descriptive statements were rewritten so that approximately 60% could be answered "yes" and 40% could be answered "no." A fifty-fifty split of the Content Items would have been an ideal classification to strive for but to achieve this goal would have forced the investigator to distort the data. Instead, the investigator tried to attain a fifty-fifty classification of favorable and unfavorable statements without changing the data. The sixty-forty classification was the result of these efforts. After all of the items were prepared, they were typed on 3 x 5 cards and shuffled. From these shuffled cards, items were randomly ordered on the scoring sheet. A total of 174 descriptive statements were generated for Content Item analysis. (Appendix G lists the 174 Content Items generated and ordered for rater classification.)

As each rater listened to the audiotape, she read the accompanying transcript. After listening to the entire interview, the raters coded the data on all three instruments on the respective scoring sheets. (See Appendix H for a copy of the Content Item Scoring Sheet. See Appendices I and J for scoring sheets used for the Interpersonal Checklist and the Beavers-Timberlawn Family Evaluation Scales.)

Reliability Check

Reliability measures were calculated on the ratings for all instruments used in this study. On the Beavers-Timberlawn Family Evaluation Scales, the intracouple and interscale rater agreement levels were calculated by using the Pearson-Product Moment Correlation Coefficient.

The size of the correlation coefficients obtained for the rater agreement levels across some scales underestimated the degree of agreement between raters. Since the sample consisted of happily married people, the raters gave only high ratings on some scales, resulting in a restriction in the range from which the Pearson-Product Correlation coefficients were calculated. In such cases, a number of authors suggest other methods for calculating rater agreement levels. Hence, Percent Agreement scores were also used to further demonstrate the degree of interrater reliability between raters across all scales on the Beavers-Timberlawn Family Evaluation Scales (Guilford and Fruchter, 1973; Johnson and Bolstad, 1973; O'Leary and Kent, 1973; Wildman, Erickson, and Kent, 1975). Also, Kappa corrections were performed on the Percent Agreement scores (Cohen, 1960). Since there is an equal probability of being assigned one of five possible ratings on the Beavers-Timberlawn Family Evaluation Scales, use of Kappa helps differentiate "true" agreement levels versus rater agreement levels expected by chance. These Percent Agreement scores with Kappa corrections were provided to further assess rater agreement levels across all scales on the Beavers-Timberlawn Family Evaluation Scales (Livingston, 1977).

The Interpersonal Checklist yields ratings on nominal data. Hence, interrater reliability was assessed by Percent Agreement scores between raters for each couple. Again, the Kappa correction was applied to differentiate the percentage of actual agreement among raters from inflated agreement levels attributable to chance.

Reliability measures were calculated for the Content Items by Percentage Agreement with Kappa correction, the G-Index of Agreement,

and the tetrachoric correlation coefficient. For reliability coefficients between both raters for the same couple, Percentage Agreement scores and the tetrachoric correlation coefficient were calculated. The tetrachoric correlation coefficient shows the frequency of an agreement among raters (both yes-yes and both no-no) and accounts for the number of times an observation was made by one rater but not by another. The tetrachoric correlation coefficients were calculated on ratings for all Content Items. Interitem reliability measures across all couples were calculated by the Percent Agreement score. In addition, the G-Index of Agreement was calculated which takes into account the number of agreements (both yes-yes and both no-no) and the number of disagreements (yes-no, no-yes) (Guilford and Fruchter, 1973; Holley and Guilford, 1964). It was assumed that the probability of a rater's applying any statement to any given couple was .5. In this case, a Percentage Agreement score modified by the Kappa correction equals the G-Index of Agreement (Livingston, 1977). Percentage Agreement and G-Index of Agreement scores were used to demonstrate interitem reliability across all couples.

Subject Comparisons and Statistical Procedures

This project is a descriptive one with a small number of subjects. Hence, many of the statistical procedures used are nonparametric. The small number of subjects and use of nonparametric methods necessarily limit the generalizability of the results.

Data analysis of interview studies are generally reported by frequency statistics. When the researcher uses the data to discern Content Items, he cannot use these categories independent from the subject sample from which they were derived. While this method of data analysis

provides good phenomenologically-oriented data, limits are imposed by the lack of independence. This problem of item independence does not apply to either the Interpersonal Checklist or the Beavers-Timberlawn Family Evaluation Scales. These measures already contain existing data clusters and coding systems independent of the data in this project. The Content Items are a distinctly different kind of data. The investigator sought a method of data analysis enabling him to analyze the data "after the fact" and yet quantify the data beyond the level of frequency statistics.

To overcome this methodological problem and increase the generalizability of these results, the investigator randomly split the data into two distinct groups. One group of 12 subjects was composed of 7 happily married student couples and 5 happily married non-student couples. From this pool of 12 subjects, 3 transcripts were chosen at random to generate the 174 Content Items used in this study. The raters coded the data for these 12 subjects, then proceeded to code the Content Items for the remaining 13 couples.

Splitting the data in half reduced the subject sample of this study to 2 subsamples of 12 and 13 couples respectively. Statistical procedures were performed to determine whether any difference existed between these subsamples on any of the three instruments used in this study. The Pearson-Product Moment Correlation was calculated on the Interpersonal Checklist data to determine whether the subsamples were independent or whether the groups were similar. The Mann-Whitney U Statistic with the $\bar{z}$ equivalent was calculated in order to determine whether any differences existed between subsamples on the Beavers-

Timberlawn Family Evaluation Scales. For the Content Items, Fischer's Exact Test was used for subsample comparisons. Using Fischer's Exact Test, it was possible to determine whether these subsamples were alike or different on the ratings of Content Items.

This method of data analysis balanced issues of quantification with the phenomenological spirit of the research. If the two subsamples were independent then the investigator would have had to restrict the reporting of data to frequency level statistics. However, if the subsamples were highly similar, then the investigator could report data with a greater degree of confidence. In effect, the similarity of subsamples could be reported in terms of two small East Tennessee subject samples showing similar results. Results from one subsample would replicate the other and thereby enhance the predictive power of the project.

Lastly, the results of the student couples were compared with the results of the non-student couples to determine whether student status differentiated the groups of subjects in the sample. The statistical procedures for the student-nonstudent groups were the same methods used to compare the randomized group comparisons.

CHAPTER IV

RESULTS

Reliability

The investigator first examined the levels of rater agreement on the descriptive items generated from the interviews. In total, 4314 ratings were recorded across all subjects for the original 174 descriptive statements. A tetrachoric correlation coefficient was performed which assessed the relationship between rater classification when both raters agreed on any given item (i.e., "yes-yes" or "no-no") and when one rater recorded an observation and the other failed to do so. A tetrachoric correlation coefficient of .90 was discerned, indicating a high degree of rater agreement across all subjects for all 4314 ratings in the project.

Having secured more than satisfactory reliability levels on the descriptive statements across all ratings, the investigator calculated rater agreement levels for any given couple. Percent Agreement levels between raters and a tetrachoric correlation coefficient were calculated for each couple, using all 174 items. (See Appendix K for intracouple agreement levels for the original items.)

It was apparent that rater agreement was very high on some items but not as high on others. While the overall agreement levels were high, calculating reliability coefficients across the entire sample of 174 items masked item differences in rater agreement. Therefore, the investigator calculated rater agreement levels on each individual item.

These agreement levels were assessed by the Percent Agreement score between raters for any given item. In addition, the G-Index of Agreement between raters was calculated which takes into account not only agreements between raters but also accounts for disagreements between raters (i.e., one rater endorsing an item while the other rater did not). The Percent Agreement between raters for any given item varied considerably, ranging from 32% to 100%. Table 1 contains the Percent Agreement and G-Index of Agreement Scores for all original 174 items, along with the number of cases per agreement level.

The investigator dropped those items from the project which failed to yield satisfactory rater agreement levels. The investigator chose stricter reliability levels than the rater agreement standards typically utilized in the literature (Cone and Hawkins, 1977). The researcher sought to enhance the predictive power of the research by utilizing higher than normal levels of rater agreement. No item with less than 84% agreement between raters was retained. Using the G-Index of Agreement, all remaining items had at least a 68% agreement level.

Based on these reliability criterion levels, 52 of the original 174 items in the project were dropped. The low rater agreement levels on approximately 30% of the original items appear related to at least three factors. Some of the descriptive statements were poorly written. For example, the item "this couple has a small circle of friends" was an item with low levels of rater agreement. In this case, failure to more clearly define the word "small" probably resulted in lowering the degree of rater agreement. Some items required a greater degree of inference on the part of the rater. In general, the more inferential

TABLE 1

PERCENTAGE AGREEMENT AND G-INDEX OF AGREEMENT
ACROSS ALL ORIGINAL CONTENT ITEMS:
NUMBER OF CASES PER INTERVAL

Interval	Percent Agreement: Number of Cases	G-Index of Agreement: Number of Cases
100%	18	18
95-99%	32	1
90-94%	27	32
85-89%	31	1
80-84%	21	33
75-79%	12	24
70-74%	13	1
65-69%	7	11
60-64%	7	10
55-59%	3	2
50-54%	1	10
45-49%	0	0
40-44%	0	13
35-39%	1	3
30-34%	1	1
25-29%	0	9
20-24%	0	2
15-20%	0	0
10-15%	0	1
0- 5%	0	1
-36%	0	1
Total	174	174

the item, the more difficult it was for the raters to agree or disagree on the applicability of an item to a couple. Examples of these items yielding low rater agreement levels are the following:

1. The husband is the "boss" of this marriage.
2. This is an extroverted couple.
3. This couple has a sense of "it's you and me against the world."

A third group of items resulting in low agreement levels between raters were those associated with concepts rather than concrete behavioral referents. Despite training sessions, the raters experienced difficulty with certain concepts. Items of this sort are listed below:

1. The wife is the distancer in the relationship.
2. The husband is the pursuer in the relationship.
3. The wife is the overfunctioning person in the relationship.

A total of 122 descriptive statements were retained in the project with these statements used in the reporting of the results. Revised levels of rater agreement were calculated with the reliability coefficients increasing to higher levels. For the 3032 ratings recorded across the 122 descriptive statements, a tetrachoric correlation of .97 was found to exist between rater classifications. (See Table 2 for tetrachoric correlation analysis of the 122 Content Items.) Thirteen items were left blank, equaling .004% of the total proportion of ratings and thereby judged to be noncontributory to the results.

TABLE 2

CORRELATION BETWEEN RATERS FOR ALL REMAINING 122 CONTENT ITEMS USED IN THIS STUDY*

	Rater #1		
	Present/Observed	Absent/Not Observed	Total
Rater #2			
Present/Observed	1844	122	1966
Absent/Not Observed	97	969	1066
Total	1941	1091	3032

* $r_{tet} = .97$

After dropping the 52 items of low rater agreement, the degree of agreement on the remaining items for any given couple necessarily increased. Appendix K provided the original analysis of intracouple agreement between raters for all 174 items with all tetrachoric coefficients being statistically significant at the $p<.01$ level. Dropping "poor" items from the sample would naturally increase these levels of agreement. Rather than calculating new tetrachoric correlation coefficients, the investigator used Percent Agreement scores between raters and the G-Index of Agreement to portray revised agreement levels between raters for any given couple. Hence, interitem agreement levels and intracouple agreement levels between raters are both expressed in Percent Agreement and G-Index of Agreement scores. Table 3 lists the intracouple agreement levels on the 122 items used in the study. As shown in Table 3, only two couples presented any significant degree of difficulty for the

TABLE 3

REVISED INTERVIEW ITEMS: INTRACOUPLE RELIABILITY ACROSS REVISED ITEMS

Couple	% Agreement	G-Index of Agreement	N
5	99.18	98.36	122
8	99.17	98.17	121
21	99.14	98.28	116
17	98.36	96.72	122
19	98.36	96.72	122
3	97.54	95.08	122
7	97.54	95.08	122
20	97.54	95.08	122
25	97.52	95.04	121
4	96.72	93.44	122
15	96.72	93.44	122
12	96.72	93.44	122
6	95.04	90.08	121
22	94.17	88.33	120
18	93.44	86.89	122
23	92.56	85.12	121
16	90.08	80.17	121
2	89.34	78.69	122
9	89.34	78.69	122
11	89.34	78.69	122
13	89.34	78.69	122
14	89.26	78.51	121
10	86.78	73.55	121
1	77.05	54.09	122
24	68.91	37.82	119
N = 25	$\overline{X}$ = 93.76		
	x = 5.34		

raters. For the remaining couples, the Percent Agreement score between raters was at least 86% with most levels of agreement well into the 90% range.

In summary, high interitem and intracouple rater agreement levels were established for the Content Items used in the study. Having demonstrated more than satisfactory reliability levels, the investigator could proceed to analyze the data contained in the descriptive statements. For the reader interested in the process of deriving these aforementioned reliability levels, additional information is provided in the Appendices of this project. Appendix L contains the original tetrachoric correlation coefficient generated across all 174 original items in the project. Appendix K contains the original intracouple agreement levels before revision. Appendix M itemizes the statements of low rater agreement with the corresponding levels between raters. These items are clustered in Content Categories identical to those clustered for the remaining 122 items of high levels of rater agreement. In effect, the interested reader can examine which items within any given cluster yielded high levels of rater agreement and which items yielded low levels of agreement.

The investigator next examined the degree of rater agreement on the Beavers-Timberlawn Family Evaluation Scales. The degree of rater agreement between couples across all thirteen scales was determined by the Pearson Product Moment Correlation Coefficient. The resulting correlation coefficients ranged in statistical significance from $p \leq .05$ to $p \leq .01$, with 88% of the ratings achieving the $p \leq .01$ level. These ratings exceed criterion levels achieved by the originators of the

scales. Table 4 contains the agreement levels between raters for each couple across all scales.

The investigator also determined the degree of rater agreement on each of the scales across all subjects in the study. Table 5 contains the levels of rater agreement for each of the thirteen scales. These interscale agreement levels yield correlation coefficients ranging from .399 to .82 with most statistically significant at the $p < .01$ level. The levels of rater agreement exceed norms provided by the originators of the scales. In addition, due to the nature of the subject sample, the interscale agreement levels on some scales are much higher than suggested by the correlation coefficients. For the interested reader, Appendix N describes additional operations performed on the data which bolster the rater agreement levels. In short, more than satisfactory intracouple and interscale agreement levels were established for the Beavers-Timberlawn Family Evaluation Scales.

Rater agreement levels were also calculated on the Interpersonal Checklist. The interested reader is referred to Appendix O for a discussion of the statistical procedures utilized in this type of reliability analysis. Tables 6, 7, and 8 contain the rater agreement levels on the husband, the wife, and the couple as a unit. These tables contain rater agreement levels on any given octant for any given couple. In addition, the Kappa correction was performed to differentiate true rater agreement levels from inflated rater agreement levels due to chance expectancies.

TABLE 4

CORRELATION BETWEEN RATERS FOR EACH COUPLE ON THE BEAVERS-TIMBERLAWN FAMILY EVALUATION SCALES*

Couple	r_{xy}	p
21	.979	< .01
25	.971	< .01
19	.954	< .01
3	.951	< .01
17	.944	< .01
8	.926	< .01
4	.923	< .01
15	.916	< .01
7	.908	< .01
5	.884	< .01
21	.882	< .01
12	.879	< .01
6	.875	< .01
9	.868	< .01
1	.834	< .01
18	.831	< .01
13	.804	< .01
24	.792	< .01
16	.744	< .01
14	.734	< .01
2	.699	< .01
10	.698	< .01
22	.629	< .02
23	.591	< .05
11	.556	< .05

* r_{xy} = Pearson Product Moment Correlation Coefficient

TABLE 5

CORRELATION BETWEEN RATERS ON EACH SCALE OF THE BEAVERS-TIMBERLAWN FAMILY EVALUATION SCALES*

Scale	r_{xy}	p
Power	.607	<.01
Coalition	.574	<.01
Closeness	.729	<.01
Mythology	.560	<.01
Negotiation	.674	<.01
Communication of Self-Concept	.417	<.05
Responsibility	.792	<.01
Invasiveness	.673	<.01
Permeability	.477	<.02
Expressiveness	.422	<.05
Mood and Tone	.536	<.01
Conflict	.677	<.01
Empathy	.399	<.05
Global Health Pathology	.823	<.01

* r_{xy} = Pearson Product Moment Correlation Coefficient

TABLE 6

RATER AGREEMENT FOR HUSBANDS ON THE INTERPERSONAL CHECKLIST: DEGREE OF TOTAL AND PROPORTIONAL AGREEMENT

Agreement Criterion	Number of Cases and Percent Agreement		Percent Agreement with Kappa Correction
Total Agreement	14	56%	55.30%
One Off	6	80%	76.72%
Two Off	4	96%	93.44%
Three Off	1	100%	100.00%

TABLE 7

RATER AGREEMENT FOR WIVES ON THE INTERPERSONAL CHECKLIST: DEGREE OF TOTAL AND PROPORTIONAL AGREEMENT

Agreement Criterion	Number of Cases and Percent Agreement		Percent Agreement with Kappa Correction
Total Agreement	12	48%	47.17%
One Off	8	80%	76.73%
Two Off	3	92%	86.87%
Three Off	2	100%	100.00%

TABLE 8

RATER AGREEMENT FOR COUPLES ON THE INTERPERSONAL CHECKLIST: DEGREE OF TOTAL AND PROPORTIONAL AGREEMENT

Agreement Criterion	Number of Cases and Percent Agreement		Percent Agreement with Kappa Correction
Total Agreement	13	52%	51.24%
One Off	9	88%	86.04%
Two Off	3	100%	100.00%

For the husbands and wives, raters either were in total agreement or differed by but one octant rating in 80% of the cases. When rating the couple as a unit, the degree of rater agreement rose as 88% of the time the raters gave either an identical octant score or the ratings they gave differed by only one octant. These results suggest satisfactory levels of attained rater agreement. With these levels, the investigator could proceed to analyze the data on the Interpersonal Checklist.

Reliability Results

In summary, satisfactory levels of rater agreement were established on all instruments used in this study. A total of 122 descriptive items emerged for Content Analysis. On both the Beavers-Timberlawn Family Evaluation Scales and Interpersonal Checklist, satisfactory agreement levels between raters were obtained. On the psychometric instruments, the investigator averaged the scores given by raters. For example, on the Beavers-Timberlawn Family Evaluation Scales, the raters gave Couple #1 slightly different ratings on the Mythology subscale. Rater #1 gave

the couple a rating of 3 while Rater #2 gave a rating of 4. Therefore, the final score given the couple was 3.5. Similarly, on the Interpersonal Checklist, a summary octant score was obtained by averaging the raw scores given by both raters. The results of this project report average scores on these two instruments. For the 122 Content Items, no such averaging procedure was necessary.

Randomized Subject Comparisons

In an effort to enhance the predictive power of this study while preserving its phenomenological spirit, the subjects were randomly split into two subsamples. The sole exception to this random splitting of subjects into two independent groups was to assign both groups an approximately equal number of student and nonstudent couples. Group A was composed of five nonstudent couples and seven student couples. Group B was composed of six nonstudent couples and seven student couples.

Randomized Subject Comparisons: Interpersonal Checklist

The results of the Interpersonal Checklist were examined for Groups A and B. Figure 2 illustrates the ratings for the husband, the wife, and the couple as a unit for both groups. The solid line denotes the obtained frequencies while the broken line denotes expectancy levels. Visually, the octant ratings appear highly similar for both groups. A correlation coefficient was calculated to assess the degree of association between ratings given to subjects of both groups. Table 9 contains these Pearson Product Moment Correlation Coefficients between raters for each respective category.

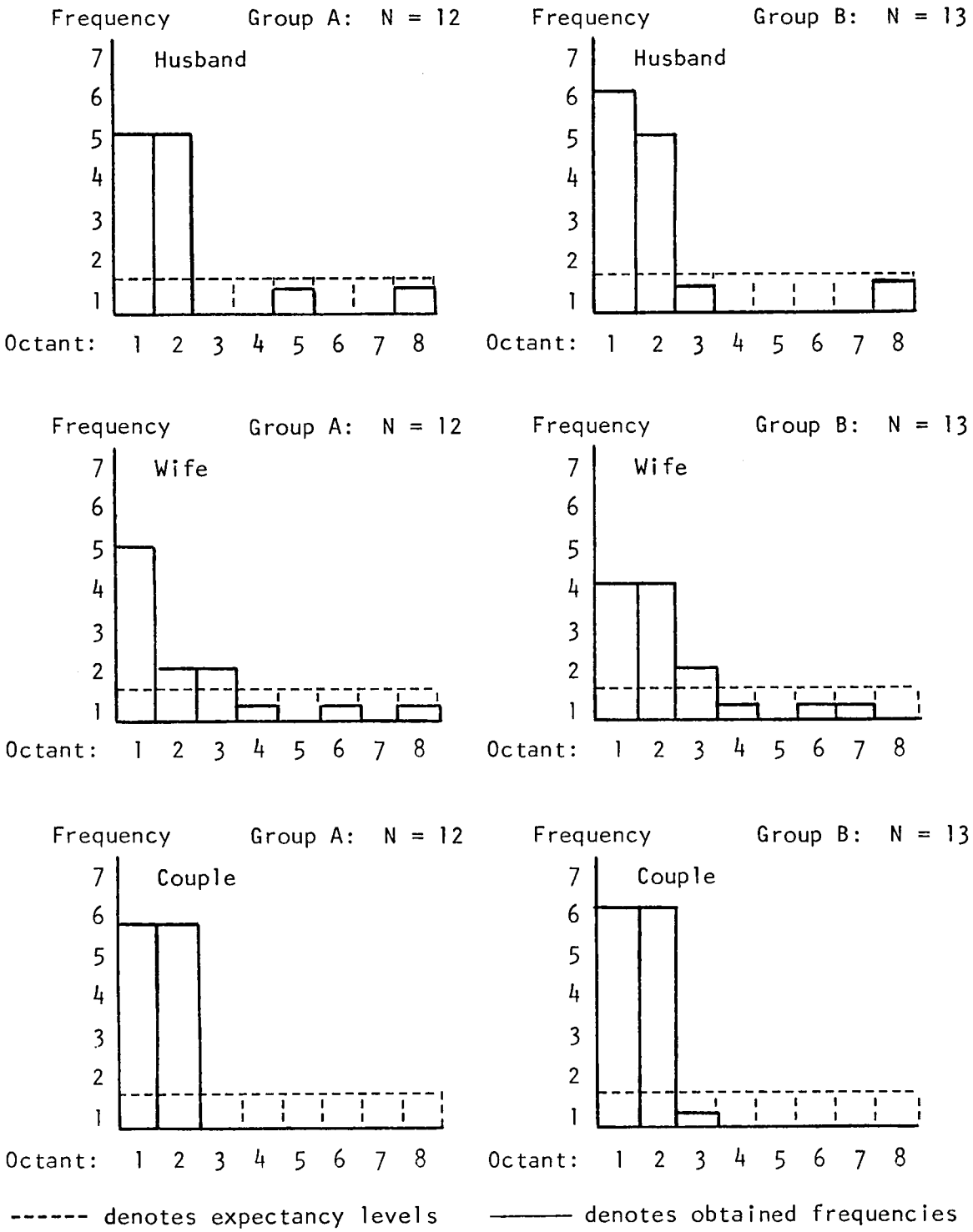

Figure 2. Randomized Subject Comparisons: Visual Illustration of Interpersonal Checklist Results.

TABLE 9

CORRELATION BETWEEN RATERS FOR GROUPS A AND B
ON THE INTERPERSONAL CHECKLIST*

Category	r_{xy}*	p
Husband	.968	<.01
Wife	.808	<.02
Couple as a Unit	.992	<.01

*r_{xy} = Pearson Product Moment Correlation Coefficient

It is apparent that a strong similarity exists between ratings given to subjects of both groups. Given the high positive correlation coefficients, the investigator ruled out the hypothesis of Groups A and B are independent. On the Interpersonal Checklist, the ratings given to Group B strongly support patterns found to be descriptive of Group A.

Randomized Subject Comparisons:
Beavers-Timberlawn Family Evaluation Scales

The investigator compared the ratings given to both groups on the Beavers-Timberlawn Family Evaluation Scales. Since the scale is a five-point interval measure, mean scores on each of the rating scales were compared between both groups. For these sample sizes of unequal number, the Mann-Whitney U Test was used. Since the samples are of sufficient size, the $\overline{z}$ test equivalent can be used to transform the ranks into standard scores. Table 10 contains the group comparisons on the Beavers-Timberlawn Family Evaluation Scales.

TABLE 10

COMPARISON BETWEEN GROUP A AND GROUP B ON EACH SCALE OF THE BEAVERS-TIMBERLAWN FAMILY EVALUATION SCALES

Scale	$\bar{z}$ statistic	Area Contained (Two-Tailed)
Global Health Pathology	-.163	.127
Empathy	.843	.599
Conflict	-.082	.064
Mood/Tone	.707	.522
Expressiveness	.027	.024
Permeability	.653	.484
Invasiveness	-1.278	.799
Responsibility	-.299	.235
Communication Self-Concept	.054	.411
Negotiation	-.054	.411
Mythology	-.408	.318
Closeness	-.734	.535
Coalition	-.462	.354
Power	-1.142	.746
Sum of Scales	-.299	.235

As shown in Table 10, there are no statistically significant differences in the ratings between both groups. The scale closest to suggesting any differences is the Invasiveness subscale but the alpha level of .20 is far from an acceptable level given this sample size. The null hypothesis of independent groups is ruled out. Rather, both groups are highly similar. The ratings given to Group B support the patterns ascribed to Group A.

Randomized Subject Comparisons: Content Items

The 122 descriptive statements generated for content analysis were classified dichotomously (i.e., "yes-no," "present-absent," "applies-does not apply"). Given this method of data classification, a two-by-two contingency table was established for each of the 122 descriptive statements. Due to the small expectancy frequencies of some of the cells in the contingency tables, Fischer's Exact Test was used to compare both groups. Fischer's Exact Test is a robust non-parametric test yielding a probability score measuring the degree to which any given arrangement of cell frequencies could have occurred by chance. Appendix P lists the Fischer's Exact statistic for each item. Table 11 contains the number of cases per probability interval for the group comparisons.

Ratings given to couples in both groups differed only two times out of the 122 possible cases. In other words, 98.4% of the time the ratings of both groups were highly similar. These results indicate the patterns for Group B are highly similar to the patterns ascribed to Group A. An additional statistical procedure compared the contingency table frequencies obtained by rater classification with expectancy

TABLE 11

COMPARISON OF GROUP A AND GROUP B ON THE CONTENT ITEMS: PROBABILITY INTERVAL GROUPING*

Interval	Number of Cases
.01-.05	2
.06-.10	0
.11-.15	4
.16-.20	1
.21-.30	8
.31-.40	3
.41-.50	28
.51-.60	16
.61-.70	3
.71-.80	3
.81-.90	0
.91-1.0	54
Total	122

* = Fischer's Exact Test

levels. The interested reader is referred to Appendix Q for these procedures. In short, the obtained frequencies far exceeded chance expectations and further support the highly similar results for both groups.

Results of the Randomized Subject Group Comparisons

In the hope of augmenting the predictive power of the project while preserving its phenomenological spirit, the investigator randomly split the data into two smaller subsamples. Across all three instruments, there were no major differences between the groups. The hypothesis of independent groups is not supported. Rather, the results of Group B strongly support the patterns ascribed to Group A across all instruments. The patterns found to exist for Group A are replicated by the patterns found to characterize Group B. In effect, the investigator has demonstrated replication of results and can now proceed to report the results of the project with a greater degree of predictive power for samples of the sort used in this study. Given the similarity of groups, the data is collapsed into a composite set in order to facilitate reporting of results.

Student and Nonstudent Couple Comparisons

Before reporting composite results of the project, the investigator sought to determine whether student status was a variable influencing the results of this project. The groups of 14 student couples and 11 nonstudent couples were compared with the same statistical procedures used in calculating the randomized subject group comparisons. Appendix R contains the statistical procedures performed on the student versus nonstudent couple comparison for each instrument. On the

Interpersonal Checklist and on the Beavers-Timberlawn Family Evaluation Scales, no statistical differences between student and nonstudent couples were obtained. Only two items out of a possible 122 cases differentiated the groups in the Content Items or in other words, 98.4% of the time there was no difference between student couples and nonstudent couples on the Content Items. In short, the student-nonstudent dimension is not a significant discriminator among the subjects. Moreover, the patterns of the student-nonstudent comparisons are highly similar to the randomized group comparison.

Composite Results: Demographic Data

Tables 12, 13, 14, 15, and 16 contain demographic data on the subjects' ages, number of years married, children, educational levels, and income levels for all couples in the project.

Subjects range from age 20-45, with the mean and median age range for both husbands and wives being in their late-twenties and early-thirties. Hence, the sample is comprised primarily of young East Tennessee couples. The mean number of years married is six and three-quarter years, with the median year married between four and five years. Ninety-two percent of the sample is of Caucasian descent. The couples demonstrate high educational status, with the mean rating being achievement of a baccalaureate degree. Women in the sample demonstrate a bimodal distribution of education. That is, a number of them have a high school education while a good number of them have pursued graduate courses and/or graduate degrees. Educational distribution among the male subjects is more uniform. There is an approximately equal number

TABLE 12

AGES OF SUBJECTS

Age Interval	Number of Subjects: Husband	Number of Subjects: Wife
20-21	0	1
22-23	2	2
24-25	3	4
26-27	2	4
28-29	2	6
30-31	11	5
32-33	1	1
34-35	2	0
36-37	1	1
42-43	0	1
44-45	1	0
Total	25	25
Mean Age:	29.8	28.12
s =	4.82	4.55
Median Interval Age Range:	30-32	28-30

TABLE 13

NUMBER OF YEARS MARRIED: ALL SUBJECTS

Number of Years Married	Number of Couples
1.50 - 1.99	3
2.00 - 2.99	2
3.00 - 3.99	4
4.00 - 4.99	3
5.00 - 5.99	2
6.00 - 6.99	0
7.00 - 7.99	2
8.00 - 8.99	3
9.00 - 9.99	3
10.00 - 10.99	0
11.00 - 11.99	1
16.00 - 16.99	1
25.00 - 25.99	1
Total	25
Mean Years Married:	6.81 (6 years, 9.6 months)
s =	5.24
Median Interval Years Married:	4.0 - 4.99

TABLE 14

COUPLES WITH CHILDREN VERSUS COUPLES WITHOUT CHILDREN: ALL SUBJECTS

Number of Couples With Children	14
Number of Couples Without Children	11
Total	25

TABLE 15

EDUCATIONAL LEVELS: ALL SUBJECTS

Educational Level	Number of Cases Husband	Wife
High School	0	5
Some college and/or currently working on undergraduate degree	8	5
BA or BS degree	4	4
BA or BS with some graduate courses	1	1
Currently working on MS, MA or MSW and/or obtained MS, MA or MSW	4	9
LLD or working on LLD	3	0
M.D.	1	0
Ph.D. attained and/or working on Ph.D.	4	1
Total	25	25

Median Educational Levels: Husband - BA/BS degree

Wife - BA/BS degree

TABLE 16

INCOME LEVELS: ALL SUBJECTS

Income Level	Number of Couples
$ 1,000 - 4,999	4
$ 5,000 - 9,999	4
$10,000 - 14,999	6
$15,000 - 19,999	2
$20,000 - 24,999	2
$25,000 - 29,999	4
$30,000 - 34,999	0
$35,000 - 39,999	1
Above $40,000	2
Total	25
Median Income Level Interval: $10,000 - 14,999	

of couples with and without children in the sample. Median income level is the $10,000-14,999 range, although the distribution is also bimodal. Student couples often earn less than the $10,000 figure and the non-student couples comprise the group of people earning above $20,000 a year. Demographically speaking, this is a well-educated, young married sample of East Tennessee couples of varying income levels all claiming to be happily married and willing to participate in the project.

Composite Results: Interpersonal Checklist

Figure 3 visually illustrates the octant classifications for all subjects based on rater descriptions for the husband, wife, and couple as a unit. The solid line denotes the obtained frequencies of ratings per octant while the broken line indicates expectancy levels. (The frequency of ratings is also illustrated in the circumflex figures for the husband, wife, and couple as a unit in Appendices S, T, and U respectively.) Some octants are disproportionately overendorsed by the raters and others are underendorsed. To analyze the data, a Chi-Square analysis with Yates correction when appropriate was performed. Results of the Chi-Square analysis for husband ratings are listed in Table 17.

As demonstrated by the Chi-Square analysis, there is a statistically significant overendorsement and underendorsement of octants for the husband ratings on the Interpersonal Checklist. Husbands tend to be described as belonging to either the "managerial-autocratic" or the "competitive-exploitive" octants. Husbands are not likely to be described as belonging in the "distrustful-skeptical," "docile-dependent," or "cooperative-overconventional" octants. These men are described as

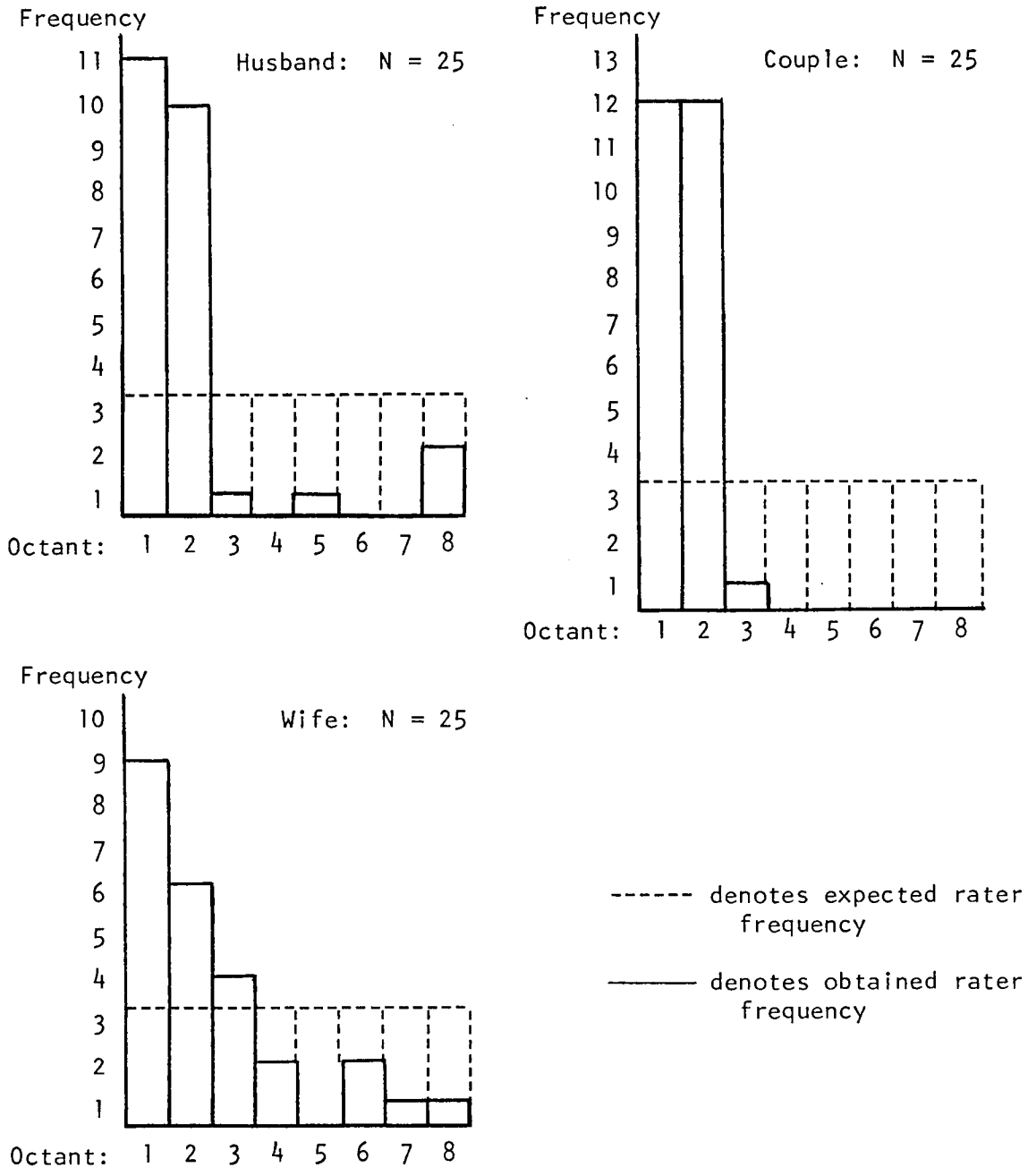

Figure 3. Composite Results: Visual Illustration of Interpersonal Checklist Ratings.

TABLE 17

HUSBAND RATINGS: OBTAINED VERSUS EXPECTED OCTANT FREQUENCIES ON THE INTERPERSONAL CHECKLIST *

Octant Comparisons	Obtained	Expected	X^2	p
All Octant Frequencies versus Chance	See Figure 3	3.125	48.280	<.001
1 versus Rest	11 vs. 14	3.125 vs. 21.875	20.240	<.001
2 versus Rest	10 vs. 15	3.125 vs. 21.875	15.166	<.001
3 versus Rest	1 vs. 24	3.125 vs. 21.875	2.411	NSS**
4 versus Rest	0 vs. 25	3.125 vs. 21.875	4.651	<.05
5 versus Rest	1 vs. 24	3.125 vs. 21.875	2.411	NSS**
6 versus Rest	0 vs. 25	3.125 vs. 21.875	4.651	<.05
7 versus Rest	0 vs. 25	3.125 vs. 21.875	4.651	<.05
8 versus Rest	2 vs. 23	3.125 vs. 21.875	.903	NSS**
4, 6, 7 versus Rest	0 vs. 25	9.375 vs. 15.625	16.027	<.001
1, 2 versus Rest	21 vs. 4	6.25 vs. 18.750	44.093	<.001

* = Chi-Square Statistic with Yates Correction when appropriate.

** = Not statistically significant.

respected personalities, forceful, and having many executive talents such as the ability to lead and manage others. They are seen as independent, self-reliant, and often competitive. The affiliative axis of the circle does not appear to be particularly important in describing these men. While approximately one-half are somewhat affiliative, another one-half are somewhat disaffiliative. What is striking about these husbands is the degree of power attributed to them by the raters. The raters see these men as strong, independent individuals capable of taking care of themselves and successful in managing their day-to-day affairs.

Table 18 contains the Chi-Square analysis for ratings on the wives in this sample. As with the husbands, raters describe these women as belonging primarily to either the "managerial-autocratic" or "competitive-exploitive" octants at a rate exceeding chance expectations. The raters do not describe these wives as "modest-self-effacing." Rather, these wives are described as independent, self-reliant, and capable of taking care of themselves and managing their day-to-day affairs. The raters see these women as respected personalities who can at times become competitive. While the overall results of the rater descriptions for the wives are similar to the descriptions the raters gave to the husbands, the ratings of the wives are more variable. Although no other frequency score reached statistical significance, examination of the respective graph shows more octants were used to describe the wives than were used to describe the husbands.

TABLE 18

WIFE RATINGS: OBTAINED VERSUS EXPECTED OCTANT FREQUENCIES ON THE INTERPERSONAL CHECKLIST*

Octant Comparisons	Obtained	Expected	X^2	p
All Octant Frequencies versus Chance	See Figure 3	3.125	21.4	<.01
1 versus Rest	9 vs. 16	3.125 vs. 21.875	10.823	<.01
2 versus Rest	6 vs. 19	3.125 vs. 21.875	2.183	NSS**
3 versus Rest	4 vs. 21	3.125 vs. 21.875	.08	NSS**
4 versus Rest	2 vs. 23	3.125 vs. 21.875	.903	NSS**
5 versus Rest	0 vs. 25	3.125 vs. 21.875	4.651	<.05
6 versus Rest	2 vs. 23	3.125 vs. 21.875	.903	NSS**
7 versus Rest	1 vs. 24	3.125 vs. 21.875	2.411	NSS**
8 versus Rest	1 vs. 24	3.125 vs. 21.875	2.411	NSS**
1, 2 versus Rest	15 vs. 10	6.250 vs. 18.75	14.973	<.001
2, 3 versus Rest	10 vs. 15	6.250 vs. 18.75	2.44	NSS**
1, 2, 3 versus Rest	19 vs. 6	9.375 vs. 15.625	14.811	<.001

* = Chi-Square with Yates Correction when appropriate.

** = Not statistically significant.

Table 19 contains the Chi-Square analysis performed on rater descriptions of the couple as a unit. The results of the rater descriptions for the couple as a unit are even more striking. These couples are described as belonging to either the "managerial-autocratic" or the "competitive-exploitive" octants at a rate far exceeding chance expectancies. The couples are not described by the following octant labels: "modest-self-effacing"; "docile-dependent"; "skeptical-distrustful"; "cooperative-overconventional"; and "responsible-overgenerous." These couples are seen as independent, self-reliant, and able to take care of themselves. They have the ability to manage their affairs successfully and stand "on their own four feet." At times they are competitive. Like the individual ratings of the husband and the wife, the couples as a unit are seen as powerful and possess a good deal of strength.

Summary: Interpersonal Checklist Results

The most distinctive feature of the rating given these subjects on the Interpersonal Checklist is the degree of power and strength ascribed to them. For the husband, wife, and couple as a unit the raters describe these subjects as powerful, independent, and self-reliant. They have the ability to successfully manage their day-to-day affairs and at times can become competitive. Ratings for the wives are more variable but most are seen as powerful. Raters fail to use the following octants to describe these men or the couples as a unit: "skeptical-distrustful"; "docile-dependent"; and "cooperative-overconventional." Clearly, power appears as more salient than affiliation in these rater descriptions.

TABLE 19

COUPLE AS A UNIT RATINGS: OBTAINED VERSUS EXPECTED OCTANT FREQUENCIES ON THE INTERPERSONAL CHECKLIST*

Octant Comparisons	Obtained	Expected	X^2	p
All Octant Frequencies versus Chance	See Figure 3	3.125	51.3	<.001
1 versus Rest	12 vs. 13	3.125 vs. 21.875	26.046	<.001
2 versus Rest	12 vs. 13	3.125 vs. 21.875	26.046	<.001
3 versus Rest	1 vs. 24	3.125 vs. 21.875	2.411	NSS**
4 versus Rest	0 vs. 25	3.125 vs. 21.875	4.651	<.05
5 versus Rest	0 vs. 25	3.125 vs. 21.875	4.651	<.05
6 versus Rest	0 vs. 25	3.125 vs. 21.875	4.651	<.05
7 versus Rest	0 vs. 25	3.125 vs. 21.875	4.651	<.05
8 versus Rest	0 vs. 25	3.125 vs. 21.875	4.651	<.05
1, 2 versus Rest	24 vs. 1	6.250 vs. 18.750	64.413	<.001
1, 2, 3 versus Rest	25 vs. 0	9.375 vs. 15.625	40.027	<.001

* = Chi-Square Statistic with Yates Correction when appropriate.

** = Not statistically significant

The investigator checked the frequency of significant results versus the expected frequency of significant results to insure the clustering in Octants 1 and 2 identified "true" overdorsements. The reader is referred to Appendix V for these procedures. In short, the results far exceed chance expectations.

Composite Results:
Beavers-Timberlawn Family Evaluation Scales

The mean ratings for each scale of the Beavers-Timberlawn Family Evaluation Scales across all couples are listed in Appendix W. When comparing the ratings given these couples with normative data, it becomes apparent that the pattern of mean scores demonstrated by these subjects is highly similar to the pattern of mean scores shown by "healthy" families. In fact, for most of the scales the subjects attain "better" mean ratings than ratings ascribed to "healthy" families. For example, on the Global Health Pathology Scale (10-point scale), "healthy" families attain a mean rating of 4.0 while the subjects of this sample received a mean rating of 3.16.

A closer examination of the data on the Beavers-Timberlawn Family Evaluation Scales suggests a mean score analysis camouflages some significant trends in the data. First, the raters did not use the full five-point range on some of the scales. Six scales have mean scores ranging from 1.0-3.0. These scales are power, coalition, responsibility, expressiveness, mood/tone, and empathy. For the remaining seven scales, mean scores above and below the midpoint of the respective scale are recorded. These remaining seven scales have a total of 29 ratings below the midpoint of any given scale. The scales and number of below midpoint ratings are listed in Table 20.

TABLE 20

SUBSCALE ANALYSIS OF BELOW MIDPOINT SCORES ON THE BEAVERS-TIMBERLAWN FAMILY EVALUATION SCALES

Scale	Number of Scores Below 3.0
Closeness	4
Mythology	4
Negotiation	2
Communication	2
Invasiveness	5
Permeability	1
Conflict	4
Global Health Pathology	7*

* 10-point scale; therefore, number of cases below mean score norm for healthy families ($\overline{X}$ = 4.0).

A total of six couples attained a Sum of the Mean Scale Scores exceeding 31.0 which is considered normative for healthy couples. These six couples account for 26 of the 29 below midpoint scores in the entire sample. Hence, two naturally appearing groups emerge from the data on the Beavers-Timberlawn Family Evaluation Scales: a group of 19 couples with Sum of the Mean Scale Scores less than 31.0 and a group of 6 with Sum of the Mean Scale Scores exceeding 31.0. Table 21 compares scale scores for these two groups on the Beavers-Timberlawn Family Evaluation Scales.

TABLE 21

COMPARISON OF GROUP CLUSTERS ON THE BEAVERS-TIMBERLAWN FAMILY EVALUATION SCALES

Scale	Mean Score of Group <31.0	Mean Score of Group > 31.0	d Score (difference)
Power	1.553	2.083	.53
Coalition	1.289	2.167	.878
Closeness	1.895	3.000	1.105
Mythology	1.789	3.167	1.378
Negotiation	1.684	3.000	1.316
Clarity	1.789	2.583	.794
Responsibility	1.526	2.667	1.141
Invasiveness	2.184	2.917	.733
Permeability	1.553	2.833	1.28
Expressiveness	1.816	2.583	.767
Mood and Tone	1.105	1.917	.812
Conflict	1.895	3.417	1.522
Empathy	1.632	2.667	1.035
Sum of Scales	21.711	35.000	13.289
Global Health Pathology	2.421	5.5	3.079

As illustrated in Table 21, there is considerable difference in the ratings given to subjects of these two groups on each of the subscales. On every scale, the group with the Sum of the Mean Scale Scores exceeding 31.0 receives ratings of interactional behavior considered "less healthy" than ratings given the remaining 19 couples. The difference in mean scores between groups is striking since the subscales have but a five-point range. Six of the scales yield mean ratings that are average or above average scores. For the remaining seven subscales shown in Table 21, it is not prudent to rely on a mean score analysis to summarize the data. What appears to be happening on the remaining seven subscales is that the two naturally appearing groups are "canceling" each other out by an averaging of high and low scores.

This patterning of data suggests there are some interactional behaviors which characterize all couples and others that are demonstrated with a great degree of variability. While the overall configuration of scores exceeds norms for healthy families, there are particular patterns to this sample of subjects which identify some interactional behaviors as consistent descriptors across all subjects and others that are highly variable.

These happily married couples demonstrate the following interpersonal behaviors consistently across all subjects. They tend to demonstrate an egalitarian distribution of power in the relationship. A strong parental coalition exists between them. Raters view them as taking personal responsibility for their thoughts, feelings, and actions. These couples express themselves freely with empathic responsiveness to the spouse commonly observed. Lastly, the mood

and tone of the relational ambiance is warm, optimistic, humorous, and affectionate. These interpersonal behaviors are consistent descriptors across all couples and might be thought of as the "core" interpersonal behavior common to all of them.

Along with these "core" descriptors are interactional behaviors with significant variability from couple to couple. Some show a couple mythology judged to be congruent with rater impressions; others see themselves very differently than the way in which they appear to observers. Some couples show good problem-solving skills; others do not. Closeness is not a key discriminator. Boundaries is another non-differentiating item. Some couples are close and show well-defined boundaries while others are close but demonstrate a fused, clinging ambiance in the relationship. Much variability exists when examining the interpersonal behaviors described by the concepts of closeness, boundaries, clear communication, invasiveness, amount of conflict present, mythology, problem-solving skills, negotiation, and permeability. In contrast to the "core" descriptors, these subscales yield no consistent patterns other than variability in behavior.

The clustering of "core" and "variable" interactional behaviors helps account for the emergence of two naturally appearing groups in the data. The core interpersonal behavior might be thought of as the "ground" upon which the variable subscales are held "figural." The interaction of the "figure-ground" patterns gives the couples their unique interactional styles, all of which are consistent with interactional styles shown by healthy couples.

An important question raised in the research is whether there exists a genuine discrimination of core and secondary interpersonal behavior clustering or whether the data are a function of sample selection. For example, one might ask if six couples who are not "really" happily married somehow crept into the sample. The argument of subject selection bias does not gain support from the randomized group comparisons already reported. If one assumes a selection bias, then the probability of attaining such a bias must be multiplied by the probability of attaining the identical selection bias a second time in order to arrive at the results of the randomized group comparisons. A more likely explanation is that the group clusterings identify more than one type of happily married couple in the sample, differentiated by the patterning of "core" and "variable" interactional behaviors. The "fitting together" of these core and secondary variables results in the emergence of two groups of happily married couples. Results of the Interpersonal Checklist support the "fitting together" hypothesis of core and secondary variables. The scores on the Interpersonal Checklist for the six couples attaining a Sum of the Mean Scale Scores exceeding 31.0 are presented in Table 22.

The ratings for the husbands and couple as a unit are congruent with the overall results of the Interpersonal Checklist: they tend to be seen as either Octant 1 or 2 characters. For females, the overall results of the Interpersonal Checklist placed most females in either Octant 1 or 2 as well. However, for these six couples, not one of the wives receives an Octant 1 or 2 rating. In short, there is support for two groups of happily married couples in the sample across two instruments.

TABLE 22

INTERPERSONAL CHECKLIST SCORES FOR SIX COUPLES
WITH SUM OF MEAN SCALE SCORES EXCEEDING 31.0

Couple	Octant Score Husband	Octant Score Wife	Octant Score Couple
13	2	3	3
2	2	6	1
22	1	3	2
24	2	4	2
1	2	3	2
11	1	3	2

Composite Results: Content Item Analysis

A two-by-two contingency table with Chi-Square analysis was performed on each of the 122 descriptive statements, using Yates Correction when indicated. These composite contingency tables could be established for each item, since the results of the randomized group comparisons indicated the proportions in the cell arrangements were similar for both groups (Everitt, 1977). Appendix X lists the contingency table results for all 122 items. Appendix Y compares the cell arrangement frequencies to chance expectancy levels and demonstrates the results far exceed chance expectancies.

The investigator sought an economical way of presenting the results. Rather than present an item by item account of all 122 statements, the investigator clustered together items which appeared similar or dissimilar. The item clusters are based on the investigator's judgment of the relationship among individual items in the sample. A total of 14 item clusters were established from the 122 descriptive statements. Table 23 contains the Item Clusters and the number of descriptive statements per cluster.

A few of the features of the item clusters require clarification. First, the investigator arranged the descriptive statements in a manner to reduce bias introduced by rater response sets and/or halo effects. This method results in items in the clusters yielding both a high "yes-yes" percentage and "no-no" percentage score. As such, some clusters contain a dichotomous classification of statements. There occasionally arose the problem of clustering opposing items in a cluster. For example, in the Sex cluster, two items were: "sex is important in this

TABLE 23

CLUSTER GROUPS: CONTENT ITEMS

Name of Cluster	Number of Items per Cluster
Rater Impressions	4
Interpersonal Behavior	20
Sex	3
Problem-Solving	11
Finances	3
Common Sense	12
Intimacy	12
Commitment	8
Couple Constancy	17
Similarities and Differences	11
Communication	8
Chores	3
Family Relationships	6
Miscellaneous	4
Total:	122

marriage" and "sex is not important in this marriage." While placed in the same cluster, they were not both counted in the overall calculation of the Chi-Square statistic for the cluster. To do so would have artificially inflated the statistics performed on the data. Instead, opposing items were averaged. A total of 12 items were involved in this procedure.

Table 24 contains the Chi-Square results for each of the clusters in the study. A cluster by cluster narrative will be reported in this section. The interested reader is referred to Appendix Z for an item by item analysis of the data. Appendix Z lists both the content of the item and the resulting Chi-Square statistic. Table 24 lists solely the overall results of each cluster analysis, with corresponding Chi-Square values.

Rater Impressions Cluster

The raters felt these couples gave the interviewer an honest picture of themselves and on the average, the raters saw the couples as very happy. Even if the raters felt these marriages were not constructed along lines the raters would prefer for themselves, the raters did see these marriages as working for the couples in question. Ratings given to item 80 did not yield statistically significant results. On this item, 32% of the couples were seen as deceiving themselves and having more conflict than reported. For another 60% of the couples, there was no disagreement between rater perceptions of the amount of conflict existing in the couple and the couple's self-report of conflict. Ratings of conflict in the marriage was a non-differentiating item in the sample. A similar finding on the Beavers-Timberlawn Family

TABLE 24

CLUSTER ANALYSIS

Name of Cluster	X^2 Entire Cluster	p
Rater Impressions	57.522 (N = 4)	<.001
Interpersonal Behavior		
A. Affirmative	282.22 (N = 13)	<.001
B. Negative	85.33 (N = 7)	<.001
Sex	66.216 (N = 3)	<.001
Problem-Solving		
A. Affirmative	153.888 (N = 8)	<.001
B. Negative	37.355 (N = 3)	<.001
Finances	17.894 (N = 3)	<.001
Common Sense		
A. Affirmative	135.029 (N = 6)	<.001
B. Negative	130.116 (N = 6)	<.001
Intimacy		
A. Affirmative	181.537 (N = 10)	<.001
B. Negative	49.00 (N = 2)	<.001
Commitment	165.762 (N = 8)	<.001
Couple Constancy		
A. Affirmative	187.184 (N = 9)	<.001
B. Negative	150.102 (N = 8)	<.001
Similarities and Differences		
A. Affirmative	121.79 (N = 7)	<.001
B. Negative	* (N = 4)	
Communication	124.469 (N = 8)	<.001
Chores	** (N = 3)	
Family Relationships	*** (N = 6)	
Miscellaneous	**** (N = 4)	

* = Not calculated as 75% of the items in this category were opposites; therefore, scores averaged and counted in the affirmative cluster.

** = Not calculated for the entire cluster as 2 of the 3 items were not statistically significant; see Appendix Z for details.

*** = Not calculated as 4 of the 6 items were not statistically significant; see Appendix Z for details.

**** = Not calculated as items do not fit one identifiable cluster; see Appendix Z for types of items grouped in the Miscellaneous category.

Scales suggested the notion of "conflict" was not a useful discriminator among these couples. The rater impressions support the claim that these self-selected happily married couples would, in general, be labelled happily married by independent observers.

Interpersonal Behavior Cluster

Interpersonally, these couples are honest and show respect for one another. A considerable amount of humor and warmth are present in the relationship. They are supportive of one another with dependability an important element of their interpersonal behavior. They report bolstering each other's self-esteem with many couples clearly valuing the ability of the spouse to "pick me up when I'm down." While they try to help the other grow, no one believes it is his/her job to make the spouse happy in life. Self-knowledge of their wants, likes/dislikes, and expectations of the other is seen by the couples as important to making their marriage work. These couples are able to delay gratification of their wants. The personality styles of the individual members of the couple fit well with each other. They are not described as introverted. The wives are not trying to change their husbands nor are they busy attempting to define how their husbands should think or feel.

Sex Cluster

These couples all practice sexual fidelity with none reporting a sexually "open" marriage. Nearly all of the couples believe sex is an important aspect of their relationship. While some couples did state "sex is not the most important thing in the relationship," they do not minimize the role of sexuality in their relationship. Many

couples spoke of problems in initially adjusting to each other sexually. They share an implicit assumption that sexuality should be an enjoyable process for both parties. Couples often spoke of their sexual behavior as a "barometer" which measures the overall emotional climate of the relationship. If things are going well in the relationship, many couples state their sexual life is good and vice versa. Many report the first clue to an emerging problem is often signalled by a change in the couple's sexual behavior.

Problem-Solving Cluster

These couples freely admit having disagreements with most couples stating disagreements and arguments are givens of being married and to be expected. For these couples, disagreements are time-limited. Many couples spoke of not being able to go to sleep if disagreements were not resolved. During these times, some couples felt compelled to arrive at some sort of resolution before going to sleep. Others felt there are certain unresolvable "bones of contention" in the marriage which never get worked out. In these cases, one member of the couple decides to "put down the gloves" and stop arguing. In general, these couples were effective problem-solvers, even if no solutions came to pass. They generate alternatives for solving problems and show a willingness to compromise. They work their problems out between themselves without involving other family members. Many spoke of the importance of keeping the problem focused between them without anyone "running home to mother."

Problem-solving is a broad concept and can apply to a number of behavioral referents. These couples did not always solve their problems

and at times, they did not show what would be described as effective problem-solving skills. However, they appear particularly skillful in identifying the sources of their problems. They differentiate situational conflicts from conflicts within the marriage very skillfully. Some vignettes from the interviews help illustrate this "differentiation ability" shown by the couples.

> Couple 23 (male):
> We'd seen it before, this breaking up thing, and it usually is centered around stress, what's going on with us at the time, and it really hasn't been anything particular that we really dislike about each other--it's always been a situational thing that brought up something that caused us to disagree and it's not us disliking each other. We've never . . . it's never been anything that really . . . like I ask her, this is how we resolve that, "what is it that you really don't like about me that would warrant you to divorce me?" Came up with zero. Same thing there. So we said, "well, why are we going to get a divorce then?" I think it's something situational--it's not you and I that we really don't like--it's what we are doing that we don't like. So we said "let's pinpoint what it is that we don't like." That's how we started working on the problem rather than picking at each other.

> Couple 19 (male):
> In terms of reacting to the world's attitudes, you can't let other attitudes slip into things and you can't let the gore you see at work . . . we're both in professions, the kind of thing, if you take it home with you, you're cooked. You can't do it.

These examples illustrate the couples' ability to sort out situational stress from problems originating within their relationship. Other than this sorting ability, the couples often had difficulty being able to identify exactly what they do that promotes efficient problem-solving. Strategies of solving problems differ from couple to couple. Some hold talk sessions while others prefer "cooling-off periods." As shown in the Beavers-Timberlawn Family Evaluation Scales and now in the Content Item Analysis, there is great variability in problem-solving

methods, with each couple choosing the method that "best fits" their style. Whether they actually solve a problem or what kinds of techniques they use do not appear to be the key ingredient to working things out. Rather, the key to their success appears to be the assumption they share: we will work it out. Simply having this faith appears to enhance their ability to resolve problems confronting them.

Finances Cluster

These couples struggle with money problems with many believing financial problems are often "the straw that broke the camel's back" in couples choosing divorce. All couples had to learn ways to cope with money woes. They flatly reject the illusion sometimes held in the public eye that happily married people do not have financial problems.

Common Sense Cluster

The subjects are all seen as possessing a good deal of "common sense." They are sensible, practical, and down-to-earth. They do not espouse a "let's live for today" philosophy of life. Rather, they make plans and work towards attaining goals they set for themselves. These couples accept limitations in themselves and in their mates. Above all else, these couples demonstrate a practical, pragmatic outlook on life. While many describe themselves as romantic, they do not demonstrate romanticized views of life or marriage. The following statement is typical of these subjects.

> Couple 24 (female):
> It would be different if he beat me or mentally tortured me but these others keep thinking the grass is greener on the other side--well, it never is . . . they keep looking for this certain kind of guy . . . they're just never gonna find him because it's just a dream . . . an idea.

None of them perceive marriage as a means of satisfying all of their needs. In fact, part of the reason for their success appears to be that they do not expect an inordinate amount out of their marriage. They want a home, some children, and an existence which might be labelled the "middle class life-style." They tend not to let the "little things" bother them and they are not the sort of people to "make mountains out of molehills." Instead, they appear steady and possess the sort of knowledge attributed to people seen as having "common sense." This cluster is highly similar to the types of descriptors on the Interpersonal Checklist shown to typify the sample.

Intimacy Cluster

While a sample of people with "common sense" and steadiness, these are people who also know how to enjoy themselves. They are not stodgy but very much alive. They enjoy each other's company. They prefer spending time with their mates and more often than not, they call themselves "best friends." Many have nicknames and/or pet names for each other. Some report special moments shared by just the two of them such as taking walks or lying in bed simply talking. Raters saw them as intimate couples and all but one of the couples thought the word "intimate" applied to them. The definitions of "intimate" varied considerably, with no one definition applying to all couples. Some equate intimacy with sexuality. Others think of intimacy as a sense of shared closeness while another group described intimacy as the sharing of secrets. These couples draw a distinction between the boundaries of their relationship and their relationships with other people. A clear distinction between "public" and "private" exists in the relationship.

Sexuality, secrets, fantasies, and certain feeling states were often reserved for expression solely in the marital relationship. The couples report a difference in felt closeness between the two of them versus the degree of closeness they feel with others. They feel their spouse is "number one" in their lives and they behave in a manner demonstrating this ranking to their partner. While this is a group of steady people, they often engage in a number of experiences which the psychoanalyst might define as "regression in the service of the ego" (Kris, 1952). Clowning, being silly, and engaging in behaviors that observers might label as "immature" were reported that appear to occasionally "spice up" or "refuel" the relationship. For example, one couple spoke of being separated for a number of months due to work demands. Each member spoke of the loneliness of the separation and the trying months of "trying to get ahead." On Easter, the husband of this couple prepared an Easter egg hunt in the house, much to his wife's surprise. The "seeking and finding" aspects of this game served to help both members gain some peace in what had been a difficult period in their lives. To an outside observer with no knowledge of the couple's dynamics, this game might seem quite infantile and primitive. Yet this regression of sorts (they were a highly functional couple) appeared to "recharge their batteries" for facing life's demands while augmenting the depth of their relationship. Episodes such as these were frequently mentioned by the couples and nicely complemented their solidity, identified by other measures used in the project.

Commitment Cluster

Raters describe these couples as "committed" with all but one of the couples reporting they were a "committed couple" (the sole exception was a couple each with a previous marriage). They define commitment in many different ways although a commonality in definition emerged from the data. Nineteen of the couples define commitment as "permanent, for the rest of our lives" with raters seeing these couples sharing the assumption that they will remain married until death. Raters see the couples as determined to make the marriage flourish and provide meaning in their lives. The couples believe marriage "is not a rose garden" with many reaffirming popular cliches such as "marriage is what you make of it" or "you reap what you sow." Persistence, endurance, and the ability to "stick it out and hang in there" are reported as critical to making the marriage work. It is important to note that nearly all of the couples made it a point to inform the interviewer they were not in favor of staying married "at all costs." Most stated they will seek a divorce if the marriage fails to thrive. What they did want to communicate to the investigator is that they are not in favor of frivolous choices and/or divorce as a problem-solving technique. The intensity of the commitment which characterizes these couples is nicely captured in this humorous vignette from one of the interviews.

> Couple 24 (male):
> I think you should have a firm commitment where you're going to make it through everything until you become suicidal (laughter) . . . if you feel like . . . if you're really suicidal, maybe it's time to quit--if you stay suicidal too long. A day or two--that's not too bad--anybody can be suicidal a day.

These couples consistently report marriage takes hard work and effort. Some highlight the amount of time required to create a satisfying marriage. They believe divorce occurs primarily because other couples "do not try hard enough." All subjects consistently define divorce as resulting from not trying hard enough to create marital satisfaction. Instead, they see other couples as too passive and expecting satisfaction to happen to them rather than the couple making it happen. Discounting any suggestions of "having something special," these couples describe themselves as simply being more willing to invest the time and effort to make the marriage work. In fact, some couples report resenting comments from family and friends which imply they have some "special ingredient" or that marriage has come easy for them. Couples feel the aforementioned statements devalue the degree of commitment extended to making the relationship blossom.

Couple Constancy Cluster

"Couple constancy" is the label chosen to summarize a number of items descriptive of these couples. The label "couple constancy" is chosen because it identifies items containing a sense of "coupleness" and a sense of constancy in their relationship.

These couples have weathered "hard times together" and they conclude that on balance, the good times outweigh the bad. In couple after couple, moving stories of various struggles and "storms of life" were reported such as job stresses, death, school pressures, sexual affairs, illness, and others. The flavor of these couples "weathering hard times" is portrayed in the following vignette from one of the interviews.

Couple 21 (male):

We've seen it about all. I don't think life holds many more surprises for us. It's kind of like going to the fair when you're a little kid with a pocketful of money. You don't miss a single ride, you know, you take them all and we've had all the excitement that you could ever want. We've been well-off materialistically, had more money than we had any idea what to do with. We've seen the fun and the heartaches. We lost a child to a very sad, terminal illness. Little fella really struggled for a long time to make it. We've nearly lost Alice. She lost two kidneys and we went through all those things. She went through my flings and I went through hers (laughter) and she saw me totally fail 2-3 times in business attempts--just get wiped out--so we've gone the whole roller-coaster ride.

While this particular couple had more than their share of "hard times," the sense of having mastered past struggles which characterized their lives was present for all of the couples. A strong sense of teamwork and connectedness to each other is present for these couples. They see marriage as a partnership where "being a couple" is valued. They have developed a strong sense of "couple identity" in addition to their respective individual identities. This "couple identity" is articulated by one of the couples as follows:

Couple 11 (male):

I have my own pursuits and I go out with my friends and she has her own pursuits and goes out with her friends and when we get together, it's teamwork, it's compatibility. There's some entity which we both function in such that I have to do some sacrificing, she does, I have to make her happiness . . . her happiness and my happiness are contingent on one another. I conceive of that as essentially another entity. It's not two people sucked up and living for each other but at the same time it's not two individuals that are never going to contact. It's like Venn Diagrams.

There is steadiness and stability to these couples. Raters do not see them as having doubts about their ability to cope with the demands of life. Change is seen as something positive for growth and it is sought in order to help occasionally provide a change of pace in their lives.

However, these are not couples always in flux or on the brink of a crisis. On the contrary, there is a good deal of routine and predictability in their relationship. They live busy lives but with a sense of "being anchored" to them. These couples do not see "the grass being greener on the other side of the fence" with respect to their marriage. This perspective is nicely put in the following vignette from one interview.

> Couple 24 (female):
> Even if I threw Tim away and decided I was gonna get someone else, I would just have to start all over going through all this you know that we've worked through and God--why torture myself two times, you know? (laughter) We've got this far. And, uh . . . I seen a lot of men and I've thought . . . "boy I wish I was married to them," you know . . . they act like they got so much more on the ball and then I just sort of reflect and I think "well, Good Lord, maybe they never brush their teeth" . . . you just never know.

These couples report they are more happily married than other people. Many claim others have already asked them for "the secrets of their success" long before this interview. In fact, many spoke of their marriage with a sense of "healthy narcissism."

Finally, they are optimistic about their future. Despite their "hard times," they remain "sold on each other." When necessary, they use their relationship as a "haven" of sorts to temporarily shut off the rest of the world and allow them time to regroup before again embarking to face the world at large. They share a history of connectedness built over time. Many couples see mastery of their "hard times" as fostering a solid foundation in their marriage. These couples developed a faith in themselves and in the strength of their relationship. They believe in themselves, their ability to master life's demands, and the ability of the relationship to endure and prosper. All demonstrate this stable yet growth-producing "couple identity."

Similarities and Differences Cluster

Raters saw the couples having similar goals, common interests, and similar values. They often enjoy the same recreational activities. The value systems and goals of the couples were judged to be compatible. More often than not, they even liked the same kinds of foods. The raters thought the student couples had similar rearing experiences, while the non-student couples were seen as having different rearing experiences.

Other than these global statements, it is very difficult to identify with precision the similarities/differences patterns of these couples due to the great degree of demonstrated variability in this sphere. Six couples wanted a new home and seven said they were alike in enjoying "fixing up the house." The most common response to similar goals was that they wanted a nice home, children, and to become "middle class." Some couples cited similar personality characteristics and behavior patterns such as "both like to gossip," "both need somebody," and "both are perfectionistic." Often couples stated that they liked the same kinds of activities but the range of activities varied enormously and included things such as travel, camping, going to church, seeing friends, playing cards, sports, and watching people at shopping centers. Differences often cited were personality characteristics such as "he's a go-getter, I'm more laid back," or "she is more emotional, I'm more calm" or "she is more self-confident than me." Due to the degree of demonstrated variability, only very global statements can be discerned. Therefore, the similarities/differences cluster is not very useful in this project.

Communication Cluster

The Communication Cluster shows that these couples have explicit expectations for each other and make these known. Couples try to make their thoughts, feelings, and needs clear to the spouse. None of the couples report making an active effort to improve their communication skills per se. Instead, they try to keep the "communication channels" open and talk when the need arises. Couples tend to use each other as a "sounding board" or to gain a confidant's opinion on some matter. Husbands demonstrate a congruence between implicit and explicit expectations held for their wives.

Also included in this cluster is an item which failed to differentiate the subjects. Sixty percent of the couples were seen to communicate clearly when trying to work out problems while another 40% did not communicate clearly during these times. This finding is consistent with the results of the Beavers-Timberlawn Family Evaluation Scales which showed "clarity of communication" to vary considerably among the couples in the sample.

Chores Cluster

Two of the items in this cluster failed to achieve statistical significance. Neither "household chores are delegated along the lines of personal preference" nor "at some point in the marriage household chores were a source of conflict for this couple" differentiated the subjects. The raters did feel household chores were not a source of conflict for these couples at present. However, this item received a Fischer's Exact p of .037 on the randomized subject group comparisons thus rendering it an item with low predictive power.

Variability is the norm when the Chores cluster is examined for these happily married couples. Some couples do chores by preference, others do not. Some have actually sat down and mapped out who does what in the household, while others never have. For some, chores have been a source of stress in the marriage. For others, problems have never arisen in this sphere of married life. Some couples make deals, others simply take on chores because the job needs to be done. A number of couples divide chores by traditional male-female roles, others do not. Convenience is another method used for dividing up household duties. There are some couples where one spouse tends to do most of the work. Perhaps the only consistent trend in the Chores cluster concerns who does the laundry. A number of couples spontaneously mentioned that one member of the dyad tends to be "more picky" when it comes to doing the laundry. If you were the "more picky" member of the dyad, then you tended to do the laundry for the two of you.

In short, there did not appear to be unequivocal differentiating descriptors in the Chores cluster, with a good deal of variability noted.

Family Relationships Cluster

All couples felt their family of origin had a definite influence on their current marital relationship. However, there was no significant difference between the number of couples seeing the parental effect as "positive" and the parental effect as "negative." Husbands and wives reported in approximately equal numbers coming from homes where they felt they saw "good parental marriages" and coming from homes where they felt they witnessed "bad parental marriages." What appeared to matter was not whether one came from a home with a "good" or "bad" marriage,

but whether or not the couple was able to use the parental marriage as a standard for measuring their current marriage. Nearly all of the couples from "bad parental marriages" spoke of wanting to do things differently or of using the experiences they witnessed as lessons in "how not to act in a marriage." For those who saw "good parental marriages," they mentioned wanting to build into their marriage similar aspects they felt were assets in their parents' marriages. What appeared important was whether or not the couple was able to use their past experiences as a catalyst for change or for role modeling purposes.

Miscellaneous Cluster

Items 63 and 68 tapped the same content, which describes these couples as having many support systems outside the marital unit. Friends, church involvement, work activities, family and extended family, and other community ties were in abundance among these couples. They were not couples who would be labelled "social butterflies." However, they do have identifiable connections to the community at large. These are not couples for whom the term insularity would apply. More often than not, they had a select group of friends they see on a regular basis.

Those couples who have children describe them as a further extension of marital happiness. They report not building their lives around the children and clearly enjoy being parents.

Religion was a nondiscriminating item in the sample. For some of the couples religion was very important, with a few claiming to be born-again Christians. Many reported no religious preference and did not see religion as particularly relevant to any discussion of marital satisfaction. The student couples tended to see religion as important, while

the non-student couples did not identify religion as an important variable in making their marriage work.

An Integrated View of the Results: Portraits of Happily Married Couples

Many significant patterns emerge from the data of this project, identifying certain psychological processes to exist for this sample of happily married people. In this section, the results are reviewed to pinpoint the key findings of this project.

First, a high degree of rater agreement was established for all measures in the project. The results illustrate that the methodological approach used in the study can generate data with more than satisfactory rater agreement levels and can provide phenomenological data capable of empirical verification. Some descriptors with good rater agreement levels are identified while other items resulted in low rater agreement. Consistent with the research literature, those items with more concrete behavioral referents result in higher rater agreement levels. The randomized subject group comparisons result in two small subsamples replicating the patterns found to be descriptive of each other and thereby enhance the predictive power of the project.

In this project, several features are recognized as "common" to all subjects. These "common" features might be thought of as key ingredients to being a happily married couple. In addition, several descriptors are shown to be highly variable among these couples. These descriptors of high variability might be thought of as "secondary" features which in conjunction with the "common" elements yields a matrix of interwoven complexity that gives each couple their own brand of

uniqueness. All "common" features are identified across all instruments in the study. Also, there exists identifiable patterns in the variability of "secondary" features of all couples across all instruments used in the project.

Who then are these happily married people? On the level of "common" features, they appear as people who observers describe as self-reliant, independent, and capable of managing their day-to-day affairs. They are people with a good deal of common sense, whose outlook on life is practical and pragmatic. In Interpersonal Checklist terms, they are Octant 1 and 2 characters. They treat each other well, respect each other, demonstrate honesty, provide a sounding board for the other, and act in ways to show the spouse he/she is important. A warm, pleasant atmosphere pervades the relationship. They have a sense of humor. They are busy, active people with community ties. They are not on the verge of a crisis at every moment nor constantly in the process of change. They value change as a catalyst for growth but have a good balance on the forces of change and routine. They have developed a sense of "being a couple" which steadies them in the world of others. A strong coalition exists between them. Faith in their ability to thrive as a couple is a critical cornerstone of their relationship. Even if certain "bones of contention" exist between them, they assume they will work out their differences. Raters see them as taking personal responsibility for their lives. These couples are committed to making the relationship flourish and they work hard to make the marriage meaningful for themselves.

How did these couples get to this point? They have worked hard on their marriages, much like one develops a high level of mastery for any skill. Most of them begin by finding someone with similar goals, compatible values, and someone they simply enjoy being with. They found someone they thought might turn out to be a best friend, lover, and confidant all in one. Along the line they decided to try to start the building process of "being a couple" with strong determination to make it work. These people are not the kind who make a choice one day and change their minds the next. Rather, they are willing to invest themselves in the process and do what needs to be done in order to make the marriage work. They do not expect miracles. Shedding romanticized views of life and marriage, these people are realists. Hard times and struggles inevitably confronted all of them, but after mastery of these difficult periods there was a confirmation that the struggles were worth it. Development of a "couple identity" is one of the most important keys to their success. Across the board, identity and self-reliance are figural with affiliation taking a less important role in their success.

The "common" descriptors aforementioned capture the foundations of these happily married couples upon which the "secondary" descriptors rest. Metaphorically, the "common" descriptors are the melody with the "secondary" descriptors being the words each couple writes for the song. The words of the song vary considerably, with each couple composing lyrics that "fit well" with the tune. Choice of lyrics, like taste in music, appears to be a function of the "fit between couples," with different couples liking different lyrics. The investigator doubts the "fit" of secondary descriptors for one couple could be easily exchanged

for the "fit" chosen by another couple. Each couple appears to have worked out the "best fit" for them and due to the abundance of possible combinations, it is questionable whether these couples could have "traded" lyrics and still danced as smoothly to the music. The results of this project strongly suggest that before time is spent on the words of the song, the couple must first develop their melody. In this project, the melody is tapped by the "common" descriptors all couples share, with a similar tune heard across all instruments.

What are the words these couples use to complete the song? The lyrics vary enormously and in this project, at least two types of lyricists are discovered. Two naturally appearing groups of happily married people emerge in the sample, all sharing the same melody, but utilizing different lyrics for the sound best suited for them. The variability of subscale scores on the Beavers-Timberlawn Family Evaluation Scales and differences found in the Content Item Analysis identify these two groups. In their study of healthy families, Lewis et al. (1976) were able to differentiate the twelve healthy families into another subgrouping of optimal and adequate families. While all were judged to be healthy, a noticeable difference existed between these groups. A similar outcome appears in this project. These two kinds of happily married people in the sample might be thought of as the "superstars" and the "stars." The "superstars" receive glowing ratings from the raters on all of the instruments in the study. Raters emphatically agree that the "superstars" have what it takes to be happy. The "stars" are also seen as happy but they did not capture the rater's attention like the "superstars" did.

The differentiation of "superstars" and "stars" results from the clustering of the secondary variables in ways "best suited" for the couples. Some couples communicate very clearly. Other couples are not seen by the raters as communicating clearly and for these couples, communication skills are low on the priority list. Some discuss their thoughts and feelings regularly; others do not appear particularly concerned with self-disclosure. Many are effective problem-solvers; others fumble about in this sphere of life. A number of couples are very sexual while others might be described as more asexual. There are many other variability patterns found in the data like the examples cited. Problem-solving, boundaries, communication, chores, invasiveness, and other variables identify couples who do things one way and couples who prefer other methods. When one takes these behavior patterns and observes the manner in which they fit together to work in a systematic fashion, the complexity of being happily married is revealed. Those with both a well-established melody and well-chosen lyrics receive high scores from the raters in this project. They possess the melody and are seen as skillful lyricists as well. Raters see the "stars" as having the same melody but the lyrics do not flow as smoothly as those chosen by the "superstars." Nonetheless, the words of both groups "fit well" for the members of each respective group. Each group has worked hard to create lyrics to the melody which are meaningful for them. While judging all songs superior, the raters found some tunes more catchy than others.

CHAPTER V

DISCUSSION

The purpose of this project was to learn more about marital satisfaction, how it operates, and to find some clues for how one goes about creating marital happiness. By talking with couples claiming to be happily married, the investigator hoped to better understand marital satisfaction. Many data bits were gathered in this project, but before drawing any final conclusions, it is first important to evaluate the quality of the data used in the project.

The data from which conclusions about this project are drawn are subject to the following criticisms: (1) data validity and the problem of false positives in the Content Item Clusters; (2) sample selection bias, the lack of representativeness of the sample, and criterion problems in operationally defining a happily married couple; and (3) the small number of subjects in the sample.

Data Validity and the Problem of False Positives

The investigator is secure in claiming the ratings generated on all instruments used in the study were reliable, as more than satisfactory rater agreement levels were established. Reliability, of course, does not insure validity and so the question of the validity of these results must be addressed. The best test of validity is replication of the work done in this project with new and larger sample sizes from many different populations. Holding these more standard validity considerations at bay

for the moment, the investigator must also address the potential problem of false positives in the Content Item Clusters.

Since this study is a descriptive one, with no preconceived hypotheses tested, many descriptive statements were generated from the data. Consistent with the phenomenological spirit of the research, the investigator clustered the raw data "after the fact." The result of this effort was the identification of 14 Item Clusters obtained from the interviews. A large number of statistically significant Fischer's Exact p values and Chi-Square statistics were performed on these data. These procedures assume an underlying normal distribution, even when data are coded in a dichotomous manner. Hence, one would expect some of the generated Content Items to be statistically significant by chance. In order to account for this likelihood, the investigator always compared the obtained frequency of statistically significant results with the expectancy levels of statistically significant results attributable to chance. Based on the results of these procedures, the investigator concluded that the significant results generated in this project far exceeded chance expectancies. However, the question now becomes: Are these statements the sorts of things only happily married people report or do these statements also characterize other groups? For example, do these results also characterize other groups of happy people who are not married? Or, if marriage is the salient factor, do these statements also characterize other groups of married people? Are the results of this project generalizable beyond the sample? That is, would these results apply to other groups of happily married people? Even if the results are alleged to be characteristic of happily married people, do

these results differentiate happily married people from those couples with marital problems? Without a formal control group, the problem of possible overinclusiveness is a concern to the investigator.

The best answer to these questions is not to jump to conclusions beyond the present data and to await the results of future experimentation. The process of science is geared toward experimentation and testing phenomena in different contexts, under different conditions. It is simply too early to know if the data generated in this project would discriminate these happily married couples from another group of happily married people, or even couples with marital problems. The only way to answer the concern of overinclusiveness is to replicate the methods used here with larger and different kinds of couples. The investigator can take solace in knowing the results of the randomized subject group comparisons in effect resulted in a replication of the project by using two small subsamples. While the project lacks an independent control group, the predictive power of the research is significantly enhanced by the results of the randomized group comparisons in the project.

Sample Bias and Criterion Issues

The investigator does not claim this is a representative sample of "all happily married people." In fact, the results of this project suggest one might have great difficulty in finding "the" representative sample of happily married people. The results are limited due to sample size and the sampling procedure. This is a self-selected sample of subjects. No questionnaire method was used to identify "qualifiable" couples for the sample. A referral system was not used, as this method also contains uncontrollable bias. That is, each referral source would

have to come to their own private conclusions that a couple qualified for the project which is already shaping the nature of the data in covert ways. These are people who consider themselves "happily married" and answer ads that offer the opportunity to talk to them about their marriages. Other than this exception, the sample does not reflect any theory or bias introduced into the project by the investigator.

Since the subject sample is self-selected, the research is subject to criticism for those who ask "how do you know your sample was made up of people who <u>really</u> were happily married?" The problem becomes measuring what <u>real</u> means and in this project, the <u>real</u> criterion of being happily married was what the couples thought/felt on the subject. For those desiring so-called "objective" measures of marital satisfaction, this project can provide evidence suggesting we take these couples at their word. The Rater Impressions Cluster showed the couples were honest and happy. Also, these couples did "better" on the Beavers-Timberlawn Family Evaluation Scales than the norms for "healthy" families.

There are some methodological improvements which might be utilized in future research projects building from the methods used in this study. In the future it would be more helpful to secure subjects with more uniformity in certain demographic characteristics. For example, the investigator included in the sample a rather wide range of subjects in terms of numbers of years married. This project lends support to the notion of happily married couples changing as they progress through various stages of the life cycle. Future projects studying happily married couples might attempt to study couples such as these at different points in the life cycle. It would have been helpful to gather more subjects with a

greater degree of similarity along other demographic and life-style parameters. Along these lines, the present sample includes one black couple and one couple raised in a different country. A better methodological procedure would be to collect self-selected samples of black couples, foreign student couples, Caucasian couples, and other groups and then compare the results of these samples to one another. Another addition which might have assisted in improving the methodology would have been to obtain samples of happily married people according to various criterion levels established via the self-selection process. For example, 25 couples may have responded to an advertisement to participate in the study and define happily married as "being best friends." These couples might then be compared with other volunteers who define happily married as "we like to do the same things." With enough of these sorts of definitions and adequate sample sizes, a more representative sample of the range of happily married people might be better approximated.

Small Number of Sample Subjects

This study is a descriptive one with a small number of subjects. The use of a small number of subjects limits the generalizability of the results. In addition, the use of nonparametric techniques restricts the range of data analysis possibilities which would be ideal for this project. For example, once the Content Items were clustered and quantified, it would have been ideal to explore the interrelationship of clusters via some sort of cluster analysis procedure. While this endeavor was not possible in the present project, now that these phenomenologically-generated clusters have been derived, future efforts can utilize cluster analysis procedures with different samples and larger numbers of subjects.

Implications for Theories of Marital Satisfaction

Earlier, a review of the psychological literature on marital satisfaction was presented which served to provide direction for this research project. Now, the results of this project can be shown to have several implications for our theories of marital satisfaction.

First and foremost, the project does not support a trait theory approach to marital satisfaction. The data point to the enormous complexity of human behavior which occurs on many different levels, in many different situations. Mischel (1968) argues for a situationalist-interactionalist model of human behavior. Family theory points of view and systems theorists also argue for abandoning a trait theory approach to marital satisfaction. This project supports the claim of there being no singular trait or concept that captures the essence of being happily married. Rather, a model recognizing many different behavior patterns knitted together in complex ways and working together in some sort of systematic, coordinationed fashion would appear to be a more accurate model for conceptualizing the results of this project. Lewis et al. (1976) speak of "no single thread" being uniformly characteristic of only healthy families. Instead, it is the particular patterning of many variables in an interrelated matrix which differentiates healthy families from unhealthy ones. This project is consistent with the Lewis et al. research efforts as the data strongly point to a multivariate view of marital satisfaction. One of the couples endorses this claim as he describes marital happiness as a process similar to winning the decathlon in the Olympics.

Couple 10
(Male): Well, you know, you kind of rate them, unconsciously but you rate them on different things.

(Female): Unconsciously?

(Male): Well, or consciously. You know, I didn't sit down with a score card and say "well, let's see. She's got . . . she goes so and so," but in the decathlon of life she got the greatest number of points so she was the winner and she is the one I take.

(Female): I got the prize. Yea, I'm the winner.

(Male): But in a way that's really I guess unscientific, logical mind, blah, blah, that's just what I looked at. You know, sure, she's a good cook, but I went with someone who was better. She's not the best sex partner I've ever known, don't ever let my mom and dad hear this, but (laughter) she is not the best sex partner I've ever known. She's not. She does have the best wit of any person I've ever known. In all around lovability and ability to love, she had to get the top from all the people I had known. And I don't know . . . it just seemed like she was the best person for me and that's why I'm with her and not someone else.

As it relates to marital satisfaction, this project supports the multivariate model of marital satisfaction advocated by systems/family theorists and behavioral systems writers. Psychoanalytic writings not grounded in trait theory are also consistent with many of the results, particularly the importance of identity. Trait theory fails to describe the phenomena for there is strong reason to suspect marital satisfaction is not "a variable." The data suggest there is more than one type of marital satisfaction and in this sample, at least two types of happily married couples are present. Given the sample restrictions, if two different kinds of happily married people emerged to show themselves, might there not be more kinds of happily married people in a broader, more representative sample? It is likely other types exist for even in this restricted sample we see the tremendous degree of variability characteristic of the phenomenon.

In moving towards a multivariate view of marital satisfaction, one runs the risk of leaping to the other extreme. That is, public perception of marital satisfaction is often "different strokes for different folks." The implicit assumption of the eclectic extreme is that there are no key features common to those who are happily married. The results of this project fail to support the electric view as well. Across all instruments, all couples show certain common features which the investigator labelled the creation of the "melody of the couple." These couples created a "couple identity" which anchors them in life. Commitment, common sense, practicality, the giving up of marital illusions, and taking personal responsibility for their lives are key ingredients in creating this sense of "being a couple." It is the development of a "couple identity" or "couple constancy" which grounds all of the subjects in the sample. Once the melody is mastered, different lyrics are written by different couples, enabling any given couple to write the song best suited for them.

Given these results, one must question many of the more recent trends in the literature on marital satisfaction. A good deal of writing is extended towards the latest methods for enhancing sexual pleasure, and many other facets of marital behavior associated with the concepts of growth and self-fulfillment. In other words, many of the more recent theories focus on the "words" of the song. The investigator cannot help but wonder if we are focusing on the wrong aspect of the song. That is, what appears critical is that these happily married couples first worked out the melody of the song before they proceeded to write lyrics. One cannot help but wonder if many contemporary theories put the cart before

the horse. As shown in this project, good lyrics are important aspects of marital behavior, but only when grounded with a stable melody. One might ask if the melody evolves out of efforts extended towards writing the lyrics. Certainly there exists a melody-lyrics feedback loop constantly interacting. No "cause-effect" or "before-after" sequence is implied by the investigator's claims. Rather, it is a matter of focus with the results indicating a focus on the melody is primary. Lyrics can be a means of enhancing this focus, with many couples engaging in this process.

In this project, the lyrics or secondary descriptors of these happily married people involve the following behaviors and/or psychological processes: closeness; mythology; negotiation; clarity of communication; invasiveness; conflict; sexuality; problem-solving; money; intimacy; communication; chores; family relationships; and similarities/differences. Along these dimensions, a tremendous degree of variability is shown by these happily married people. Theories of marital satisfaction which hold any or all of these variables as the "key" to being happily married find no support from the data of this project. Methods of intervention which focus solely on these processes find little support in this project. It is a matter of perspective and while these processes are important house trimmings, a solid foundation appears needed for the home to flourish.

There is support in this study for a number of ideas expressed in the theoretical literature. The multivariate perspective of the behavioral thinker and family/systems theorist has already been discussed. Psychoanalytic discussions of identity and ego autonomy are consistent

with many of the findings of the project. Certainly the existential viewpoint is consistent with the results as the project contains many illustrations of the importance of choice, commitment, responsibility, and a merger of the forces of love and will. Theoretical perspectives emphasizing communication skills, growth, and self-fulfillment are not enthusiastically supported by the project. It is likely that many of the communication deviances and restrictions in personal growth were not illustrated due to the selectivity of the sample. If this sample were compared to a sample of problem marriages, perhaps communication disorders and barriers to personal growth would have emerged. In any event, these perspectives address topics of secondary importance to the couples in the sample.

Identity and Intimacy Reconsidered

The search for the key components of the melody which characterizes these happily married people sheds light on the relationship of identity and intimacy. The common descriptors found to be present for all of the couples involve many of the ideas subsumed by the concept of identity. In this project, couples showed solid individual and couple identities. The secondary descriptors involved psychological processes typically subsumed by more affiliative terms such as closeness, intimacy, and personal growth. Affiliation takes a back seat to identity in this sample of happily married people. They are loving but the focus is on identity. This finding is critical if one considers the current trend in psychological theory and practice. We extend much effort teaching people how to be more loving but less effort on teaching people how to create a solid balance of individual and couple identity. The data

suggest we might spend less time teaching people how to love and more time on helping them learn the basics of identity formation. While both the melody and lyrics are important, perhaps we have become too conscious of the words and have forgotten to focus on the melody as well. These couples developed the melody, achieved the "couple constancy" developmental milestone so to speak. With this creation, they are free to learn how to write lyrics best suited for them. It is this combination of melody and lyrics which produces the complete song.

Implications for Clinical Practice

Lastly, this project alerts those in the field of mental health services to the need for professionalism and caution in their interactions with the public sector. This study supports the idea that there is no one model of marital satisfaction, no one criterion to use as a standard of success, and no one theory or idea which in and of itself can be shown to be the "key" to success. Beyond the ethical problems of holding out such promises to the public, the data suggest no simple solutions exist. What comes to mind here are the self-help books which urge couples to unequivocally "do this or that," to "say this or that," without any control over how a layman might be putting into use these ideas he/she has read. From a different direction are various training programs and theories of development positing trait explanations of marital satisfaction also at odds with the data. This research project suggests caution to these forces. You can be an "overfunctioner" and still have a happy marriage. You can demonstrate weak communication skills and still enjoy marital satisfaction. Naturally, weak communicators and "overfunctioners" can also experience marital conflict. It all

depends on the individuals, the patterning of the relationship, the situational variables, and a variety of other factors, all of which are interrelated.

This project suggests that we rethink whether or not we can provide the public with broad prescriptions for marital happiness without knowing the individuals in question and the patterning of their relationship. Are we providing the public a number of illusions which are not only inappropriate but potentially harmful? These happily married people knew there were no simple answers to building marital happiness. Perhaps it is time to believe them and allow them to teach us better ways to follow their example.

CHAPTER VI

SUMMARY, CONCLUSIONS AND IMPLICATIONS

Summary

The investigator talked with couples claiming to be happily married, hoping to learn more about marital satisfaction and to gain some clues for how to create a satisfying marriage.

The research had both a phenomenological and empirical perspective with the methods of the project allowing the data to be clustered "after the fact." A total of 25 self-selected happily married couples were interviewed, during which time they presented their story to the investigator. If certain topic areas were not spontaneously mentioned by the couple, the investigator introduced these topics at the end of the interview. All interviews were tape-recorded and transcribed so that the statements made by the couples could be coded and quantified by independent raters. The investigator tabulated rater impressions on the Interpersonal Checklist, the Beavers-Timberlawn Family Evaluation Scales, and on the Content Items generated from the interviews. Satisfactory levels of rater agreement were established on all instruments in the project.

The investigator analyzed the raw data by splitting the sample into two randomized groups which eventually permitted the investigator to increase the predictive power of the results while maintaining the phenomenological spirit of the research. Randomized subject group comparisons indicated the two small groups of subjects were highly similar

along indices of rater observations and could be collapsed into a composite whole. The student-nonstudent dimension of the sample failed to discriminate any significant differences among the subjects.

This project discovered many descriptive statements thought to characterize these happily married people. Husbands, wives, and the couple as a unit tend to be seen by raters as belonging either to the "managerial-autocratic" or "competitive-exploitive" octants of the Interpersonal Checklist. On the Beavers-Timberlawn Family Evaluation Scales, the investigator discovered two naturally emerging groups in the sample, differing on a variety of interactional measures. The Content Item Analysis yielded 14 clusters, some of which described the couples and others which were much less meaningful in capturing the essence of the phenomena.

The results suggest the phenomena of marital satisfaction is not a singular trait. Marital satisfaction appears to be multivariate, supported by the emergence of two types of happily married people in this restricted sample. The data suggest a systematic, interactional model of marital satisfaction conceptualized in terms of many different behavior patterns, in many different situations, on many different levels, all interacting in a complex whole. In this study, two factors are identified and labelled the "melody" and "lyrics" by the investigator. The "melody" consists of common descriptors shown by all couples and involves processes such as "common sense," "commitment," "couple constancy," and others. "Lyrics" or secondary descriptors included items such as "communication," "problem-solving," "chores," "sexuality," and others. The secondary descriptors varied considerably from couple to couple but in a pattern best suited for the needs of the couple.

Conclusions

Marital satisfaction appears to be a multivariate phenomenon composed of highly complex, interrelated behavior patterns working in a coordinated fashion. No one single psychological process can be held as "the key" to marital success. A "couple identity" associated with the forces of commitment, common sense, "couple constancy" and will is the common ground and foundation of these marriages. Secondary variables such as closeness, growth, and personal growth are less salient to the solidity of these couples. Identity is shown to be of greater importance than affiliative behavior for these couples.

Implications

This project suggests we rethink the appropriateness of using trait theory models of marital satisfaction. The data suggest mental health professionals need to be cautious in their prescriptions of marital happiness for the public sector as no single "key to success" finds support in this project. Lastly, the data suggest we might begin to spend less time on teaching people how to love and extend more effort in helping people secure stable individual and couple identities.

LIST OF REFERENCES

LIST OF REFERENCES

Ackerman, N. The Psychodynamics of Family Life. New York: Basic Books, 1958.

Anastasi, A. Psychological Testing. New York: The MacMillan Co., 1968.

Angyal, A. Neurosis and Treatment. New York: John Wiley and Sons, Inc.; The Viking Press, 1965.

Askham, J. Identity and stability within the marriage relationship. Journal of Marriage and the Family, 1976, 38 (3), 535-547.

Bachove, C., and B. M. Zubaly. An exploratory study of family inter-relationships in a small sample of non-clinic families. In D. Olson, Insiders' and outsiders' views of relationships: Research studies. Paper presented at the Symposium on Close Relationships, University of Massachusetts, May, 1974.

Bakan, D. The Duality of Human Existence: An Essay on Psychology and Religion. Second Printing. New York: Rand-McNally and Co., 1966.

Bales, R. F. A set of categories for the analysis of small group interaction. American Sociological Review, 1950, 15, 257-263.

Balint, M. On genital love. International Journal of Psychoanalysis, 1948, 29, 34-40.

Bateson, G. Steps to an Ecology of Mind. New York: Ballantine Books, 1972.

Becker, E. The Birth and Death of Meaning. New York: The Free Press, 1962.

Becker, E. Revolution in Psychiatry. New York: The Free Press, 1964. 1964.

Becker, E. The Structure of Evil. New York: G. Brazzillen, Inc., 1968.

Becker, E. Angel in Armor. New York: The Free Press, 1969.

Becker, E. The Denial of Death. New York: The Free Press, 1973.

Becker, E. Escape from Evil. New York: The Free Press, 1975.

Benjamin, A. The Helping Interview. New York: Houghton-Mifflin Company, 1969.

Bernard, J. The Future of Marriage. New York: Thomas Y. Cromwell Co., 1971.

Bernstein, D., and G. Paul. Some comments on therapy analogue research with small animal "phobias." Journal of Behavior Therapy and Experimental Psychiatry, 1971, 2, 225-237.

Bienvenu, M. Measurement of marital communication. Family Coordinator, 1970, 19 (1), 26-31.

Blatt, S. J. Levels of object representation in anaclitic and introjective depression. Psychoanalytic Study of the Child, 1974, 29, 107-157.

Boss, M. Existential Foundations of Medicine and Psychology. New York: Jason Aronson, Inc., 1979.

Boszormenyi-Nagy, I. A theory of relationships: Experience and transactions. In I. Boszormenyi-Nagy and J. Framo (Eds.), Intensive Family Therapy. New York: Harper and Row, 1965.

Boszormenyi-Nagy, I., and G. Spark. Invisible Loyalties. New York: Harper and Row, 1973.

Bowen, M. The use of family theory in clinical practice. In J. Haley (Ed.), Changing Families. New York: Grune and Stratton, 1971.

Bowen, M. Family Therapy in Clinical Practice. New York: Jason Aronson, Inc., 1978.

Brasfield, C. Intimacy of self-disclosure, availability of disclosure, and formation of interpersonal relationships. Dissertation Abstracts, 1972, 32 (10-B), 6043.

Brody, J. E. Sociologists plumb the secrets of compatibility. The New York Times, November 14, 1978.

Buber, M. [I and Thou.] (R. G. Smith, trans.). New York: Charles Scribner's Sons, 1950.

Burke, R., and T. Weir. Disclosure of problems and tensions experienced by marital partners. Psychological Reports, 1976, 38 (2), 531-542.

Burke, R., and T. Weir. Husband-wife helping relationships: The "mental hygiene" function in marriage. Psychological Reports, 1977, 40 (3, pt. 1), 911-925.

Buros, O. (Ed.). The Sixth Mental Measurements Yearbook. New Jersey: The Gryphon Press, 1965.

Catell, R., and K. Barton. Real and perceived personality between spouses: Tests of "likeness" versus "completeness" theories. Psychological Reports, 1972, 31 (1), 15-18.

Catell, R., and J. Nesselroade. Likeness and completeness theories examined by 16 PF measures on stably and unstably married couples. Journal of Personality and Social Psychology, 1967, 7, 351.

Centers, R. The completion hypothesis and the compensatory dynamic in interpersonal attraction and love. Journal of Psychology, 1972, 82 (1), 111-126.

Chadwick, B., S. Albrecht, and P. Kunz. Marital and family role satisfaction. Journal of Marriage and the Family, 1976, 38, 431-440.

Chance, E. Measuring the potential interplay of forces within the family during treatment. Child Development, 1955, 26 (4), 241-265.

Charkin, A., and V. Derlega. Variables affecting the appropriateness of self-disclosure. Journal of Consulting and Clinical Psychology, 1974, 42 (4), 588-593.

Charney, I. Marital love and hate. Family Process, 1969, 8 (1), 1-24.

Cohen, C. P., and N. L. Rasch. Object constancy and the psychotherapist: A response to the borderline patient in a fluid society. Unpublished manuscript, Knoxville Psychotherapy Group, 1979.

Cohen, J. A. A coefficient of agreement for nominal scales. Educational and Psychological Measurement, 1960, 20, 37-46.

Cohn, A. Self-concept and role perceptions as correlates of marital satisfaction. Dissertation Abstracts, 1976, 36 (7-B), 3569.

Colby, K. Human symbiosis. Psychiatry, 1949, 12, 135-139.

Cone, J. Social desirability and marital happiness. Psychological Reports, 1967, 21 (3), 770-772.

Cone, J. Social desirability, marital satisfaction, and concomitant perceptions of self and spouse. Psychological Reports, 1971, 28 (1), 173-174.

Cone, J., and R. Hawkins (Eds.). Behavioral Assessment: New Directions in Clinical Psychology. New York: Brunner/Mazel Publishers, 1977.

Cooper, A., J. Furst, and W. Bridger. A brief commentary on the usefulness of studying fears in snakes. Journal of Abnormal Psychology, 1969, 74, 413-419.

Cozby, P. Self-disclosure, reciprocity, and liking. Sociometry, 1972, 35 (1), 151-160.

Cronbach, L. Response set and test validity. Educational Psychological Measurement, 1946, 6, 475-494.

Cuber, J., and P. Harroff. The Significant Americans: A Study of Sexual Behavior Among the Affluent. New York: Appleton-Century, 1965.

Cutler, B., and W. Dyer. Initial adjustment processes in young married couples. Social Forces, 1965, 44, 195-201.

Davis, N. Marital commitment. Unpublished Master's thesis, The University of Tennessee, 1976.

DeBurger, J. (Ed.). Marriage Today: Problems, Issues, and Alternatives. New York: John Wiley and Sons, Inc., 1977.

Dicks, H. Object relations theory and marital studies. British Journal of Medical Psychology, 1963, 36 (2), 125-129.

Dinnerstein, D. The Mermaid and the Minotaur. New York: Harper Colophon Books, 1976.

Dymond, R. Interpersonal perception and marital happiness. Canadian Journal of Psychology, 1954, 8, 164-171.

Ellis, A. A questionnaire versus interview method in the study of human love relationships. American Sociological Review, 1947, XII, 541-553.

Erikson, E. Childhood and Society. New York: W. W. Norton and Company, Inc., 1950.

Erikson, E. Identity: Youth and Crisis. New York: W. W. Norton and Company, Inc., 1968.

Everitt, B. S. The Analysis of Contingency Tables. New York: John Wiley and Sons, Inc., 1977.

Fairbairn, W. R. D. An Object Relations Theory of Personality. London: Tavistock; New York: Basic Books, 1952.

Feldman, J., H. Hyman, and C. Hart. A field study of interviewing effects on the quality of survey data. Public Opinion Quarterly, 1951, XV, 734-761.

Fenichel, O. The Psychoanalytic Theory of Neurosis. New York: W. W. Norton and Company, Inc., 1945.

Fiore, A., and C. Sevensen. Analysis of love relationships in functional and dysfunctional marriages. Psychological Reports, 1977, 40 (3, pt. 1), 707-714.

Fisher, S., and R. P. Greenberg. The Scientific Credibility of Freud's Theories and Therapy. New York: Basic Books, 1977.

Fogarty, T. Systems dimensions and the dimensions of the self. In P. Guerin (Ed.), Family Therapy: Theory and Practice. New York: Gardner Press, 1976.

Foley, V. An Introduction to Family Therapy. New York: Grune and Stratton, 1974.

Freed, F. Self-disclosure as a facilitator of satisfaction in marriage. Dissertation Abstracts, 1975, 36 (1-B), 440.

Freud, S. A General Introduction to Psychoanalysis. New York: Pocket Books, 1924.

Freud, S. The dynamics of transference (1912). Contributions to the psychology of love (1910, 1912, 1918). On narcissism (1914). Instincts and their vicissitudes (1915). Group psychology and the analysis of the ego (1921). In Collected Papers. New York: Basic Books, 1959.

Freud, S. Civilization and Its Discontents. New York: W. W. Norton and Company, Inc., 1961.

Gilbert, S. Self-disclosure, intimacy, and communication in families. The Family Coordinator, 1976, 25, 221-232.

Giovacchini, P. Psychoanalysis of Character Disorders. New York: Jason Aronson, Inc., 1975.

Giovacchini, P. Treatment of Primitive Mental States. New York: Jason Aronson, Inc., 1979.

Glick, B., and S. Gross. Marital interaction and marital conflict: A critical evaluation of current research strategies. Journal of Marriage and the Family, 1975, 37 (3), 505-512.

Goethals, G. Symbiosis and the life cycle. British Journal of Medical Psychology, 1973, 46 (1), 91-96.

Goodman, N., and R. Ofshe. Empathy, communication efficiency, and marital status. Journal of Marriage and the Family, 1968, 30 (4), 597-603.

Goodrich, W., R. Ryder, and H. Raush. Patterns of newlywed marriage. Journal of Marriage and the Family, 1968, 30, 383-389.

Gorden, R. Interviewing: Strategy, Techniques, and Tactics. New York: The Dorsey Press, 1969.

Gough, H. G., and A. Heilbrun. The Adjective Checklist Manual. Palo Alto, California: Consulting Psychologist Press, 1965.

Guerin, P. (Ed.). Family Therapy: Theory and Practice. New York: Gardner Press, 1976.

Guilford, J. P., and B. Fruchter. Fundamental Statistics in Psychology and Education. New York: McGraw-Hill, 1973.

Guntrip, H. Personality Structure and Human Interaction. New York: International Universities Press, 1961.

Guntrip, H. Schizoid Phenomenon, Object Relations, and The Self. New York: International Universities Press, 1969.

Haley, J. Strategies of Psychotherapy. New York: Grune and Stratton, 1963.

Haley, J. Research on family patterns: An instrument measurement. Family Process, 1964, 3, 41-65.

Haley, J. The Power Tactics of Jesus Christ and Other Essays. New York: Grossman Publishers, 1969.

Haley, J. (Ed.). Changing Families. New York: Grune and Stratton, 1971.

Haley, J. Uncommon Therapy. New York: W. W. Norton and Company, Inc., 1973.

Haley, J. Problem-Solving Therapy. San Francisco: Jossey-Bass, 1976.

Handy, L. An examination of two of Toman's family constellation hypotheses concerning the relative success of mate selection. Dissertation Abstracts, 1968, 28 (12-A), 4873-4874.

Harrison, D. An exploratory study of the relationship between psychological variables and chemotherapy side effects from cancer treatment. Unpublished doctoral dissertation, The University of Tennessee, 1979.

Harry, J. Evolving sources of happiness for men over the life cycle: A structural analysis. Journal of Marriage and the Family, 1976, 38, 289-296.

Hawkins, N. The relationship of similarity of interpersonal perceptions to communication effectiveness and marital happiness. Dissertation Abstracts, 1971, 32 (3-B), 1843-1844.

Heider, F. The Psychology of Interpersonal Relations. New York: John Wiley and Sons, Inc., 1958.

Heiss, J. Degree of intimacy and male-female interaction. Sociometry, 1962, 25, 197-208.

Hersen, M., and D. Barlow. Single Case Experimental Designs: Strategies for Studying Behavior Change. New York: Pergamon Press, 1976.

Hicks, M., and M. Platt. Marital happiness and stability: A review of the research in the sixties. Journal of Marriage and the Family, 1970, 32 (4), 553-574.

Hill, R. Decision-making and the family life cycle. In G. F. Steif (Ed.), Social Structure and the Family. Englewood Cliffs, N.J.: Prentice-Hall, 1965.

Hitschmann, E. Freud's conception of love. International Journal of Psychoanalysis, 1952, 33, 421-428.

Holley, J., and J. P. Guilford. A note on the G-index of agreement. Educational and Psychological Measurement, 1964, 24, 749-753.

Hunt, M. Is marriage in trouble? In J. DeBurger (Ed.), Marriage Today: Problems, Issues, and Alternatives. New York: John Wiley and Sons, Inc., 1977.

Hyman, H. Interviewing in Social Research. Chicago: The University of Chicago Press, 1975.

Jackson, D. D. Family rules: Marital quid pro quo (1965). In P. Watzlawick and J. Weakland (Eds.), The Interactional View. New York: W. W. Norton and Company, Inc., 1977.

Jackson, D. D., and W. Lederer. The Mirages of Marriage. New York: W. W. Norton and Company, Inc., 1968.

Jackson, D. D., and S. Messick. Problems in Human Assessment. New York: McGraw-Hill, 1967.

Jackson, D. D., J. Riskin, and V. Satir. Method of analysis of family interaction. Archives of General Psychiatry, 1961, 5, 321-339.

Jacobson, E. The Self and the Object World. New York: International Universities Press, 1964.

Jacobson, E. Depression: Comparative Studies of Normal, Neurotic, and Psychotic Conditions. New York: International Universities Press, 1971.

James, M. Marriage is for Loving. Reading: Addison-Wesley Publishing Co., 1979.

Johnson, S. M., and O. D. Bolstad. Methodological issues in natural observation: Some problems and solutions for field research. In L. A. Hamerlynck, L. C. Handy, and E. J. Mash (Eds.), Behavior Change: Methodology, Concepts, Practice. Champaign, Ill.: Research Press, 1973.

Jourard, S. The Transparent Self. Princeton: Van Nostrand Reinhold Company, 1964.

Jourard, S. Disclosing Man to Himself. Princeton: Van Nostrand Reinhold Company, 1968.

Jourard, S. Self-Disclosure: An Experimental Analysis of the Transparent Self. New York: John Wiley and Sons, Inc., 1971.

Kagan, K., and L. Jackson. Perceptions of self and spouse: Some contaminating factors. Journal of Marriage and the Family, 1964, 26 (1), 60-64.

Kaplan, L. Oneness and Separateness: From Infant to Individual. New York: Simon and Schuster, 1978.

Karp, E., J. Jackson, and D. Lester. A corollary to the complementary need theory of mate selection. Journal of Marriage and the Family, 1970, 32 (2), 269-272.

Karpel, M. Individuation: From fusion to dialogue. Family Process, 1976, 15 (1), 65-82.

Kelly, H. H. Attribution in Social Interaction. New York: General Learning Press, 1971.

Kelly, H. H. An application of attribution theory to research methodology for close relationships. In G. Levinger and H. Rausch (Eds.), Close Relationships. Amherst: University of Massachusetts Press, 1977.

Keniston, K. The Uncommitted. New York: Harcourt, Brace, and World, 1965.

Kenkel, W. F. Observational studies of husband-wife interaction in family decision-making. In M. Sussman (Ed.), Sourcebook in Marriage and the Family. Boston: Houghton-Mifflin Company, 1963.

Kerlinger, F. Foundations of Behavioral Research. Second Edition. New York: Holt, Rinehart, and Winston, Inc., 1973.

Kernberg, O. Borderline Conditions and Pathological Narcissism. New York: Jason Aronson, Inc., 1975.

Kernberg, O. Barriers to falling and remaining in love. In O. Kernberg, Object Relations Theory and Clinical Psychoanalysis. New York: Jason Aronson, Inc., 1976.

Kernberg, O. Mature love: Prerequisites and characteristics. In O. Kernberg, Object Relations Theory and Clinical Psychoanalysis. New York: Jason Aronson, Inc., 1976.

Kierkegaard, S. A Kierkegaard Anthology (R. Brettall, Ed.). New York: Modern Library, 1946.

Kierkegaard, S. [Fear and Trembling and the Sickness Unto Death.] (W. Lowerie, trans.). Princeton: Princeton University Press, 1954.

Kilpatrick, W. Identity and Intimacy. New York: Delta Books, 1975.

Klein, M. Love, guilt, and reparation (1937). In Love, Guilt, and Reparation and Other Works, 1921-1945. New York: Delta Books, 1975.

Knapp, J. J. An exploratory study of seventeen personal growth sexually open marriages. Family Coordinator, 1975, 24 (4), 119-128.

Koestenbaum, P. Existential Sexuality: Choosing to Love. Englewood Cliffs, N.J.: Prentice-Hall, 1974.

Kohler, W. Gestalt Psychology. London: G. Bell, 1930.

Kohut, H. The Analysis of the Self. New York: International Universities Press, 1971.

Kris, E. Psychoanalytic Explorations in Art (1936). Reprint, New York: International Universities Press, 1952.

LaForge, R., and R. Suczek. The interpersonal dimension of personality. III: An interpersonal check list. Journal of Personality, 1955, 24 (1), 94-112.

Lasch, C. Haven in a Heartless World. New York: Basic Books, 1977.

Lasch, C. The Culture of Narcissism. New York: Warner Books, 1979.

Leary, T. The Interpersonal Diagnosis of Personality. New York: The Ronald Press Company, 1957.

Lefebvre, K. The cancer patients and their spouses: A study by self-report. Unpublished doctoral dissertation, The University of Tennessee, 1977.

Levinger, G. Supplementary methods in family research. Family Process, 1963, 2, 357-366.

Levinger, G., and H. Rausch. Close Relationships: Perspectives on the Meaning of Intimacy. Amherst: University of Massachusetts Press, 1977.

Levinger, G., and D. Senn. Disclosure of feeling in marriage. Merrill-Palmer Quarterly, 1967, 13 (2), 237-249.

Levy, C. The experience of married love we-ness: An empirical existential-phenomenological study. Dissertation Abstracts, 1976, 37 (4-B), 1910.

Lewis, J., J. Gossett, and V. Phillips. Studies of healthy family systems. I: Reliability of rater judgment. Timberlawn Foundation Report, 1971, 33. (a)

Lewis, J., J. Gossett, and V. Phillips. Studies of healthy family systems. II: Validity of rater judgment. Timberlawn Foundation Report, 1971, 34. (b)

Lewis, J. M., W. R. Beavers, J. Gossett, and V. Phillips. No Single Thread: Psychological Health in Family Systems. New York: Brunner/Mazel Publishers, 1976.

Lichtenstein, H. Changing implications of the concept of psychosexual development: An inquiry concerning the validity of classical psychoanalytic assumptions of sexuality. Journal of the American Psychoanalytic Association, 1970, 18, 300-318.

Lidz, T., A. Cornelison, S. Fleck, and D. Terry. The intrafamilial environment of schizophrenic patients. II: Marital schism and marital skew. American Journal of Psychiatry, 1957, 114, 241-248.

Lidz, T., and S. Fleck. Family studies and a theory of schizophrenia. In T. Lidz, S. Fleck, and A. Cornelison (Eds.), Schizophrenia and the Family. New York: International Universities Press, 1965.

Livingston, S. Psychometric techniques for criterion-referenced testing and behavioral assessment. In J. Cone and R. Hawkins (Eds.), Behavioral Assessment: New Directions in Clinical Psychology. New York: Brunner/Mazel Publishers, 1977.

Locke, H. J., and K. M. Wallace. Short marital adjustment and prediction tests: Their reliability and validity. Marriage and the Family, 1959, 21, 251-255.

Luckey, E. Implications for marriage counseling of self perceptions and spousal perceptions. Journal of Counseling Psychology, 1960, 24, 195-204. (a)

Luckey, E. Marital satisfaction and its association with congruence of perception. Marriage and Family Living, 1960, 22, 49-54. (b)

Luckey, E. Perceptual congruence of self and family concepts as related to marital satisfaction. Sociometry, 1961, 21, 234-250.

Luckey, E. Marital satisfaction and its concomitant perceptions of self and spouse. Journal of Counseling Psychology, 1964, 11 (2), 136-145.

Luckey, E. Number of years married as related to personality perception and marital satisfaction. Journal of Marriage and the Family, 1966, 28, 44-48.

Mahler, M., F. Pine, and A. Bergman. The Psychological Birth of the Human Infant. New York: Basic Books, 1975.

Main, T. F. Mutual projection in a marriage. Comprehensive Psychiatry, 1966, 7, 432-439.

Maslow, A. Motivation and Personality. New York: Harper and Row, 1954.

Maslow, A. Towards a Psychology of Being. Princeton: Van Nostrand Reinhold Company, 1968.

Masterson, J. Psychotherapy of the Borderline Adult. New York: Brunner/Mazel Publishers, 1976.

May, R. Love and Will. New York: Dell Publishing Company, 1973.

Mazur, R. The New Intimacy. Boston: Beacon Books, 1973.

McFall, R. Analogue methods in behavioral assessment: Issues and prospects. In J. Cone and R. Hawkins (Eds.), Behavioral Assessment: New Directions in Clinical Psychology. New York: Brunner/Mazel Publishers, 1977.

McRee, D. Sexual response and marriage patterns in a sample of newlywed couples. Dissertation Abstracts, 1975, 35 (7-13), 3560.

Meichenbaum, D. Cognitive Behavior Modification. Morristown, N. J.: General Learning Press, 1974.

Meissner, W. The conceptualization of marriage and family dynamics from a psychoanalytic perspective. In T. Paolino and B. McCrady (Eds.), Marriage and Marital Therapy. New York: Brunner/Mazel Publishers, 1978. (a)

Meissner, W. The Paranoid Process. New York: Jason Aronson, Inc., 1978. (b)

Merleau-Ponty, M. The Structure of Behavior. Boston: Beacon Press, 1963.

Miller, B. A multivariate developmental model of marital satisfaction. Journal of Marriage and the Family, 1976, 38, 643-647.

Minuchin, S. Conflict resolution family therapy. Psychiatry, 1965, 28, 278-286.

Minuchin, S. Families and Family Therapy. Cambridge, Mass.: Harvard University Press, 1974.

Minuchin, S., B. Montalvo, B. Guerney, L. Rosman, and F. Shumer. Families of the Slums. New York: Basic Books, 1967.

Mischel, W. Personality and Assessment. New York: John Wiley and Sons, Inc., 1968.

Mishler, E., and N. Waxler. Family Processes and Schizophrenia. New York: Jason Aronson, Inc., 1968.

Nadelson, C. C. Marital therapy from a psychoanalytic perspective. In T. Paolino and B. McCrady (Eds.), Marriage and Marital Therapy. New York: Brunner/Mazel Publishers, 1977.

Navran, L. Communication and adjustment in marriage. Family Process, 1967, 6, 173-184.

Norton, W. Empathic ability and adjustment in marriage. Dissertation Abstracts, 1972, 32 (11-A), 6571.

O'Dowd, M. Family supportiveness related to illicit drug immunity. Unpublished dissertation, University of Maryland, 1973.

O'Leary, K. D., and R. Kent. Behavioral modification for social action: Research tactics and problems. In L. A. Hamerlynck, L. C. Handy, and E. J. Mash (Eds.), Behavior Change: Methodology, Concepts, and Practice. Champaign, Ill.: Research Press, 1973.

Olim, E. The self-actualizing person in the fully functioning family. In J. DeBurger (Ed.), Marriage Today: Problems, Issues, and Alternatives. New York: John Wiley and Sons, Inc., 1977.

Olson, D. The measurement of family power by self-report and behavioral methods. Journal of Marriage and the Family, 1969, 31, 545-550.

Olson, D. Insiders' and outsiders' views of relationships: Research studies. In G. Levinger and H. Rausch (Eds.), Close Relationships. Amherst: University of Massachusetts Press, 1977.

Olson, D., and R. Cromwell. Methodological issues in family power. In R. E. Cromwell and D. H. Olson (Eds.), Power in Families. San Francisco: Sage and Halsted/Wiley, 1975.

Olson, D., and C. Rabunsky. Validity of four measures of family power. Journal of Marriage and the Family, 1972, 34, 224-234.

O'Neil, N. and G. Open Marriage. New York: Evans Press, 1972.

Orlofsky, J., J. Marcia, and I. Lesser. Ego identity status and the intimacy versus isolation crisis of young adulthood. Journal of Personality and Social Psychology, 1973, 27 (2), 211-219.

Ort, R. A study of role-conflicts as related to happiness in marriage. Journal of Abnormal and Social Psychology, 1950, 45, 691-699.

Paris, B. L., and E. Luckey. A longitudinal study in marital satisfaction. Sociology and Social Research, 1966, 50, 212-222.

Patterson, G. Some procedures for assessing changes in marital interaction patterns. Research Bulletin, Oregon Research Institute, 1976, 16 (7).

Patterson, G., H. Hops, and R. Weiss. Interpersonal skills training for couples in the early stages of conflict. Journal of Marriage and the Family, 1975, 37, 295-303.

Patterson, G., and J. Reid. Reciprocity and coercion: Two facets of social systems. In C. Neuringer and J. Michael (Eds.), Behavior Modification in Clinical Psychology. New York: Appleton-Century-Crofts, 1970.

Paul, G. Strategy of outcome research in psychotherapy. Journal of Consulting Psychology, 1967, 31, 109-118.

Perls, F. Gestalt Therapy Verbatim. New York: Bantam Books, 1969.

Ramey, J. Intimate groups and networks: Frequent consequence of sexually open marriage. Family Coordinator, 1975, 24 (4), 145-153.

Ramey, J. Intimate Friendships. Englewood Cliffs, N. J.: Prentice-Hall, Inc., 1976.

Randers-Pehrson, S. The congruence of spousal perceptions and marital satisfaction: An extrapolation of Leary's theory of interpersonal diagnosis of personality. Dissertation Abstracts, 1976, 37 (6-R), 3091-3092.

Reader's Digest Almanac, 1980.

Reik, T. A Psychologist Looks at Love. New York: Farrar and Reinhart, 1944.

Reik, T. Of Love and Lust. New York: Farrar, Straus, and Cohady, 1957.

Richardson, S., B. Dohrenwend, and D. Klein. Interviewing: Its Forms and Functions. New York: Basic Books, 1965.

Riskin, J. Family interaction scales. Archives of General Psychiatry, 1964, 11, 484-494.

Riskin, J., and E. Faunce. Family interaction scales. Archives of General Psychiatry, 1970, 22, 504-537.

Riskin, J., and E. Faunce. An evaluative review of family interaction research. Family Process, 1972, 11 (4), 365-455.

Rogers, C. On Becoming a Person. Boston: Houghton-Mifflin, 1961.

Rogers, L., H. Young, I. Cohen, and J. Sworin. Marital stability, mental health, and marital satisfaction. Journal of Counseling and Clinical Psychology, 1970, 35 (3), 342-348.

Rollins, B., and K. Cannon. Marital satisfaction over the family life cycle: A reevaluation. Journal of Marriage and the Family, 1974, 36, 271-283.

Rollins, B., and H. Feldman. Marital satisfaction over the family life cycle. Journal of Marriage and the Family, 1970, 32, 20-28.

Ryder, R. Two replications of color matching factors. Family Process, 1966, 5, 43-48.

Ryder, R., and D. Goodrich. Married couples' responses to disagreement. Family Process, 1966, 5, 30-42.

Ryder, R., J. Kafka, and D. Olson. Separating and joining influences in courtship and early marriages. American Journal of Orthopsychiatry, 1971, 41, 450-464.

Rytting, M. Self-disclosure in the development of heterosexual roles. Dissertation Abstracts, 1976, 36 (7-B), 3582.

Satir, V. Conjoint Family Therapy. Palo Alto, Calif.: Science and Behavior Books, 1964.

Schachtel, E. Metamorphisis. New York: Basic Books, 1959.

Schwartz, D. A. The paranoid-depressive existential continuum. Psychiatric Quarterly, 1964, 38, 1-17.

Searles, H. Collected Papers on Schizophrenia and Related Subjects. New York: International Universities Press, Inc., 1965.

Searles, H. Countertransference and Related Subjects. New York: International Universities Press, 1979.

Shaver, K. An Introduction to Attribution Processes. Cambridge, Mass.: Winthrop Press, 1975.

Sheinbein, J., and L. Handler. Marital interaction testing as a therapeutic procedure. Unpublished doctoral dissertation, The University of Tennessee, 1972.

Sidman, M. Tactics of Scientific Research. New York: Basic Books, 1960.

Skinner, B. F. Science and Human Behavior. New York: The MacMillan Company, 1953.

Skynner, R. Systems of Marital and Family Psychotherapy. New York: Brunner/Mazel Publishers, 1976.

Slater, P. Earthwalk. New York: Anchor Books, 1974.

Sporakowski, M., and G. Hughston. Prescriptions for happy marriages: Adjustments and satisfactions of couples married for 50 or more years. The Family Coordinator, 1978, 27 (4), 321-328.

Stierlin, H. Separating Parents and Adolescents. New York: Quadrangle Books, 1974.

Stierlin, H. Psychoanalysis and Family Therapy. New York: Jason Aronson, Inc., 1977.

Strauss, E. Couples in love. Dissertation Abstracts, 1974, 35 (5-B), 2450.

Strodtbeck, F. Husband-wife interaction over revealed differences. American Sociological Review, 1951, 16, 468-473.

Strupp, H., and A. Bergin. Some empirical and conceptual bases for coordinated research in psychotherapy: A critical review of issues, trends, and evidence. International Journal of Psychiatry, 1969, 7, 18-90.

Strupp, H., S. Hadley, and B. G. Schwartz. Psychotherapy for Better or Worse. New York: Jason Aronson, Inc., 1977.

Stuart, R. B. Operant interpersonal treatment for marital discord. Journal of Consulting and Clinical Psychology, 1969, 33, 675-682.

Stuckert, R. Role perception and marital satisfaction: A configurational approach. Marriage and Family Living, 1963, 25 (4), 415-419.

Sullivan, C. On being loved: A contribution to the psychology of object relations. Psychoanalytic Review, 1965, 52 (1), 5-18.

Sullivan, H. S. Conceptions of Modern Psychiatry. New York: W. W. Norton and Company, Inc., 1940.

Sullivan, H. S. The Interpersonal Theory of Psychiatry. New York: W. W. Norton and Company, Inc., 1953.

Sullivan, H. S. The Psychiatric Interview. New York: W. W. Norton and Company, Inc., 1954.

Terrill, J., and R. Terrill. A method for studying family communication. Family Process, 1965, 4, 259-290.

Thibaut, J., and H. Kelly. The Social Psychology of Groups. New York: John Wiley and Sons, Inc., 1959.

Toffler, A. Future Shock. New York: Bantam Books, 1970.

Trost, J. Some data on mate selection: Homogamy and perceived homogamy. Journal of Marriage and the Family, 1967, 29 (4), 730-738. (a)

Trost, J. Some data on mate selection: Complementarity. Journal of Marriage and the Family, 1967, 29 (4), 739-755. (b)

Turk, J., and H. Bell. Measuring power in families. Journal of Marriage and the Family, 1972, 34, 215-222.

Vandenberg, J. A Different Existence. Pittsburgh: Duquesne University Press, 1972.

Voss, H. E. Relationship of disclosure to marital satisfaction: An exploratory study. Unpublished Master's thesis, University of Wisconsin, 1969.

Wahler, R. G. The insular mother: Her problems in parent-child treatment. Journal of Applied Behavior Analysis, 1980, 13 (2), 207-219.

Walker, L. Friendship patterning as affected by intimate and nonintimate self-disclosure. Dissertation Abstracts, 1973, 33 (1-13), 3326.

Watts, A. Psychotherapy East and West. New York: Vintage Books, 1961.

Watzlawick, P., and J. Weakland (Eds.). The Interactional View. New York: W. W. Norton and Company, Inc., 1977.

Webb, D. Relationship of self-acceptance and self-disclosure to empathy and marital need satisfaction. Dissertation Abstracts, 1972, 33 (1-B), 432-433.

Weiss, R. The conceptualization of marriage from a behavioral perspective. In T. Paolino and B. McCrady (Eds.), Marriage and Marital Therapy. New York: Brunner/Mazel Publishers, 1977.

Weiss, R., H. Hops, and G. Patterson. A framework for conceptualizing marital conflict: A technology for altering it, some data for evaluating it. In F. W. Clark and L. A. Hamerlynck (Eds.), Critical Issues in Research and Practice. Champaign, Ill.: Illinois Research Press, 1973.

Wheelis, A. The Quest for Identity. New York: W. W. Norton and Company, Inc., 1958.

Whitaker, C. Psychotherapy with couples. American Journal of Psychotherapy, 1958, 12, 18-23.

Wildman, G., M. Erickson, and R. Kent. The effect of two training procedures on observer agreement and variability of behavior ratings. Child Development, 1975, 46, 520-524.

Winch, R. Another look at the theory of complementary needs in mate selection. Journal of Marriage and the Family, 1967, 29 (4), 756-762.

Winch, R., and T. and V. Ktsanes. The theory of complementary needs in mate selection: An analytic and descriptive study. American Sociological Review, 1954, 19, 241-249.

Winnicott, D. W. The development of the capacity for concern (1963). In Maturational Processes and the Facilitating Environment. Second Printing. New York: International Universities Press, 1966.

Winnicott, D. W. Through Paediatrics to Psycho-Analysis. New York: Basic Books, 1975.

Wolfe, T. The "me" decade. In P. Matin, The new narcissism. Harper's, October, 1975.

Wolff, L. Self-disclosure in the marital dyad. Dissertation Abstracts, 1976, 37 (5-B), 2581.

Wynne, L. Some indications and contradictions for exploratory family therapy. In I. Boszormenyi-Nagy and J. Framo (Eds.), Intensive Family Therapy. New York: Harper and Row, 1965.

Wynne, L. Some guidelines for exploratory conjoint family therapy. In J. Haley (Ed.), Changing Families. New York: Grune and Stratton, 1971.

Wynne, L., I. Ryckoff, J. Day, and S. Hirsch. Pseudomutuality in the family relations of schizophrenics. Psychiatry, 1958, 21, 205.

Wynne, L., and M. Singer. Thought disorders and family relations of schizophrenics. II: A classification of forms of thinking. Archives of General Psychiatry, 1963, 9, 199-206.

APPENDICES

APPENDIX A

FLYER ADVERTISEMENT AND NEWSPAPER ADVERTISEMENT

I. FLYER ADVERTISEMENT

WANTED: HAPPILY MARRIED COUPLES

It is known that one out of every three marriages today ends in divorce. Much has been said as to the reasons for the alarming divorce trend but little time and attention has been given to addressing couples enjoying their marriage. This research project seeks to talk with couples enjoying their marital relationship. It is hoped that by talking with these couples about the "secrets" of their success, we can use this knowledge to help those seeking professional assistance for marital problems.

We are seeking couples age 23-40, who would be willing to sit down with an interviewer for approximately one hour. The couple will be asked to talk about how they get along as well as discuss some topics of interest to the interviewer.

Strict confidentiality will be maintained at all times. Participation is voluntary and without pay.

To participate, call the appropriate number below and ask for "Lance Laurence Study." Leave your first name only and telephone number with the secretary. You will receive a call shortly thereafter when we can schedule a convenient time for the interview.

Thank you for your time and interest.

Lance T. Laurence
Psychology Graduate Student

Mon.-Fri.	9:00-8:00	The Psychology Clinic	974-2161
Weekends,	Weeknights after 9:00		588-9945

II. NEWSPAPER ADVERTISEMENT

Wanted: Happily married couples to participate in a research project. If interested call the Psychology Clinic, 974-2161.

APPENDIX B

HUMAN SUBJECTS CONSENT FORM

The purpose of this project is to learn about satisfying marriages. By talking to couples enjoying their marriage, it is hoped we can learn more about this process in order to help those with marital problems. Couples will be asked to talk about how they get along as well as touching on some topics of interest to the interviewer.

The interview will last approximately an hour and the discussions will be relatively unstructured. Interviews will be recorded on casette tapes to eliminate the need for note-taking and for data collection purposes at a later date. It is possible that we might touch on areas not previously thought very much about by either spouse. Anyone can ask not to pursue a topic at any time. A couple's relationship might benefit from these discussions but this of course cannot be promised.

Strict confidentiality will be maintained throughout this study. No records of names nor any potentially revealing information will be kept.

All audiotapes will be destroyed following completion of this project. Moreover, no identifying information will be used in the reporting of this research project.

The researcher will gladly answer any questions regarding this project. Participants are free to withdraw consent and discontinue participation at any time without penalty.

Lance T. Laurence
Psychology Graduate Student

Human Subjects Consent Form (continued)

I have been informed as to the nature of this research project and I agree to participate of my own free will.

_____	_____
Signature	Date
_____	_____
Signature	Date

APPENDIX C

INTERVIEW CHECKLIST

I. Demographic Data

The following information will be secured under this topic heading: date of interview, ages, occupations, educational background, years married.

II. Self-Report Status

How did you decide to participate in this study? What led the two of you to conclude you are an intimate couple? What are you basing your decision upon?

III. Perceived Elements of Intimacy in Marriage

What do you think are the "ingredients" of an intimate relationship? What are the similarities and differences between intimate and nonintimate relationships? Do you know other intimate couples? What are they like? What are the similarities and differences between them and you?

IV. Private versus Public Relationships

What are the similarities and differences between your relationship with your spouse and your relationship with other people? What makes your relationship with your spouse unique? What do you do with your spouse that you generally do not do with other people and vice-versa?

V. Interpersonal Attraction

How did you meet? What kinds of things attracted you to your spouse? Had you had prior involvements with other people? What was different about your spouse? Relative to your other acquaintances, what makes your spouse unique? What do you think it is about you that attracts your spouse?

VI. Evolution of the Relationship

When did you first notice you were getting "serious" about your spouse? What was that like? How did you know you were getting serious? How did you know your spouse was getting serious about you? Can you remember what it was like prior to marriage? Is that the same or different from now? How so?

Interview Checklist (continued)

VII. Sexuality

What role do you think sexuality has in your relationship? Have there been changes in this sphere of your life?

VIII. Problems/Conflict Resolution

What things do you disagree about? What does each of you do? What is your spouse's reaction? How do these periods typically end? How do you go about making up following an argument?

IX. Roles

How are the responsibilities of marriage conducted? Who does what in your relationship? How did these assignments get made? Which areas work smoothly? Which areas still have "kinks" in them? How do you envision a resolution of these differences?

X. Choice/Commitment

Why did you decide to get married? What have you gained from this relationship? What have you sacrificed in order to make the relationship work? How do you envision the future for the two of you? What will be the same/different from now?

XI. Play

Do you ever "goof around"? What kinds of things do you do? Do you have nicknames and/or other personal language systems? How did these start? Do you have private jokes or other interactions like teasing?

XII. Routine/Change

What things are constant in your relationship; that don't seem to vary? In a world of change, how do you handle change? How do you go about making a change in your relationship?

XIII. Private Things/Self-Disclosure

Are there things you do/say with your spouse that no one else knows about? What are these? How did you first go about engaging in these activities? What was your spouse's response to these things? How did you feel?

APPENDIX D

BEAVERS-TIMBERLAWN FAMILY EVALUATION SCALES

Couple's Name: _____

Rater's Name: _____

I. Overt Power: Based on the entire tape, check the term that best describes your general impression of the power structure of this couple.

1	2	3	4	5
Chaos	Marked Dominance	Moderate Dominance	Led	Egalitarian
Leaderless; no one has enough power to structure the interaction.	Control is close to absolute. No negotiation; dominance and submission are the rule.	Control is close to absolute. Some negotiation, but dominance and submission are the rule.	Tendency toward dominance and submission, but most of the interaction is through respectful negotiation.	Leadership is shared between parents, changing with the nature of the interaction.

If 2 to 4, indicate:

Who is #1 in power: Father_____ Mother_____ Kids (specify)_____
Who is #2 in power: Father_____ Mother_____ Kids (specify)_____

II. Parental Coalitions: Check the terms that best describe the relationship structure in this couple.

1	2	3	4	5
Parent-Child Coalition		Weak Parental Coalition		Strong Parental Coalition

Beavers-Timberlawn Family Evaluation Scales (continued)

III. Closeness

1	2	3	4	5
Amorphous, vague and indistinct boundaries among members.		Isolation, distancing		Closeness, with distinct boundaries among members.

IV. Mythology: Every family has a mythology; that is, a concept of how it functions as a group. Rate the degree to which this family's mythology seems congruent with reality.

1	2	3	4	5
Very congruent	Mostly congruent		Somewhat congruent	Very incongruent

V. Goal-Directed Negotiation: Rate this family's overall efficiency in negotiation and problem-solving.

1	2	3	4	5
Extremely efficient	Good		Poor	Extremely inefficient

VI. Communication of Self-Concept: Rate this family as to the clarity of disclosure of feelings and thoughts. This is not a rating of the intensity of feelings, but rather of clarity of expression of individual thoughts and feelings.

1	2	3	4	5
Very clear		Somewhat vague and hidden		Hardly anyone is ever clear

Beavers-Timberlawn Family Evaluation Scales (continued)

VII. Responsibility: Rate the degree to which the family members take responsibility for their own past, present, and future actions.

1	2	3	4	5
Members regularly are able to voice responsibility for individual actions.		Members sometimes voice responsibility for individual actions, but tactics sometimes include blaming others, speaking in third person or plural.		Members rarely, if ever, voice responsibility for individual actions.

VIII. Invasiveness: Rate the degree to which the members speak for one another, or make "mind reading" statements.

1	2	3	4	5
Many invasions		Occasional invasions		No evidence of invasions

IX. Permeability: Rate the degree to which members are open, receptive, and permeable to the statements of other family members.

1	2	3	4	5
Very open	Moderately open		Members frequently unreceptive	Members unreceptive

Beavers-Timberlawn Family Evaluation Scales (continued)

X. Expressiveness: Rate the degree to which this family system is characterized by open expression of feelings.

1	2	3	4	5
Open, direct expression of feelings.	Direct expression of feelings despite some discomfort.	Obvious restriction in the expression of some feelings.	Although some feelings are expressed, there is a masking of most feelings.	No expression of feelings.

XI. Mood and Tone: Rate the feeling tone of this family's interactions.

1	2	3	4	5
Usually warm, affectionate, humorous and optimistic.	Polite, without impressive warmth or affection; or frequently hostile with times of pleasure.	Overtly hostile	Depressed	Cynical, hopeless and pessimistic.

XII. Conflict: Rate the degree of seemingly unresolvable conflict.

1	2	3	4	5
Severe conflict, with severe impairment of group functioning.	Definite conflict, with moderate impairment of group functioning.	Definite conflict, with slight impairment of group functioning.	Some evidence of conflict without impairment of group functioning.	Little or no conflict.

Beavers-Timberlawn Family Evaluation Scales (continued)

XIII. Empathy: Rate the degree of sensitivity to, and understanding of, each other's feelings within this family.

1	2	3	4	5
Consistent empathic responsiveness.	For the most part, an empathic responsiveness with one another despite obvious resistance.	Attempted empathic involvement, but failed to maintain it.	Absence of any empathic responsiveness.	Grossly inappropriate responses to feelings.

XIV. Global Health Pathology Scale: Circle the number of the point on the following scale which best describes this family's health or pathology.

10	9	8	7	6	5	4	3	2	1
Most pathological									Healthiest

APPENDIX E

TABLE E-1

MEAN VALUES OF BEAVERS-TIMBERLAWN FAMILY EVALUATION SCALES IN DIAGNOSTIC CATEGORIES
(From Lewis et al., 1976)

Scale	Healthy N=33	Neurotic N=7	Behavior Disorder N=45	Psychotic N=18	Significant Levels T-Test* H-N	H-B	H-P	N-B	N-P	B-P
Global Health Pathology	4.0	7.3	7.9	8.9	.01	.01	.01	.01	.01	.01
Family System Rating Scales										
Sum of Scales	31.0	44.5	46.9	50.4	.01	.01	.01	.60	.20	.20
Structure**	2.1	3.3	3.4	3.7	.05	.01	.01	--	.60	.40
Coalition**	2.0	3.3	3.4	3.8	.02	.01	.01	--	.40	.20
Closeness**	2.5	2.9	3.0	3.6	.20	.01	.01	.80	.05	.01
Mythology	2.0	3.8	4.1	4.6	.01	.01	.01	.60	.10	.10
Negotiation	2.7	3.2	3.8	4.0	.20	.01	.01	.20	.20	.60
Clarity	2.7	4.0	3.5	3.9	.01	.01	.01	.40	--	.20
Responsibility	2.3	3.4	3.8	4.3	.01	.01	.01	.40	.05	.10
Invasiveness**	2.0	2.0	2.3	2.7	--	.20	.01	.60	.01	.20
Permeability	3.0	4.1	4.1	4.4	.01	.01	.01	--	.60	.40
Expressiveness	2.9	4.2	3.7	4.0	.01	.01	.01	.05	.60	.10
Feeling Tone	1.9	2.4	3.0	3.6	.20	.01	.01	.20	.02	.05
Conflict**	2.1	3.2	4.4	4.4	.01	.01	.01	.05	.05	--
Empathy	2.9	3.6	3.8	4.3	.01	.01	.01	.60	.10	.05

* = Student's t: one-tailed test

** = Set up in the inverse direction on the scale, these scores are adjusted here to parallel the other scales; higher scores indicate greater pathology.

APPENDIX F

INTERPERSONAL CHECKLIST

1. well thought of
2. makes a good impression
3. able to give orders
4. forceful
5. self-respecting
6. independent
7. able to take care of self
8. can be indifferent to others
9. can be strict if necessary
10. firm but just
11. can be frank and honest
12. critical of others
13. can complain if necessary
14. often gloomy
15. able to doubt others
16. frequently disappointed
17. able to criticize self
18. apologetic
19. can be obedient
20. usually gives in
21. grateful
22. admires and imitates others
23. appreciative
24. very anxious to be approved of
25. cooperative
26. eager to get along with others
27. friendly
28. affectionate and understanding
29. considerate
30. encourages others
31. helpful
32. big-hearted and unselfish
33. often admired
34. respected by others
35. good leader
36. likes responsibility
37. self-confident
38. self-reliant and assertive
39. businesslike
40. likes to compete with others
41. hard-boiled when necessary
42. stern but fair
43. irritable
44. straightforward and direct

Interpersonal Checklist (continued)

45. resents being bossed
46. skeptical
47. hard to impress
48. touchy and easily hurt
49. easily embarrassed
50. lacks self-confidence
51. easily led
52. modest
53. often helped by others
54. very respectful to authority
55. accepts advice readily
56. trusting and eager to please
57. always pleasant and agreeable
58. wants everyone to like him
59. sociable and neighborly
60. warm
61. kind and reassuring
62. tender and soft-hearted
63. enjoys taking care of others
64. gives freely of self
65. always giving advice
66. acts important
67. bossy
68. dominating
69. boastful
70. proud and self-satisfied
71. thinks only of himself
72. shrewd and calculating
73. impatient with others' mistakes
74. self-seeking
75. outspoken
76. often unfriendly
77. bitter
78. complaining
79. jealous
80. slow to forgive a wrong
81. self-punishing
82. shy
83. passive and unaggressive
84. meek
85. dependent
86. wants to be led
87. lets others make decisions
88. easily fooled
89. too easily influenced by friends
90. will confide in anyone
91. fond of everyone
92. likes everybody

Interpersonal Checklist (continued)

93. forgives anything
94. oversympathetic
95. generous to a fault
96. overprotective of others
97. tries to be too successful
98. expects everyone to admire him
99. manages others
100. dictatorial
101. somewhat snobbish
102. egotistical and conceited
103. selfish
104. cold and unfeeling
105. sarcastic
106. cruel and unkind
107. frequently angry
108. hard-hearted
109. resentful
110. rebels against everything
111. stubborn
112. distrusts everybody
113. timid
114. always ashamed of self
115. obeys too willingly
116. spineless
117. hardly ever talks back
118. clinging vine
119. likes to be taken care of
120. will believe anyone
121. wants everyone's love
122. agrees with everyone
123. friendly all the time
124. loves everyone
125. too lenient with others
126. tries to comfort everyone
127. too willing to give to others
128. spoils people with kindness

APPENDIX G

CONTENT ITEMS

1. This couple's arguments/disagreements are time-limited.
2. This couple has a history of having "weathered hard times" together.
3. Wife has implicit expectations for her spouse.
4. This couple gave the interviewer an honest picture of themselves.

5-6. Parental relationship seen largely as "positive" and a relationship to model or emulate:

	Yes	No
For Husband:	_____	_____
For Wife:	_____	_____

7. There is a congruence between the husband's implicit and explicit expectations for his wife.
8. This couple has similar goals.
9. Wife has explicit expectations for her husband.
10. Couple likes similar food.
11. This couple is sensible.
12. Personal growth is not a high priority in this marriage.
13. In general, prefer to spend free time with spouse rather than with others.
14. Within the marriage each spouse provides a "sounding board" for the other.
15. Couple can talk about their disagreements openly.
16. Personality style of one member complements and fits well the style of the spouse.
17. This couple has pet names for each other.
18. Husband takes responsibility for himself.

Content Items (continued)

19. This couple is pessimistic about their future.

20. In addition to being married, each member feels the spouse is his/her best friend.

21. Household chores are delegated along the lines of personal preference.

22. Husband attempts to define how his wife thinks or feels.

23. There is no distinction between "private" and "public" in this couple.

24. Husband takes too much responsibility for his wife.

25. This couple feels the good times have outweighed the bad.

26. Personality styles of the couple clash with one another.

27. It is important for this couple to maintain a relationship with parents and in-laws.

28. This couple negotiated and decided upon the delegation of household chores at some point in the marriage.

29. It is not important for this couple to maintain a relationship with parents and in-laws.

30. The marriage is more important than any one specific need or problem of the individual.

31. This couple is optimistic regarding their future.

32. This couple is honest with each other.

33. Husband has explicit expectations for his wife.

34. This couple has similar backgrounds.

35. Couple made sexual adjustment at some point in their marriage.

36. Husband did chores at home when he was a child.

37. This couple has a romanticized view of marriage.

38. This couple's arguments/disagreements are always followed by resolutions.

39. The husband is the "boss" of this marriage.

Content Items (continued)

40. This couple maintains no difference in closeness between marital relationship and their relationship with others.

41. This couple allows the "little things" to aggravate them.

42. This couple is able to clearly articulate what they consider to be the problems in their marriage.

43. The wife is the "boss" of this marriage.

44. This couple has similar hobbies.

45. Each member of the couple has different goals.

46. Husband has implicit expectations for his wife.

47. This couple assumes they will be married for the rest of their lives.

48. The rater would not want this kind of marriage but it does seem to work well for this couple.

49. Part of the reason for this couple's marital success is not expecting too much from everyday life.

50. This couple has an "open marriage."

51. This couple lives by the philosophy of "let's live for today."

52. Change is not a high priority in this marriage.

53. This couple has had similar rearing experiences.

54. This couple believes they are more happily married than other couples.

55. This couple is able to differentiate situational or day-to-day stresses from conflicts within the marriage.

56. At some point in the marriage household chores were a source of conflict for this couple.

57. This couple is practical.

Content Items (continued)

58-
59. Parental relationship seen as having no influence on couple's present relationship:

	Yes	No
For Husband:	_____	_____
For Wife:	_____	_____

60. This couple has a large circle of friends.

61. This couple is mature.

62. This couple considers themselves intimate.

63. This couple has many support systems outside the marital unit.

64. This is an introverted couple.

65. The value systems of this couple are incompatible.

66. This couple has a sense of "it's you and me against the world."

67. This is a committed couple.

68. This couple has few support systems outside the marital unit.

69. This couple is down-to-earth.

70. Both are interested in helping the spouse develop to the spouse's fullest potential.

71. Religion is an important variable in making things work between them.

72. They are effective problem-solvers.

73. This couple has a small circle of friends.

74. With respect to their marriage, this couple believes the "grass is greener on the other side of the hill."

75. Teasing/kidding is present in the relationship.

76. Each party communicates their position clearly when trying to work out their problems.

Content Items (continued)

77. This couple is confident that their marriage will survive "the storms of life."

78. This is an extroverted couple.

79. The value systems of the couple are compatible.

80. This couple may be deceiving themselves; they seem to have more significant conflict than they report or realize.

81. Husband attempts to make his thoughts, feelings, wants/needs explicit to his wife.

82. This couple's goals are incompatible.

83. There is an acceptance of the spouse's limitations present with this couple.

84. When necessary, this couple feels they can create a "haven" or "sanctuary" where they can temporarily shut out the rest of the world.

85. Wife takes too much responsibility for her husband.

86. This couple has or plans to have children and views children as another avenue for growth in the marital relationship.

87. Wife takes responsibility for herself.

88. This marriage is in a constant state of flux.

89-
90. Parental relationship seen as largely "negative" and not the kind of relationship to model or emulate:

	Yes	No
For Husband:	_____	_____
For Wife:	_____	_____

91. There is always some type of crisis going on in this marriage.

92. The husband is the overfunctioning person in this marriage.

93. This couple is in love.

94. Household chores are cast along the lines of traditional male-female roles.

Content Items (continued)

95. Married life has always been easy for this couple.

96. The wife is the distancer in this marriage.

97. It is important for this couple to involve other family members in disagreements involving the marital unit.

98-
99. Personal identity separate from spouse is cultivated in this marriage:

	Yes	No
For Husband:	_____	_____
For Wife:	_____	_____

100. This couple is able to generate alternatives for solving their problems.

101. This couple feels marriage "is not a rose garden; it's what you make of it."

102. Humor is an important element in this marriage.

103. This couple has different backgrounds.

104. This couple enjoys periods of physical contact--i.e., hugging, fondling--without intercourse being the goal.

105. The husband underfunctions in this marriage.

106. This couple attributes their marital success to chance.

107. This couple enjoys each other's company.

108. This couple has "private time" they set aside to spend together--i.e., taking walks, reading together, etc.

109. There is an acceptance of one's own limitations present with this couple.

110. This couple tends to work out their problems between themselves and without the involvement of other family members.

111. They have developed a sense of "coupleness or weness" in addition to their individual identities.

Content Items (continued)

112. Each member of the couple believes their marriage will satisfy all of their individual needs.

113. The wife is the overfunctioner in this relationship.

114. This couple has similar value systems.

115. Each member is supportive of the other.

116. This couple tackles conflict in their marriage with the assumption that they will work out their problems.

117. This couple's arguments/disagreements last for prolonged periods of time.

118. This couple expects immediate gratification of their wants/needs.

119. Physical attraction is an important aspect of this marriage.

120. This couple's goals are compatible.

121. This couple feels sex is an important aspect of their relationship.

122. Bolstering of spouse's self-esteem occurs in this marriage.

123. This couple is determined to make their marriage work.

124. This couple has struggled with finances at some point in their marriage.

125. This couple lacks a sense of permanence and stability in their relationship.

126. Husband is the distancer in this relationship.

127. Teamwork is an important element of their marriage.

128. They depend on each other.

129. This couple tends to make "mountains out of molehills."

130. This couple has significant doubts about their ability to cope with the demands of life.

131. This couple has disagreements.

132. There are well-defined roles in this marriage.

133. This couple is able to delay gratification of their wants/needs.

Content Items (continued)

134. Wife is the pursuer in this relationship.

135. Each member of the couple has different values.

136. Husband is invested in trying to change his wife.

137. Household chores are cast along the lines of time constraints and/or convenience.

138. This couple has few contacts outside of their marriage.

139. There is little to no routine in this marriage.

140. Both parties see the accumulation of material wealth and personal belongings as important.

141. This marriage is predominantly "we" with little to no "I" built into the relationship.

142. This couple has never struggled financially.

143. The wife is the underfunctioner in this marriage.

144. This couple has problems with their in-laws.

145. This couple sees the ability to "hang in there" as important to making their marriage work.

146. Household chores are a source of conflict for this couple.

147. At some point this couple clearly delineated the boundaries between the marital unit and the extended family.

148. This couple attributes their marital success to hard work and effort.

149. This couple likes similar recreational activities.

150. This couple's decision to marry evolved over time and without conscious deliberation.

151. Husband is the pursuer in this relationship.

152. Articulation of their problems in a clear and concise manner leads to resolution of their problems.

153. During arguments one member is eventually willing to "put down the gloves."

Content Items (continued)

154. There is an equal distribution of power in this marriage.

155. Wife attempts to define how her husband thinks/feels.

156. Couple believes in and practices sexual fidelity.

157. For this couple marriage is a partnership.

158. This couple has common interests.

159. This couple feels honesty is an important element in their marriage.

160. This couple feels sex is of minor importance in their marriage.

161. This couple considers themselves to be committed.

162. Wife is invested in trying to change her husband.

163. This couple feels that divorce is often a result of others not putting enough effort into their marriage.

164. This couple says they are happy but the rater thinks they are not as happy as the couple thinks they are.

165. This couple had different rearing experiences.

166. This couple periodically takes inventory of their marriage.

167. In this marriage the individuals respect each other.

168. Wife attempts to make her thoughts, feelings, wants/needs explicit to her husband.

169. When conflict arises this couple is reluctant to compromise.

170. This couple shares information with the spouse that they share with no one else.

171. This couple feels that self-knowledge of one's wants, likes, dislikes, and expectations is an important element in making the marriage work well.

172. This is an intimate couple.

173. This couple does seem very happy.

174. There is a congruence between the wife's implicit and explicit expectations for her husband.

APPENDIX H

CONTENT ITEMS SCORING SHEET

Couple's Name: _____ Rater: _____

	Yes	No		Yes	No		Yes	No
1.	____	____	30.	____	____	59.	____	____
2.	____	____	31.	____	____	60.	____	____
3.	____	____	32.	____	____	61.	____	____
4.	____	____	33.	____	____	62.	____	____
5.	____	____	34.	____	____	63.	____	____
6.	____	____	35.	____	____	64.	____	____
7.	____	____	36.	____	____	65.	____	____
8.	____	____	37.	____	____	66.	____	____
9.	____	____	38.	____	____	67.	____	____
10.	____	____	39.	____	____	68.	____	____
11.	____	____	40.	____	____	69.	____	____
12.	____	____	41.	____	____	70.	____	____
13.	____	____	42.	____	____	71.	____	____
14.	____	____	43.	____	____	72.	____	____
15.	____	____	44.	____	____	73.	____	____
16.	____	____	45.	____	____	74.	____	____
17.	____	____	46.	____	____	75.	____	____
18.	____	____	47.	____	____	76.	____	____
19.	____	____	48.	____	____	77.	____	____
20.	____	____	49.	____	____	78.	____	____
21.	____	____	50.	____	____	79.	____	____
22.	____	____	51.	____	____	80.	____	____
23.	____	____	52.	____	____	81.	____	____
24.	____	____	53.	____	____	82.	____	____
25.	____	____	54.	____	____	83.	____	____
26.	____	____	55.	____	____	84.	____	____
27.	____	____	56.	____	____	85.	____	____
28.	____	____	57.	____	____	86.	____	____
29.	____	____	58.	____	____	87.	____	____

Content Items Scoring Sheet (continued)

Couple's Name:_____ Rater:_____

	Yes	No		Yes	No		Yes	No
88.	_____	_____	117.	_____	_____	146.	_____	_____
89.	_____	_____	118.	_____	_____	147.	_____	_____
90.	_____	_____	119.	_____	_____	148.	_____	_____
91.	_____	_____	120.	_____	_____	149.	_____	_____
92.	_____	_____	121.	_____	_____	150.	_____	_____
93.	_____	_____	122.	_____	_____	151.	_____	_____
94.	_____	_____	123.	_____	_____	152.	_____	_____
95.	_____	_____	124.	_____	_____	153.	_____	_____
96.	_____	_____	125.	_____	_____	154.	_____	_____
97.	_____	_____	126.	_____	_____	155.	_____	_____
98.	_____	_____	127.	_____	_____	156.	_____	_____
99.	_____	_____	128.	_____	_____	157.	_____	_____
100.	_____	_____	129.	_____	_____	158.	_____	_____
101.	_____	_____	130.	_____	_____	159.	_____	_____
102.	_____	_____	131.	_____	_____	160.	_____	_____
103.	_____	_____	132.	_____	_____	161.	_____	_____
104.	_____	_____	133.	_____	_____	162.	_____	_____
105.	_____	_____	134.	_____	_____	163.	_____	_____
106.	_____	_____	135.	_____	_____	164.	_____	_____
107.	_____	_____	136.	_____	_____	165.	_____	_____
108.	_____	_____	137.	_____	_____	166.	_____	_____
109.	_____	_____	138.	_____	_____	167.	_____	_____
110.	_____	_____	139.	_____	_____	168.	_____	_____
111.	_____	_____	140.	_____	_____	169.	_____	_____
112.	_____	_____	141.	_____	_____	170.	_____	_____
113.	_____	_____	142.	_____	_____	171.	_____	_____
114.	_____	_____	143.	_____	_____	172.	_____	_____
115.	_____	_____	144.	_____	_____	173.	_____	_____
116.	_____	_____	145.	_____	_____	174.	_____	_____

APPENDIX I

INTERPERSONAL CHECKLIST SCORING SHEET

		H	W	C
1.	well thought of	____	____	____
2.	makes a good impression	____	____	____
3.	able to give orders	____	____	____
4.	forceful	____	____	____
5.	self-respecting	____	____	____
6.	independent	____	____	____
7.	able to take care of self	____	____	____
8.	can be indifferent to others	____	____	____
9.	can be strict if necessary	____	____	____
10.	firm but just	____	____	____
11.	can be frank and honest	____	____	____
12.	critical of others	____	____	____
13.	can complain if necessary	____	____	____
14.	often gloomy	____	____	____
15.	able to doubt others	____	____	____
16.	frequently disappointed	____	____	____
17.	able to criticize self	____	____	____
18.	apologetic	____	____	____
19.	can be obedient	____	____	____
20.	usually gives in	____	____	____
21.	grateful	____	____	____
22.	admires and imitates others	____	____	____

Interpersonal Checklist Scoring Sheet (continued)

		H	W	C
23.	appreciative	____	____	____
24.	very anxious to be approved of	____	____	____
25.	cooperative	____	____	____
26.	eager to get along with others	____	____	____
27.	friendly	____	____	____
28.	affectionate and understanding	____	____	____
29.	considerate	____	____	____
30.	encourages others	____	____	____
31.	helpful	____	____	____
32.	big-hearted and unselfish	____	____	____
33.	often admired	____	____	____
34.	respected by others	____	____	____
35.	good leader	____	____	____
36.	likes responsibility	____	____	____
37.	self-confident	____	____	____
38.	self-reliant and assertive	____	____	____
39.	businesslike	____	____	____
40.	likes to compete with others	____	____	____
41.	hard-boiled when necessary	____	____	____
42.	stern but fair	____	____	____
43.	irritable	____	____	____
44.	straightforward and direct	____	____	____
45.	resents being bossed	____	____	____

Interpersonal Checklist Scoring Sheet (continued)

		H	W	C
46.	skeptical	____	____	____
47.	hard to impress	____	____	____
48.	touchy and easily hurt	____	____	____
49.	easily embarrassed	____	____	____
50.	lacks self-confidence	____	____	____
51.	easily led	____	____	____
52.	modest	____	____	____
53.	often helped by others	____	____	____
54.	very respectful to authority	____	____	____
55.	accepts advice readily	____	____	____
56.	trusting and eager to please	____	____	____
57.	always pleasant and agreeable	____	____	____
58.	wants everyone to like him	____	____	____
59.	sociable and neighborly	____	____	____
60.	warm	____	____	____
61.	kind and reassuring	____	____	____
62.	tender and soft-hearted	____	____	____
63.	enjoys taking care of others	____	____	____
64.	gives freely of self	____	____	____
65.	always giving advice	____	____	____
66.	acts important	____	____	____
67.	bossy	____	____	____
68.	dominating	____	____	____

Interpersonal Checklist Scoring Sheet (continued)

		H	W	C
69.	boastful	____	____	____
70.	proud and self-satisfied	____	____	____
71.	thinks only of himself	____	____	____
72.	shrewd and calculating	____	____	____
73.	impatient with others' mistakes	____	____	____
74.	self-seeking	____	____	____
75.	outspoken	____	____	____
76.	often unfriendly	____	____	____
77.	bitter	____	____	____
78.	complaining	____	____	____
79.	jealous	____	____	____
80.	slow to forgive a wrong	____	____	____
81.	self-punishing	____	____	____
82.	shy	____	____	____
83.	passive and unaggressive	____	____	____
84.	meek	____	____	____
85.	dependent	____	____	____
86.	wants to be led	____	____	____
87.	lets others make decisions	____	____	____
88.	easily fooled	____	____	____
89.	too easily influenced by friends	____	____	____
90.	will confide in anyone	____	____	____
91.	fond of everyone	____	____	____

Interpersonal Checklist Scoring Sheet (continued)

		H	W	C
92.	likes everybody	____	____	____
93.	forgives anything	____	____	____
94.	oversympathetic	____	____	____
95.	generous to a fault	____	____	____
96.	overprotective of others	____	____	____
97.	tries to be too successful	____	____	____
98.	expects everyone to admire him	____	____	____
99.	manages others	____	____	____
100.	dictatorial	____	____	____
101.	somewhat snobbish	____	____	____
102.	egotistical and conceited	____	____	____
103.	selfish	____	____	____
104.	cold and unfeeling	____	____	____
105.	sarcastic	____	____	____
106.	cruel and unkind	____	____	____
107.	frequently angry	____	____	____
108.	hard-hearted	____	____	____
109.	resentful	____	____	____
110.	rebels against everything	____	____	____
111.	stubborn	____	____	____
112.	distrusts everybody	____	____	____
113.	timid	____	____	____
114.	always ashamed of self	____	____	____

Interpersonal Checklist Scoring Sheet (continued)

		H	W	C
115.	obeys too willingly	____	____	____
116.	spineless	____	____	____
117.	hardly ever talks back	____	____	____
118.	clinging vine	____	____	____
119.	likes to be taken care of	____	____	____
120.	will believe anyone	____	____	____
121.	wants everyone's love	____	____	____
122.	agrees with everyone	____	____	____
123.	friendly all the time	____	____	____
124.	loves everyone	____	____	____
125.	too lenient with others	____	____	____
126.	tries to comfort everyone	____	____	____
127.	too willing to give to others	____	____	____
128.	spoils people with kindness	____	____	____

H: ratings on husband

W: ratings on wife

C: ratings on couple as a unit

APPENDIX J

BEAVERS-TIMBERLAWN FAMILY EVALUATION SCALES SCORING SHEET

Couple's Name: _____

Rater's Name: _____

		Score
1.	Overt Power	_____
	A. Ranking of Power	
	1.	
	2.	
	3.	
2.	Parental Coalitions	_____
3.	Closeness	_____
4.	Mythology	_____
5.	Goal-Directed Negotiation	_____
6.	Communication of Self-Concept	_____
7.	Responsibility	_____
8.	Invasiveness	_____
9.	Permeability	_____
10.	Expressiveness	_____
11.	Mood and Tone	_____
12.	Conflict	_____
13.	Empathy	_____
14.	Global Health-Pathology Scale	_____
	Total Score (adding 1-13)	_____

APPENDIX K

TABLE K-1

ORIGINAL INTERVIEW ITEMS: INTRACOUPLE AGREEMENT LEVELS

Couple	% Agreement	r_{tet}	p	N
21	93.98	.98	.01	166
5	93.64	.98	.01	173
17	93.10	.98	.01	174
8	92.49	.97	.01	173
25	91.91	.97	.01	173
3	91.33	.97	.01	173
19	91.28	.97	.01	172
20	90.80	.97	.01	174
4	90.23	.97	.01	174
7	89.59	.95	.01	173
15	89.02	.94	.01	173
12	87.93	.92	.01	174
23	87.86	.93	.01	173
16	87.72	.92	.01	171
22	85.96	.90	.01	171
14	85.38	.89	.01	171
6	84.97	.90	.01	173
2	81.61	.84	.01	174
13	81.39	.84	.01	172
11	81.08	.82	.01	174
18	81.03	.83	.01	174
9	80.46	.82	.01	174
10	78.03	.77	.01	173
1	75.86	.73	.01	174
24	66.67	.50	.01	168
N = 25	$\bar{X}$ = 86.94			
	s = 5.299			

r_{tet} = tetrachoric correlation coefficient

APPENDIX L

TABLE L-1

CORRELATION BETWEEN RATERS: ALL ORIGINAL 174 ITEMS*

	Rater #1		
	Present/Observed	Absent/Not Observed	Total
Rater #2			
Present/Observed	2283	266	2549
Absent/Not Observed	332	1433	1765
Total	2615	1699	4314

*r_{tet} = .90

APPENDIX M

ITEM CLUSTERS WITH LOW RATER AGREEMENT LEVELS

I. Rater Impressions

#164 - This couple says they are happy but the rater thinks they are not as happy as the couple thinks they are.
Percent Agreement: 72
G-Index of Agreement: 44

II. Interpersonal Behavior

#22 - Husband attempts to define how his wife thinks or feels.
Percent Agreement: 80
G-Index of Agreement: 60

#24 - Husband takes too much responsibility for his wife.
Percent Agreement: 68
G-Index of Agreement: 36

#39 - The husband is the "boss" of the marriage.
Percent Agreement: 76
G-Index of Agreement: 52

#43 - The wife is the "boss" of this marriage.
Percent Agreement: 68
G-Index of Agreement: 36

#46 - Husband has implicit expectations for his wife.
Percent Agreement: 32
G-Index of Agreement: -36

#70 - Both are interested in helping the spouse develop to the spouse's fullest potential.
Percent Agreement: 72
G-Index of Agreement: 44

#78 - This is an extroverted couple.
Percent Agreement: 64
G-Index of Agreement: 28

#92 - The husband is the overfunctioning person in this marriage.
Percent Agreement: 64
G-Index of Agreement: 28

Item Clusters With Low Rater Agreement Levels (continued)

#96 - The wife is the distancer in this marriage.
Percent Agreement: 76
G-Index of Agreement: 52

#99 - Personal identity for wife is separate from spouse and cultivated in this marriage.
Percent Agreement: 80
G-Index of Agreement: 60

#105 - The husband underfunctions in this marriage.
Percent Agreement: 76
G-Index of Agreement: 52

#113 - The wife is the overfunctioner in this relationship.
Percent Agreement: 72
G-Index of Agreement: 44

#126 - Husband is the distancer in this relationship.
Percent Agreement: 72
G-Index of Agreement: 44

#132 - There are well-defined roles in this marriage.
Percent Agreement: 80
G-Index of Agreement: 60

#134 - Wife is the pursuer in this relationship.
Percent Agreement: 72
G-Index of Agreement: 44

#136 - Husband is invested in trying to change his wife.
Percent Agreement: 64
G-Index of Agreement: 28

#141 - This marriage is predominantly "we" with little to no "I" built into the relationship.
Percent Agreement: 72
G-Index of Agreement: 44

#143 - The wife is the underfunctioner in the marriage.
Percent Agreement: 56
G-Index of Agreement: 12

#151 - Husband is the pursuer in the relationship.
Percent Agreement: 80
G-Index of Agreement: 60

#154 - There is an equal distribution of power in this marriage.
Percent Agreement: 72
G-Index of Agreement: 44

Item Clusters With Low Rater Agreement Levels (continued)

#166 - This couple periodically takes inventory of their marriage.
Percent Agreement: 80
G-Index of Agreement: 60

#174 - There is a congruence between the wife's implicit and explicit expectations for her husband.
Percent Agreement: 77
G-Index of Agreement: 52

III. Sex

#35 - Couple made sexual adjustment at some point in their marriage.
Percent Agreement: 76
G-Index of Agreement: 52

#119 - Physical attraction is an important aspect of this marriage.
Percent Agreement: 72
G-Index of Agreement: 44

#160 - This couple feels sex is of minor importance in their marriage.
Percent Agreement: 80
G-Index of Agreement: 60

IV. Problem-Solving

#38 - This couple's arguments/disagreements are always followed by resolutions.
Percent Agreement: 60
G-Index of Agreement: 20

#42 - This couple is able to clearly articulate what they consider to be the problems in their marriage.
Percent Agreement: 72
G-Index of Agreement: 44

#152 - Articulation of their problems in a clear and concise manner leads to resolutions of their problems.
Percent Agreement: 72
G-Index of Agreement: 44

V. Finances

None.

Item Clusters With Low Rater Agreement Levels (continued)

VI. Common Sense

#61 - This couple is mature.
Percent Agreement: 68
G-Index of Agreement: 44

VII. Intimacy

#75 - Teasing/kidding is present in the relationship.
Percent Agreement: 76
G-Index of Agreement: 52

VIII. Commitment

#30 - The marriage is more important than any one specific need or problem of the individual.
Percent Agreement: 60
G-Index of Agreement: 20

IX. Couple Constancy

#66 - This couple has a sense of "it's you and me against the world."
Percent Agreement: 52
G-Index of Agreement: 4

#95 - Married life has always been easy for this couple
Percent Agreement: 64
G-Index of Agreement: 28

#150 - This couple's decision to marry evolved over time and without conscious deliberation.
Percent Agreement: 76
G-Index of Agreement: 52

X. Similarities and Differences

#34 - This couple has similar backgrounds.
Percent Agreement: 72
G-Index of Agreement: 44

#44 - This couple has similar hobbies.
Percent Agreement: 76
G-Index of Agreement: 52

#45 - Each member of the couple has different goals.
Percent Agreement: 80
G-Index of Agreement: 60

Item Clusters With Low Rater Agreement Levels (continued)

#103 - This couple has different backgrounds.
Percent Agreement: 76
G-Index of Agreement: 52

#165 - This couple had different rearing experiences.
Percent Agreement: 80
G-Index of Agreement: 60

XI. Communication

#3 - Wife has implicit expectations for her spouse.
Percent Agreement: 36
G-Index of Agreement: 28

XII. Chores

#28 - This couple negotiated and decided upon the delegation of household chores at some point in the marriage.
Percent Agreement: 80
G-Index of Agreement: 60

#36 - Husband did chores at home when he was a child.
Percent Agreement: 78
G-Index of Agreement: 56

#94 - Household chores are cast along the lines of traditional male-female roles.
Percent Agreement: 80
G-Index of Agreement: 60

#137 - Household chores are cast along the lines of time constraints and/or convenience.
Percent Agreement: 64
G-Index of Agreement: 28

XIII. Family Relationships

#27 - It is important for this couple to maintain a relationship with parents and in-laws.
Percent Agreement: 68
G-Index of Agreement: 32

#29 - It is not important for this couple to maintain a relationship with parents and/or in-laws.
Percent Agreement: 65
G-Index of Agreement: 28

Item Clusters With Low Rater Agreement Levels (continued)

#144 - This couple has problems with their in-laws.
Percent Agreement: 79
G-Index of Agreement: 58

#147 - At some point this couple clearly delineated boundaries between the marital unit and the extended family.
Percent Agreement: 68
G-Index of Agreement: 36

XIV. Miscellaneous

#60 - This couple has a large circle of friends.
Percent Agreement: 64
G-Index of Agreement: 28

#73 - This couple has a small circle of friends.
Percent Agreement: 68
G-Index of Agreement: 44

#138 - This couple has few contacts outside of the marriage.
Percent Agreement: 76
G-Index of Agreement: 52

APPENDIX N

ADDITIONAL RATER AGREEMENT LEVEL INDICES ON THE BEAVERS-TIMBERLAWN FAMILY EVALUATION SCALES

An additional reliability measure was calculated to assess the degree of rater agreement on each scale of the Beavers-Timberlawn Family Evaluation Scales.

The Pearson-Product Moment Correlation Coefficient significantly underestimated the degree of agreement between raters on some of the scales. Due to the select sample, the raters tended not to utilize the full five-point range on some of the scales. For example, the raters gave scores of either a 1, 2 or 3 on the Empathy scale. No scores of 4 or 5 were given as no rater felt any couple showed "an absence of any empathic responsiveness" (rating = 4) or "grossly inappropriate responses to feelings" (rating = 5). To give scores ranging from only 1 to 3 implies some agreement between raters. An examination of Table 7 (page 67) shows that the Empathy scale is the scale with the lowest correlation coefficient. In effect, the restriction of ratings due to the select sample on the Empathy scale changed the rating scale from a five-point scale to a three-point scale. Hence, with this restriction of range, the Pearson-Product Moment Correlation Coefficient was also restricted and tended to underestimate the degree of agreement between raters. This underestimation of agreement between raters was thought to occur on other subscales as well.

Hence, Percent Agreement scores were calculated to assess the degree of rater agreement between all 14 scales. In addition, the

Kappa correction was performed to take into account the degree of agreement expected by chance and thereby present a more accurate picture of rater agreement. Table N-1 contains these Percent Agreement ratios and the respective Kappa corrections for each of the 14 scales of the Beavers-Timberlawn Family Evaluation Scales. Table N-1 lists the number of cases in which the raters gave an identical rating on any given scale. Also listed are the number of times in which identical ratings were given, plus the number of times a rating between raters was different by one number or by two numbers on the five-point scale. For example, on the Power scale, the raters gave identical ratings to 15 of the 25 couples in question. For all 25 couples, the ratings given by both raters were either identical or different by only one unit. Table N-1 contains the complete analysis of these agreement levels for each scale.

TABLE N-1

PERCENT AGREEMENT AND PERCENT AGREEMENT WITH KAPPA CORRECTION BETWEEN RATERS FOR EACH OF THE BEAVERS-TIMBERLAWN FAMILY EVALUATION SCALES

	Scale	Percent Agreement Level and Number of Cases per Category		Percent Agreement Level With Kappa Correction
I.	Power	Total Agreement:	15 - 60%	58.33%
	N=25	One Off:	10 - 100%	100%
II.	Coalition	Total Agreement:	16 - 64%	62.5%
	N=25	One Off:	9 - 100%	100%
III.	Closeness	Total Agreement:	15 - 60%	58.33%
	N=25	One Off:	8 - 92%	87.5%
		Two Off:	2 - 100%	100%
IV.	Mythology	Total Agreement:	9 - 36%	33.33%
	N=25	One Off:	14 - 92%	87.5%
		Two Off:	2 - 100%	100%
V.	Negotiation	Total Agreement:	12 - 48%	45.83%
	N=25	One Off:	12 - 96%	93.75%
		Two Off:	1 - 100%	100%
VI.	Communication Self-Concept	Total Agreement:	10 - 40%	37.5%
	N=25	One Off:	13 - 92%	87.5%
		Two Off:	2 - 100%	100%
VII.	Responsibility	Total Agreement:	13 - 52%	50%
	N=25	One Off:	12 - 100%	100%
VIII.	Invasiveness	Total Agreement:	6 - 24%	20.83%
	N=25	One Off:	18 - 96%	93.75%
		Two Off:	1 - 100%	100%
IX.	Permeability	Total Agreement:	11 - 44%	41.67%
	N=25	One Off:	13 - 96%	93.75%
		Two Off:	1 - 100%	100%
X.	Expressiveness	Total Agreement:	10 - 40%	37.5%
	N=25	One Off:	14 - 96%	93.75%
		Two Off:	1 - 100%	100%

Table N-1 (continued)

	Scale	Percent Agreement Level and Number of Cases per Category		Percent Agreement Level With Kappa Correction
XI.	Mood/Tone	Total Agreement:	18 - 72%	70.83%
	N=25	One Off:	7 - 100%	100%
XII.	Conflict	Total Agreement:	13 - 52%	50%
	N=25	One Off:	11 - 96%	93.75%
		Two Off:	1 - 100%	100%
XIII.	Empathy	Total Agreement:	10 - 40%	37.5%
	N=25	One Off:	14 - 96%	93.75%
		Two Off:	1 - 100%	100%
XIV.	Global Health Pathology	Total Agreement:	9 - 36%	35.35%
	N=25	One Off:	10 - 76%	73.62%
		Two Off:	6 - 100%	100%

APPENDIX O

RATER AGREEMENT LEVELS: INTERPERSONAL CHECKLIST

The Interpersonal Checklist yields a circumflex typology with each subject having an equal probability of being placed in one of eight possible octants. These classifications are nominal data and as such, Percent Agreement scores are the appropriate method of establishing rater agreement levels. Kappa corrections are performed to differentiate "true" rater agreement levels versus rater agreements likely to occur by chance expectancy. In effect, the Kappa correction subtracts the amount of agreement expected by chance and thereby provides a more accurate picture of "true" rater agreement.

APPENDIX P

FISCHER'S EXACT CALCULATIONS

Item	Randomized Subject Group Comparison: A versus B	Students versus Nonstudents
1	.239	.329
2	.520	.440
4	1.000	1.000
5	.122	.489
6	.509	.794
7	.454	.591
8	.591	.454
9	.520	.440
10	.476	.476
11	1.000	1.000
12	1.000	1.000
13	.239	.329
14	1.000	1.000
15	.454	.545
16	1.000	1.000
17	.554	.446
18	1.000	1.000
19	1.000	1.000
20	.480	.560
21	.379	.778
23	1.000	1.000
25	1.000	1.000
26	1.000	1.000
31	1.000	1.000
32	1.000	1.000
33	1.000	1.000
37	1.000	1.000
40	1.000	1.000
41	1.000	1.000
47	.723	.692
48	.545	.454
49	1.000	1.000
50	1.000	1.000
51	1.000	1.000
52	.545	.409
53	.420	.023
54	1.000	1.000
55	1.000	1.000
56	.037	.193
57	.542	.542

Fischer's Exact Calculations (continued)

Item	Randomized Subject Group Comparison: A versus B	Students versus Nonstudents
58	.500	.591
59	.545	.591
62	.545	.500
63	.260	.697
64	.738	.628
65	.458	.542
67	.500	.417
68	.260	.697
69	1.000	1.000
71	.939	.047
72	.217	.308
74	1.000	1.000
76	.283	.534
77	.500	.591
79	.478	.565
80	.389	.510
81	.449	.642
82	1.000	1.000
83	1.000	1.000
84	.480	.560
85	.476	.571
86	.522	.391
87	1.000	1.000
88	1.000	1.000
89	.040	.278
90	.776	.513
91	1.000	1.000
93	1.000	1.000
97	1.000	1.000
98	.500	.591
100	.429	.571
101	1.000	1.000
102	.520	.440
104	.435	.565
106	.520	.440
107	1.000	1.000
108	.295	.637
109	1.000	1.000
110	1.000	1.000
111	1.000	1.000
112	1.000	1.000
114	.458	.542
115	.458	.542
116	.409	.545
117	.458	.542

Fischer's Exact Calculations (continued)

Item	Randomized Subject Group Comparison: A versus B	Students versus Nonstudents
118	1.000	1.000
120	1.000	1.000
121	.220	.697
122	.458	.542
123	1.000	1.000
124	.124	.466
125	1.000	1.000
127	.602	.602
128	.542	.542
129	.500	.542
130	.545	.500
131	.500	.583
133	1.000	1.000
135	.478	.522
139	1.000	1.000
140	.679	.761
142	.124	.466
145	.478	.565
146	.150	.632
148	.500	.583
149	.428	.642
153	1.000	1.000
155	1.000	1.000
156	1.000	1.000
157	1.000	1.000
158	.199	.717
159	1.000	1.000
161	.500	.417
162	.398	.161
163	1.000	1.000
167	1.000	1.000
168	1.000	1.000
169	.476	.571
170	1.000	1.000
171	1.000	1.000
172	1.000	1.000
173	.662	.714

APPENDIX Q

COMPARISON OF FISCHER'S EXACT RESULTS WITH EXPECTANCY LEVELS FOR RANDOMIZED GROUP COMPARISONS

Fischer's Exact Test was used to calculate p values for the randomized group comparisons. Fischer's Exact Test yields p values from all possibilities assumed to be normally distributed. Therefore, some of the significant p values will occur by chance. To sort out "true" statistically significant results from chance expectancy, a Chi-Square was performed. The results are contained in Table Q-1 and indicate the significant results of the randomized group comparisons far exceed chance expectancy.

TABLE Q-1

COMPARISON OF SIGNIFICANT VERSUS NONSIGNIFICANT CONTINGENCY TABLE RESULTS ON THE RANDOMIZED GROUP COMPARISONS*

p values	Obtained Frequency (Number of Cases)	Expected Frequency	X^2*	p
.01- .10	2	12.2	8.528	<.01
.10- .20	4	12.2	5.511	<.02
.20-1.0	116	97.6	3.469	<.06
Total	122		17.508	<.001

* = Chi-Square Statistic

APPENDIX R

STUDENT VERSUS NONSTUDENT RANDOMIZED COMPARISONS

Randomized comparison of student and nonstudent groups proceeded along the same lines as the randomized student groups. Fischer's Exact Test was calculated for each item and the results of this procedure is found in Appendix P. Tables R-1 and R-2 contain the results of the student-nonstudent randomized comparison on the Interpersonal Checklist and the Beavers-Timberlawn Family Evaluation Scales respectively.

TABLE R-1

COMPARISON OF STUDENT AND NONSTUDENT GROUPS: INTERPERSONAL CHECKLIST

Rater Comparison	r_{xy}*	p
Husband	.865	<.01
Wife	.662	<.08
Couple as a Unit	.913	<.01
Husband: Combine Octants 1 and 2	.987	<.01
Wife: Combine Octants 1 and 2	.958	<.01

*r_{xy} = Pearson Product Moment Correlation Coefficient

TABLE R-2

COMPARISON OF STUDENT AND NONSTUDENT GROUPS:
BEAVERS-TIMBERLAWN FAMILY EVALUATION SCALES

Scale	$\bar{z}$ statistic*	Area Contained (two-tailed)
Power	.465	.3616
Coalition	-.493	.3758
Closeness	-.137	.1114
Mythology	-1.588	.8858
Negotiation	-.903	.6318
Communication	.766	.5588
Responsibility	-.328	.2568
Invasiveness	-.903	.6318
Permeability	-1.259	.7814
Expressiveness	-.657	.4908
Mood/Tone	-.219	.1742
Conflict	-.684	.5034
Empathy	-.274	.2128
Sum of Scales	-.712	.5222
Global Health Pathology	-.602	.4514

* = Mann Whitney U, $\bar{z}$ equivalent

APPENDIX S

COMPOSITE RESULTS FOR HUSBANDS: INTERPERSONAL CHECKLIST

Octant	Number of Cases Per Octant
1	11
2	10
3	1
4	0
5	1
6	0
7	0
8	2
Total	25

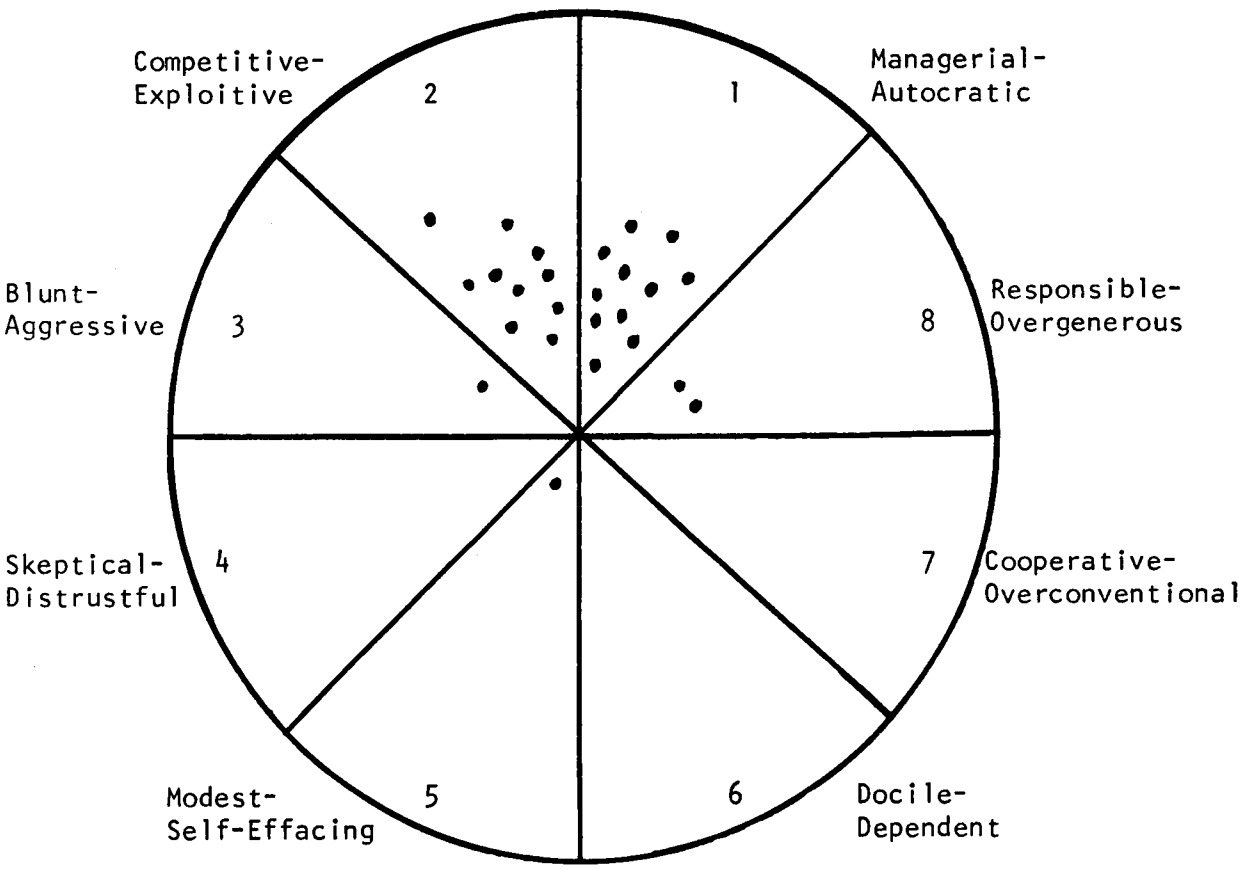

Figure S-1. Circumflex Illustration of Results for Husbands: Interpersonal Checklist.

APPENDIX T

COMPOSITE RESULTS FOR WIVES: INTERPERSONAL CHECKLIST

Octant	Number of Cases per Octant
1	9
2	6
3	4
4	2
5	0
6	2
7	1
8	1
Total	25

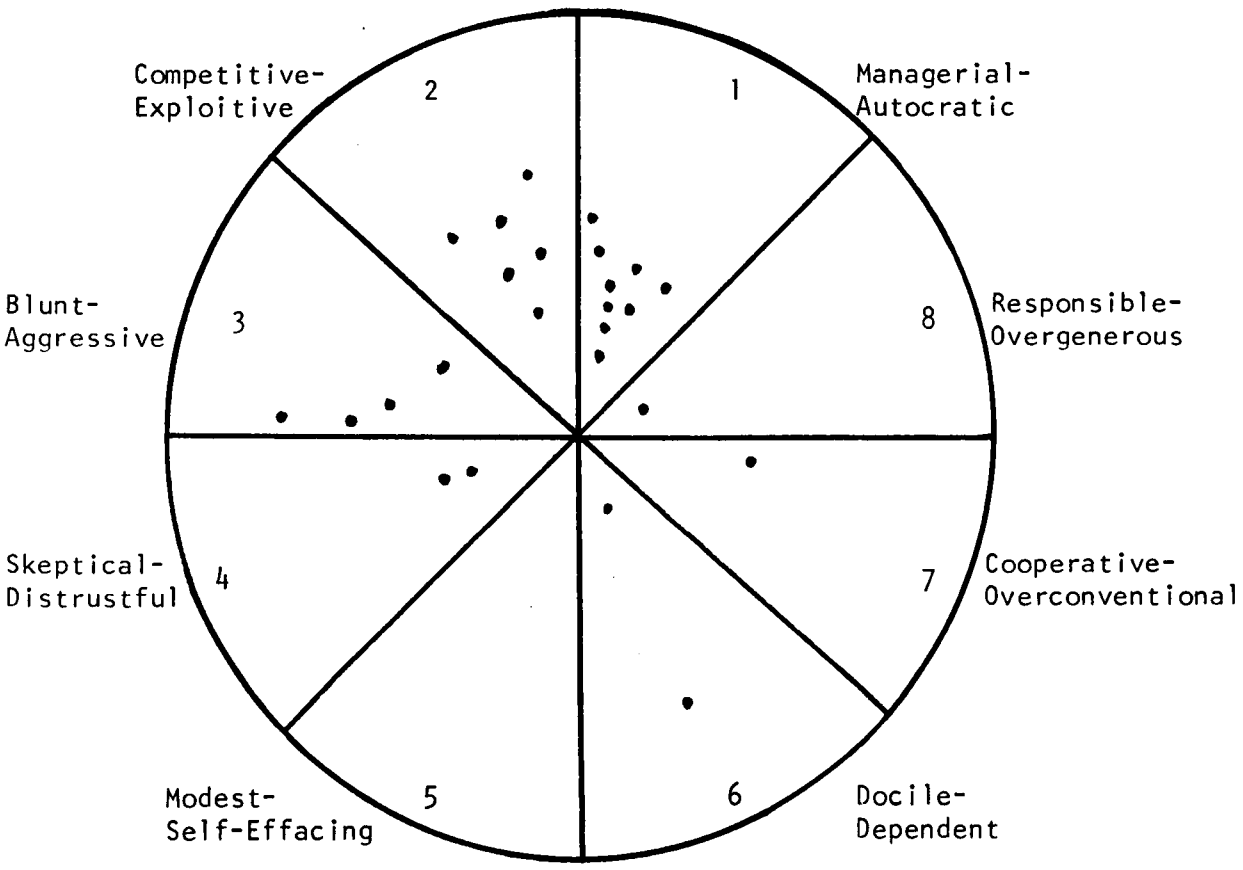

Figure T-1. Circumflex Illustration of Results for Wives: Interpersonal Checklist.

APPENDIX U

COMPOSITE RESULTS FOR COUPLES: INTERPERSONAL CHECKLIST

Octant	Number of Cases per Octant
1	12
2	12
3	1
4	0
5	0
6	0
7	0
8	0
Total	25

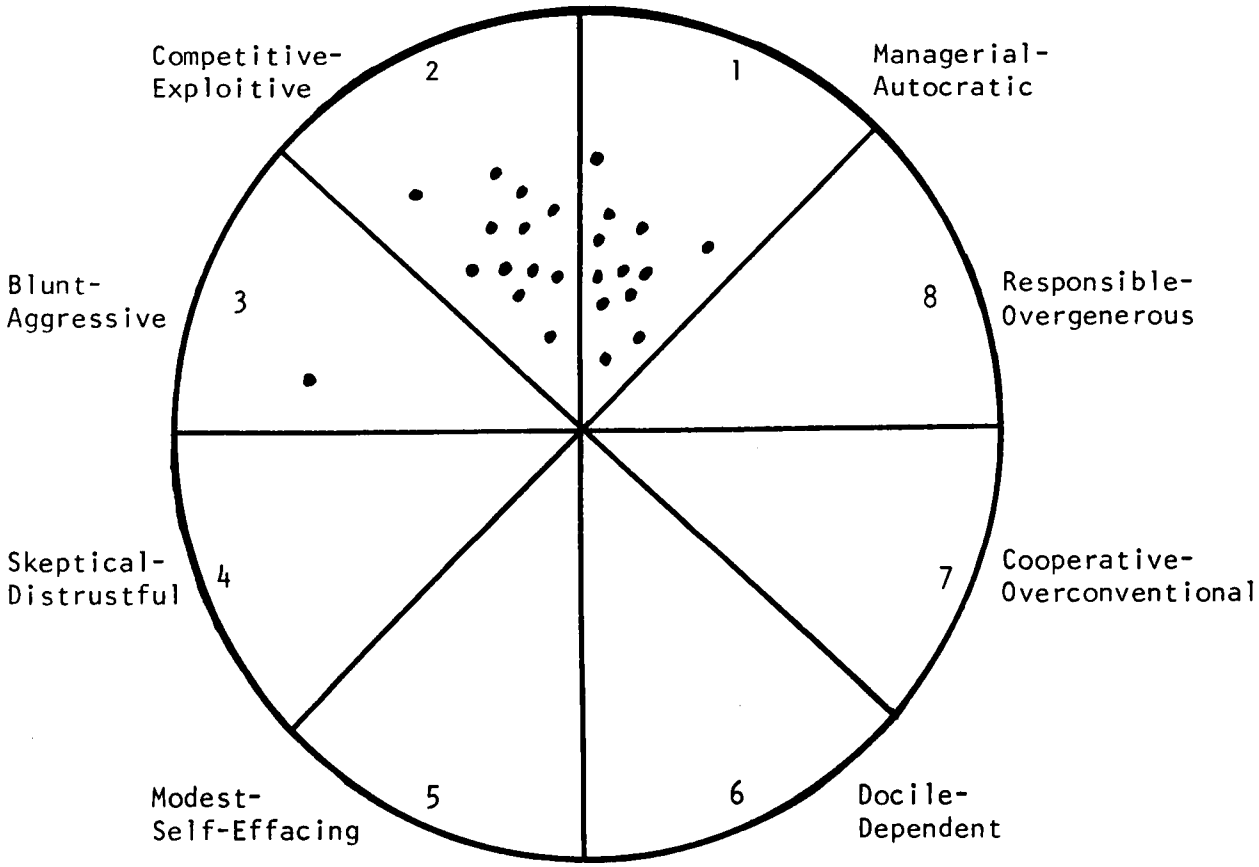

Figure U-1. Circumflex Illustration of Results for Couples as Units: Interpersonal Checklist.

APPENDIX V

COMPARISON OF STATISTICALLY SIGNIFICANT RESULTS OF INTERPERSONAL CHECKLIST WITH EXPECTANCY LEVELS

The Interpersonal Checklist is an eight category typology with an equal probability of being assigned to one of eight possible octants. While many statistically significant Chi-Square statistics were found, there is the risk of inflated overendorsements and underendorsements of octants simply by chance occurrence. To sort out "true" overendorsements/underendorsements from expectancy levels, the investigator compared the number of statistically significant Chi-Square results with the number of statistically significant results to be expected by chance. Table V-1 contains this comparison and indicates the results far exceed chance expectancy.

TABLE V-1

COMPARISON OF SIGNIFICANT AND NONSIGNIFICANT CHI-SQUARE RESULTS ON THE INTERPERSONAL CHECKLIST*

Significance Interval	Obtained Cases	Expected	X^2*	p
.001- .0499	14	1.7	81.906	<.001
.05 - .0999	9	1.7	27.2	<.001
.10 -1.00	11	30.6	12.55	<.001

* = Chi-Square Statistic with Yates Correction when appropriate

APPENDIX W

TABLE W-1

MEAN SCORES FOR EACH SCALE OF THE BEAVERS-TIMBERLAWN FAMILY EVALUATION SCALES

	Scale														
Couple	G-H	Pow	Coal	Cl	Myth	Neg	Comm	Res	Inv	Per	Exp	M/T	Conf	Emp	Total
20	1.5	1.5	1.0	1.5	1.5	1.0	2.0	1.5	3.0	1.0	1.5	1.0	2.0	1.5	20.0
15	2.5	2.0	1.0	2.0	1.5	2.0	2.0	2.0	2.5	1.5	1.5	1.0	2.0	2.0	23.0
14	4.5	1.5	2.5	2.0	3.0	2.5	2.0	2.0	1.5	2.0	3.0	1.5	3.0	2.0	28.5
9	3.0	2.5	1.5	4.0	1.5	2.0	2.0	2.0	2.5	1.5	2.0	1.0	2.0	1.5	26.0
13	5.5	2.0	2.0	2.0	2.5	2.5	3.5	2.5	3.5	2.5	2.5	2.0	3.5	2.5	33.5
25	1.0	1.0	1.0	1.5	1.0	1.0	1.5	1.0	2.5	1.0	1.0	1.0	1.0	1.0	15.5
8	1.5	1.0	1.0	1.5	1.5	1.5	1.5	1.0	1.5	1.0	1.5	1.0	2.0	1.5	17.5
18	2.0	1.5	1.5	1.5	1.5	1.5	2.0	1.5	1.5	1.5	2.0	1.0	1.5	2.0	20.5
12	3.0	1.5	1.5	2.0	2.0	2.0	3.0	1.5	1.0	2.0	2.5	1.5	2.0	2.0	24.5
7	2.0	1.5	1.0	2.0	1.5	1.0	1.5	1.5	2.0	1.5	1.5	1.0	1.5	1.5	19.0
10	5.0	3.0	1.5	2.0	2.5	2.5	2.0	2.5	2.5	2.5	2.0	1.5	2.5	2.5	29.5
19	1.5	1.0	1.0	1.0	1.5	1.5	1.5	1.0	2.0	1.0	1.5	1.0	1.5	1.0	16.5
4	2.0	2.0	1.0	1.5	2.0	1.5	1.5	1.0	2.5	1.5	1.5	1.0	2.0	1.5	20.5
17	2.5	1.0	1.0	4.0	2.0	2.0	2.0	2.0	2.5	2.0	2.0	1.0	2.0	1.5	25.0
6	2.5	1.5	1.5	1.5	2.0	2.0	2.0	1.5	2.0	1.5	2.5	1.0	1.5	1.5	22.0
2	6.0	3.0	1.5	4.5	3.5	2.5	2.5	3.0	2.5	2.5	3.0	1.0	3.0	2.5	35.0
23	4.0	2.5	1.5	2.0	3.0	2.5	1.5	1.5	2.5	1.5	2.0	1.5	2.5	2.0	26.5
22	4.5	2.0	2.0	3.0	3.5	2.0	1.5	3.0	3.5	3.5	2.0	1.5	3.0	2.5	33.0
21	1.0	1.0	1.0	1.0	1.0	1.0	1.0	1.0	2.0	1.0	1.5	1.0	1.5	1.0	15.0
3	1.5	1.0	1.0	1.0	1.0	1.0	1.0	1.0	2.5	1.5	1.0	1.0	1.5	1.5	16.0
5	2.0	1.0	1.0	1.0	2.0	1.0	1.5	1.5	1.5	2.0	1.5	1.0	2.0	1.5	18.5
16	3.0	1.5	2.0	3.0	2.0	2.5	2.5	2.0	3.5	2.0	2.5	1.0	2.0	2.0	28.5
24	7.0	2.5	2.5	3.5	3.5	3.5	3.5	2.5	1.0	2.5	3.0	2.0	3.5	3.0	36.5
1	6.0	2.0	3.0	3.0	3.5	4.5	2.0	2.5	3.5	3.0	2.5	2.5	4.0	3.0	39.0
11	4.0	1.0	2.0	2.0	2.5	3.0	2.5	2.5	3.5	3.0	2.5	2.5	3.5	2.5	33.0
Mean Scores	3.16	1.68	1.50	2.16	2.12	2.00	1.98	1.80	2.36	1.86	2.00	1.30	2.26	1.88	24.90

APPENDIX X

TABLE X-1

CONTINGENCY TABLE ANALYSIS: CONTENT ITEMS

Item	% Yes	% No	% Error	X^2	p
1	88	8.00	4.00	16.667	<.001
2	96	4.00	0.00	21.160	<.001
4	100	0.00	0.00	25.000	<.001
5	62.50	33.33	4.17	2.130	NSS
6	41.67	50.00	8.33	.182	NSS
7	84.00	4.00	12.00	18.182	<.001
8	84.00	4.00	12.00	18.182	<.001
9	96.00	4.00	0.00	21.160	<.001
10	90.91	4.54	4.54	14.727	<.001
11	92.00	0.00	8.00	23.000	<.001
12	0.00	88.00	12.00	22.000	<.001
13	88.00	8.00	4.00	16.667	<.001
14	100.00	0.00	0.00	25.000	<.001
15	84.00	4.00	12.00	18.182	<.001
16	92.00	0.00	8.00	17.64	<.001
17	75.00	18.75	6.25	4.267	<.050
18	88.00	0.00	12.00	22.000	<.001
19	0.00	92.00	8.00	23.000	<.001
20	96.00	4.00	0.00	21.160	<.001
21	40.00	48.00	12.00	.182	NSS
23	0.00	96.00	4.00	24.000	<.001
25	96.00	0.00	4.00	24.000	<.001
26	0.00	96.00	4.00	24.000	<.001
31	96.00	0.00	4.00	24.000	<.001
32	84.00	0.00	16.00	21.000	<.001
33	100.00	0.00	0.00	25.000	<.001
37	0.00	88.00	12.00	22.000	<.001
40	0.00	100.00	0.00	25.000	<.001
41	0.00	92.00	8.00	23.000	<.001
47	84.00	8.00	8.00	15.696	<.001
48	84.00	4.00	12.00	18.182	<.001
49	100.00	0.00	0.00	25.000	<.001
50	0.00	96.00	4.00	24.000	<.001
51	0.00	88.00	12.00	22.000	<.001
52	4.00	84.00	12.00	18.182	<.001
53	20.00	64.00	16.00	5.762	<.020
54	92.00	0.00	8.00	23.000	<.001
55	92.00	0.00	8.00	23.000	<.001
56	36.00	52.00	12.00	.727	NSS

Table X-1 (continued)

Item	% Yes	% No	% Error	X^2	p
57	92.00	4.00	4.00	20.167	<.001
58	4.17	87.50	8.33	18.182	<.001
59	4.17	87.50	8.33	18.182	<.001
62	84.00	4.00	12.00	18.182	<.001
63	92.00	8.00	0.00	17.640	<.001
64	8.00	76.00	16.00	13.762	<.001
65	4.00	92.00	4.00	20.167	<.001
67	92.00	4.00	4.00	20.167	<.001
68	8.00	92.00	0.00	17.640	<.001
69	96.00	0.00	4.00	24.000	<.001
71	36.00	56.00	8.00	1.087	NSS
72	84.00	8.00	8.00	15.696	<.001
74	0.00	96.00	4.00	24.000	<.001
76	60.00	40.00	0.00	1.000	NSS
77	84.00	4.00	12.00	18.182	<.001
79	88.00	4.00	8.00	19.174	<.001
80	32.00	60.00	8.00	3.130	NSS
81	72.00	28.00	0.00	4.840	<.050
82	4.00	84.00	12.00	21.000	<.001
83	84.00	0.00	16.00	21.000	<.001
84	96.00	4.00	0.00	21.160	<.001
85	4.00	80.00	16.00	18.180	<.001
86	88.00	4.00	12.00	19.174	<.001
87	84.00	0.00	16.00	21.000	<.001
88	0.00	88.00	12.00	22.000	<.001
89	33.33	62.50	4.17	2.130	NSS
90	45.83	45.83	8.33	0.000	NSS
91	0.00	88.00	12.00	22.000	<.001
93	92.00	0.00	8.00	23.000	<.001
97	0.00	100.00	0.00	25.000	<.001
98	84.00	4.00	12.00	18.180	<.001
100	80.00	4.00	16.00	17.190	<.001
101	100.00	0.00	0.00	25.000	<.001
102	96.00	4.00	0.00	21.160	<.001
104	91.67	4.17	4.17	18.180	<.001
106	4.00	96.00	0.00	21.160	<.001
107	96.00	0.00	4.00	24.000	<.001
108	80.00	16.00	4.00	10.667	<.010
109	92.00	0.00	8.00	23.000	<.001
110	96.00	0.00	4.00	24.000	<.001
111	92.00	0.00	8.00	23.000	<.001
112	0.00	88.00	12.00	22.000	<.001
114	92.00	4.00	4.00	20.167	<.001
115	92.00	4.00	4.00	20.167	<.001
116	84.00	4.00	12.00	18.180	<.001

Table X-1 (continued)

Item	% Yes	% No	% Error	X^2	p
117	4.00	92.00	4.00	20.167	<.001
118	0.00	100.00	0.00	25.000	<.001
120	84.00	0.00	16.00	21.000	<.001
121	92.00	8.00	0.00	17.640	<.001
122	92.00	4.00	4.00	20.167	<.001
123	96.00	0.00	4.00	24.000	<.001
124	80.00	12.00	8.00	12.565	<.001
125	0.00	84.00	16.00	21.000	<.001
127	80.00	12.00	8.00	12.565	<.001
128	92.00	4.00	4.00	20.167	<.001
129	4.00	92.00	4.00	20.167	<.001
130	4.00	84.00	12.00	18.180	<.001
131	92.00	4.00	4.00	20.167	<.001
133	96.00	0.00	4.00	24.000	<.001
135	4.00	88.00	8.00	19.174	<.001
139	0.00	100.00	0.00	25.000	<.001
140	72.00	24.00	4.00	6.000	<.020
142	12.00	80.00	8.00	12.565	<.001
145	88.00	4.00	8.00	19.174	<.001
146	12.00	72.00	16.00	8.909	<.010
148	92.00	4.00	4.00	20.167	<.001
149	76.00	12.00	12.00	9.783	<.010
153	88.00	4.00	8.00	19.174	<.001
155	0.00	84.00	16.00	21.000	<.001
156	100.00	0.00	0.00	25.000	<.001
157	88.00	0.00	12.00	22.000	<.001
158	88.00	8.00	4.00	16.667	<.001
159	92.00	0.00	8.00	23.000	<.001
161	92.00	4.00	4.00	20.167	<.001
162	12.00	80.00	8.00	12.565	<.001
163	88.00	0.00	12.00	22.000	<.001
167	96.00	0.00	4.00	24.000	<.001
168	88.00	0.00	12.00	22.000	<.001
169	4.00	80.00	16.00	17.901	<.001
170	100.00	0.00	0.00	25.000	<.001
171	84.00	0.00	16.00	21.000	<.001
172	88.00	0.00	12.00	22.000	<.001
173	80.00	8.00	12.00	14.727	<.001

N = 122

APPENDIX Y

COMPARISON OF CHI-SQUARE RESULTS ON CONTENT ITEMS WITH EXPECTANCY LEVELS

Although the Content Items are classified dichotomously, the entire sample of 122 items is still assumed to have a normal distribution if examined in larger populations. As such, some of the statistically significant results can expect to occur by chance alone. To differentiate "true" statistically significant results from expectancy levels, the investigator compared the number of obtained statistically significant results with expectancy levels of statistically significant results. Table Y-1 contains this comparison and indicates the results of the Content Item far exceed chance.

TABLE Y-1

COMPARISON OF SIGNIFICANT AND NONSIGNIFICANT CHI-SQUARE RESULTS ON THE CONTENT ITEMS

Significance Level	Obtained Number of Cases	Expected Number of Cases	X^2*	p
.001 - .050	115	6.1	1926.321	<.001
.051 - .100	0	6.1	7.141	<.010
.110 - .200	2	12.2	8.528	<.010
.210 - 1.00	5	97.6	87.856	<.001

* = Chi-Square with Yates Correction when appropriate

APPENDIX Z

ITEMS PER CLUSTER WITH CHI-SQUARE CALCULATIONS

I. Rater Impressions

#4 - This couple gave the interviewer an honest picture of themselves.
Percent Agreement: 100%
G-Index of Agreement: 100%

#48 - The rater would not want this kind of marriage but it does seem to work well for this couple.
Percent Agreement: 88%
G-Index of Agreement: 80%

#80 - This couple may be deceiving themselves; they seem to have more significant conflict than they report or realize.
Percent Agreement: 92%
G-Index of Agreement: 84%

#173 - This couple does seem very happy.
Percent Agreement: 88%
G-Index of Agreement: 76%

Rater Impressions

Item Number	X^2*	p
4	25.000	<.001
48	18.182	<.001
80	2.130	NSS**
173	14.727	<.001

Total: N = 4

X^2 entire cluster (N = 3): 57.522 p <.001

* = Chi-Square Statistic with Yates Correction when appropriate.
** = Not statistically significant.

Items Per Cluster With Chi-Square Calculations (continued)

II. Interpersonal Behavior

I. Affirmative

#16 - Personality style of one member complements and fits well the style of the spouse.
Percent Agreement: 92%
G-Index of Agreement: 84%

#18 - Husband takes responsibility for himself.
Percent Agreement: 88%
G-Index of Agreement: 76%

#32 - This couple is honest with each other.
Percent Agreement: 84%
G-Index of Agreement: 68%

#87 - Wife takes responsibility for herself.
Percent Agreement: 84%
G-Index of Agreement: 68%

#98 - Personal identity separate from spouse is cultivated in this marriage:

	Yes	No
For Husband:	_____	_____

Percent Agreement: 88%
G-Index of Agreement: 76%

#102 - Humor is an important element in this marriage.
Percent Agreement: 100%
G-Index of Agreement: 100%

#115 - Each member is supportive of the other.
Percent Agreement: 96%
G-Index of Agreement: 92%

#122 - Bolstering of spouse's self-esteem occurs in this marriage.
Percent Agreement: 96%
G-Index of Agreement: 92%

#128 - They depend on each other.
Percent Agreement: 96%
G-Index of Agreement: 92%

Items Per Cluster With Chi-Square Calculations (continued)

#133 - This couple is able to delay gratification of their wants/needs.
Percent Agreement: 96%
G-Index of Agreement: 92%

#159 - This couple feels honesty is an important element in their marriage.
Percent Agreement: 92%
G-Index of Agreement: 84%

#167 - In this marriage the individuals respect each other.
Percent Agreement: 96%
G-Index of Agreement: 92%

#171 - This couple feels that self-knowledge of one's wants, likes, dislikes, and expectations is an important element in making the marriage work well.
Percent Agreement: 84%
G-Index of Agreement: 68%

II. Absent

#12 - Personal growth is not a high priority in this marriage.
Percent Agreement: 88%
G-Index of Agreement: 76%

#26 - Personality styles of the couple clash with one another.
Percent Agreement: 96%
G-Index of Agreement: 92%

#64 - This is an introverted couple.
Percent Agreement: 84%
G-Index of Agreement: 68%

#85 - Wife takes too much responsibility for her husband.
Percent Agreement: 84%
G-Index of Agreement: 68%

#118 - This couple expects immediate gratification of their wants/needs.
Percent Agreement: 100%
G-Index of Agreement: 100%

#155 - Wife attempts to define how her husband thinks/feels.
Percent Agreement: 84%
G-Index of Agreement: 68%

#162 - Wife is invested in trying to change her husband.
Percent Agreement: 92%
G-Index of Agreement: 84%

Items Per Cluster With Chi-Square Calculations (continued)

Interpersonal Behavior

I. Affirmative

Item Number	X^2*	p
16	17.640	<.001
18	22.000	<.001
32	21.000	<.001
87	21.000	<.001
98	18.180	<.001
102	21.160	<.001
115	20.167	<.001
122	20.167	<.001
128	20.167	<.001
133	24.000	<.001
159	23.000	<.001
167	24.000	<.001
171	21.000	<.001

Total: N = 13

X^2 entire cluster Affirmative: 282.22 $p < .001$

II. Absent

Item Number	X^2*	p
12	22.000	<.001
26	24.000	<.001
64	13.762	<.001
85	18.180	<.001
118	25.000	<.001
155	21.000	<.001
162	12.565	<.001

Total: N = 7

X^2 entire cluster Absent: 85.33 $p < .001$

* = Chi-Square Statistic with Yates Correction when appropriate.

Items Per Cluster With Chi-Square Calculations (continued)

III. Sex

#50 - This couple has an "open marriage."
Percent Agreement: 96%
G-Index of Agreement: 92%

#121 - This couple feels sex is an important aspect of their relationship.
Percent Agreement: 100%
G-Index of Agreement: 100%

#156 - Couple believes in and practices sexual fidelity.
Percent Agreement: 100%
G-Index of Agreement: 100%

Sex

Item Number	X^2*	p
50	24.000	<.001
121	17.640	<.001
156	25.000	<.001

Total: N = 3

Chi-Square entire cluster: 66.216 p<.001

* = Chi-Square Statistic with Yates Correction when appropriate.

IV. Problem Solving

I. Affirmative

#1 - This couple's arguments/disagreements are time-limited.
Percent Agreement: 96%
G-Index of Agreement: 92%

#55 - This couple is able to differentiate situational or day-to-day stresses from conflicts within the marriage.
Percent Agreement: 92%
G-Index of Agreement: 84%

Items Per Cluster With Chi-Square Calculations (continued)

#72 - They are effective problem-solvers.
Percent Agreement: 92%
G-Index of Agreement: 84%

#100 - This couple is able to generate alternatives for solving their problems.
Percent Agreement: 84%
G-Index of Agreement: 68%

#110 - This couple tends to work out their problems between themselves and without the involvement of other family members.
Percent Agreement: 96%
G-Index of Agreement: 92%

#116 - This couple tackles conflict in their marriage with the assumption that they will work out their problems.
Percent Agreement: 88%
G-Index of Agreement: 76%

#131 - This couple has disagreements.
Percent Agreement: 96%
G-Index of Agreement: 92%

#153 - During arguments one member is eventually willing to "put down the gloves."
Percent Agreement: 92%
G-Index of Agreement: 84%

II. Negative

#97 - It is important for this couple to involve other family members in disagreements involving the marital unit.
Percent Agreement: 100%
G-Index of Agreement: 100%

#117 - This couple's arguments/disagreements last for prolonged periods of time.
Percent Agreement: 96%
G-Index of Agreement: 92%

#169 - When conflict arises this couple is reluctant to compromise.
Percent Agreement: 84%
G-Index of Agreement: 68%

Items Per Cluster With Chi-Square Calculations (continued)

Problem-Solving

I. Affirmative

Item Number	X^2*	p
1	16.667	<.001
55	23.000	<.001
72	15.696	<.001
100	17.190	<.001
110	24.000	<.001
116	18.180	<.001
131	20.167	<.001
153	19.174	<.001

Total: N = 8

X^2 entire cluster: 153.888 p <.001

II. Negative

Item Number	X^2*	p
97	25.000	<.001
117	20.167	<.001
169	17.901	<.001

Total: N = 3

X^2 entire cluster: 37.355 p <.001

* = Chi-Square Statistic with Yates Correction when appropriate.

Items Per Cluster With Chi-Square Calculations (continued)

V. Finances

#124 - This couple has struggled with finances at some point in their marriage.
Percent Agreement: 92%
G-Index of Agreement: 84%

#140 - Both parties see the accumulation of material wealth and personal belongings as important.
Percent Agreement: 96%
G-Index of Agreement: 92%

#142 - This couple has never struggled financially.
Percent Agreement: 92%
G-Index of Agreement: 84%

Finances

Item Number	X^2*	p
124	12.565	<.001
140	6.000	<.020
142 (answered 80% no-no)	12.565	<.001

Total: N = 3
X^2 entire cluster (N = 2): 17.894 p <.001

* = Chi-Square Statistic with Yates Correction when appropriate.

VI. Common Sense

I. Affirmative

#11 - This couple is sensible.
Percent Agreement: 92%
G-Index of Agreement: 84%

Items Per Cluster With Chi-Square Calculations (continued)

#49 - Part of the reason for this couple's marital success is not expecting too much from everyday life.
Percent Agreement: 100%
G-Index of Agreement: 100%

#57 - This couple is practical.
Percent Agreement: 96%
G-Index of Agreement: 92%

#69 - This couple is down-to-earth.
Percent Agreement: 96%
G-Index of Agreement: 92%

#83 - There is an acceptance of the spouse's limitations present with this couple.
Percent Agreement: 84%
G-Index of Agreement: 68%

#109 - There is an acceptance of one's own limitations present with this couple.
Percent Agreement: 92%
G-Index of Agreement: 84%

II. Negative

#37 - This couple has a romanticized view of marriage.
Percent Agreement: 88%
G-Index of Agreement: 76%

#41 - This couple allows the "little things" to aggravate them.
Percent Agreement: 92%
G-Index of Agreement: 84%

#51 - This couple lives by the philosophy of "let's live for today."
Percent Agreement: 88%
G-Index of Agreement: 80%

#106 - This couple attributes their marital success to chance.
Percent Agreement: 100%
G-Index of Agreement: 100%

#112 - Each member of the couple believes their marriage will satisfy all of their individual needs.
Percent Agreement: 88%
G-Index of Agreement: 76%

Items Per Cluster With Chi-Square Calculations (continued)

#129 - This couple tends to "make mountains out of molehills."
Percent Agreement: 96%
G-Index of Agreement: 92%

Common Sense

I. Affirmative

Item Number	X^2*	p
11	23.000	<.001
49	25.000	<.001
57	21.176	<.001
69	24.000	<.001
83	21.000	<.001
109	23.000	<.001

Total: N = 6
X^2 entire cluster: 135.029 p <.001

II. Negative

Item Number	X^2*	p
37	22.000	<.001
41	23.000	<.001
51	22.000	<.001
106	21.167	<.001
112	22.000	<.001
129	20.167	<.001

Total: N = 6
X^2 entire cluster: 130.116 p <.001

* = Chi-Square Statistic with Yates Correction when appropriate.

Items Per Cluster With Chi-Square Calculations (continued)

VII. Intimacy

I. Affirmative

#13 - In general, prefer to spend free time with spouse rather than with others.
Percent Agreement: 96%
G-Index of Agreement: 92%

#17 - This couple has pet names for each other.
Percent Agreement: 94%
G-Index of Agreement: 88%

#20 - In addition to being married, each member feels the spouse is his/her best friend.
Percent Agreement: 100%
G-Index of Agreement: 100%

#62 - This couple considers themselves intimate.
Percent Agreement: 88%
G-Index of Agreement: 76%

#93 - This couple is in love.
Percent Agreement: 92%
G-Index of Agreement: 84%

#104 - This couple enjoys periods of physical contact--i.e., hugging, fondling--without intercourse being the goal.
Percent Agreement: 96%
G-Index of Agreement: 92%

#107 - This couple enjoys each other's company.
Percent Agreement: 96%
G-Index of Agreement: 92%

#108 - This couple has "private time" they set aside to spend together--i.e., taking walks, reading together, etc.
Percent Agreement: 96%
G-Index of Agreement: 92%

#170 - This couple shares information with the spouse that they share with no one else.
Percent Agreement: 100%
G-Index of Agreement: 100%

#172 - This is an intimate couple.
Percent Agreement: 88%
G-Index of Agreement: 76%

Items Per Cluster With Chi-Square Calculations (continued)

II. Negative

#23 - There is no distinction between "private" and "public" in this couple.
Percent Agreement: 96%
G-Index of Agreement: 92%

#40 - This couple maintains no difference in closeness between marital relationship and their relationship with others.
Percent Agreement: 100%
G-Index of Agreement: 100%

Intimacy

I. Affirmative

Item Number	X^2*	p
13	16.667	<.001
17	4.267	<.010
20	21.167	<.001
62	18.182	<.001
93	23.000	<.001
104	18.182	<.001
107	24.000	<.001
108	10.667	<.010
170	25.000	<.001
172	22.000	<.001

Total: N = 10

X^2 entire cluster: 181.537 $p < .001$

* = Chi-Square Statistic with Yates Correction when appropriate.

Items Per Cluster With Chi-Square Calculations (continued)

Intimacy

II. Negative

Item Number	X^2*	p
23	24.000	<.001
40	25.000	<.001

Total: N = 2

X^2 entire cluster: 49.000 $p < .001$

* = Chi-Square Statistic with Yates Correction when appropriate.

VIII. Commitment

#47 - This couple assumes they will be married for the rest of their lives.
Percent Agreement: 92%
G-Index of Agreement: 84%

#67 - This is a committed couple.
Percent Agreement: 96%
G-Index of Agreement: 92%

#101 - This couple feels marriage "is not a rose garden; it's what you make of it."
Percent Agreement: 100%
G-Index of Agreement: 100%

#123 - This couple is determined to make their marriage work.
Percent Agreement: 96%
G-Index of Agreement: 92%

#145 - This couple sees the ability to "hang in there" as important to making their marriage work.
Percent Agreement: 92%
G-Index of Agreement: 84%

#148 - This couple attributes their marital success to hard work and effort.
Percent Agreement: 96%
G-Index of Agreement: 92%

Items Per Cluster With Chi-Square Calculations (continued)

#161 - This couple considers themselves to be committed.
Percent Agreement: 96%
G-Index of Agreement: 92%

#163 - This couple feels that divorce is often a result of others not putting enough effort into their marriage.
Percent Agreement: 88%
G-Index of Agreement: 76%

Commitment

Item Number	X^2*	p
47	15.696	<.001
67	20.167	<.001
101	25.000	<.001
123	24.000	<.001
145	19.174	<.001
148	20.167	<.001
161	20.167	<.001
163	22.000	<.001

Total: N = 8

X^2 entire cluster: 165.762 $p<.001$

* = Chi-Square Statistic with Yates Correction when appropriate.

IX. Couple Constancy

I. Affirmative

#2 - This couple has a history of having "weathered hard times" together.
Percent Agreement: 96%
G-Index of Agreement: 92%

Items Per Cluster With Chi-Square Calculations (continued)

#25 - This couple feels the good times have outweighed the bad.
Percent Agreement: 96%
G-Index of Agreement: 92%

#31 - This couple is optimistic regarding their future.
Percent Agreement: 96%
G-Index of Agreement: 92%

#54 - This couple believes they are more happily married than other couples.
Percent Agreement: 92%
G-Index of Agreement: 84%

#77 - This couple is confident that their marriage will survive "the storms of life."
Percent Agreement: 88%
G-Index of Agreement: 76%

#84 - When necessary, this couple feels they can create a "haven" or "sanctuary" where they can temporarily shut out the rest of the world.
Percent Agreement: 100%
G-Index of Agreement: 100%

#111 - They have developed a sense of "coupleness or weness" in addition to their individual identities.
Percent Agreement: 92%
G-Index of Agreement: 84%

#127 - Teamwork is an important element of their marriage.
Percent Agreement: 92%
G-Index of Agreement: 84%

#157 - For this couple marriage is a partnership.
Percent Agreement: 88%
G-Index of Agreement: 76%

II. Negative

#19 - This couple is pessimistic about their future.
Percent Agreement: 92%
G-Index of Agreement: 84%

#52 - Change is not a high priority in this marriage.
Percent Agreement: 88%
G-Index of Agreement: 80%

Items Per Cluster With Chi-Square Calculations (continued)

#74 - With respect to their marriage, this couple believes the "grass is greener on the other side of the hill."
Percent Agreement: 96%
G-Index of Agreement: 92%

#88 - This marriage is in a constant state of flux.
Percent Agreement: 88%
G-Index of Agreement: 76%

#91 - There is always some type of crisis going on in this marriage.
Percent Agreement: 88%
G-Index of Agreement: 76%

#125 - This couple lacks a sense of permanence and stability in their relationship.
Percent Agreement: 84%
G-Index of Agreement: 68%

#130 - This couple has significant doubts about their ability to cope with the demands of life.
Percent Agreement: 88%
G-Index of Agreement: 76%

#139 - There is little to no routine in this marriage.
Percent Agreement: 100%
G-Index of Agreement: 100%

Items Per Cluster With Chi-Square Calculations (continued)

Couple Constancy

Item Number	I. Affirmative X^2*	p
2	21.167	<.001
25	24.000	<.001
31	24.000	<.001
54	23.000	<.001
77	18.182	<.001
84	21.167	<.001
111	23.000	<.001
127	12.565	<.001
157	22.000	<.001

Total: N = 9

X^2 entire cluster: 187.184 $p < .001$

Item Number	II. Negative X^2*	p
19	23.000	<.001
52	18.182	<.001
74	24.000	<.001
88	22.000	<.001
91	22.000	<.001
125	21.000	<.001
130	18.182	<.001
139	25.000	<.001

Total: N = 8

X^2 entire cluster: 150.102 $p < .001$

* = Chi-Square Statistic with Yates Correction when appropriate.

Items Per Cluster With Chi-Square Calculations (continued)

X. Similarities and Differences

I. Affirmative

#8 - This couple has similar goals.
Percent Agreement: 88%
G-Index of Agreement: 76%

#10 - Couple likes similar food.
Percent Agreement: 95%
G-Index of Agreement: 83%

#79 - The value systems of the couple are compatible.
Percent Agreement: 92%
G-Index of Agreement: 84%

#114 - This couple has similar value systems.
Percent Agreement: 96%
G-Index of Agreement: 92%

#120 - This couple's goals are compatible.
Percent Agreement: 84%
G-Index of Agreement: 68%

#149 - This couple likes similar recreational activities.
Percent Agreement: 88%
G-Index of Agreement: 76%

#158 - This couple has common interests.
Percent Agreement: 96%
G-Index of Agreement: 92%

II. Negative

#53 - This couple has had similar rearing experiences.
Percent Agreement: 84%
G-Index of Agreement: 68%

#65 - The value systems of this couple are incompatible.
Percent Agreement: 96%
G-Index of Agreement: 92%

#82 - This couple's goals are incompatible.
Percent Agreement: 86%
G-Index of Agreement: 71%

#135 - Each member of the couple has different values.
Percent Agreement: 92%
G-Index of Agreement: 84%

Items Per Cluster With Chi-Square Calculations (continued)

Similarities and Differences

I. Affirmative

Item Number	X^2*	p
8	18.182	<.001
10	14.727	<.001
79	19.174	<.001
114	20.167	<.001
120	21.000	<.001
149	9.783	<.010
158	16.667	<.001

Total: N = 7

X^2 entire cluster: 121.79 p<.001

II. Negative

Item Number	X^2*	p
53	5.762	<.020
65	20.167	<.001
82	21.000	<.001
135	19.174	<.001

Total: N = 4

X^2 entire cluster: ***

* = Chi-Square Statistic with Yates Correction when appropriate.
*** Not calculated as 75% of the items in this category were opposites; therefore, scores averaged and counted in affirmative cluster.

Items Per Cluster With Chi-Square Calculations (continued)

XI. Communication

#7 - There is a congruence between the husband's implicit and explicit expectations for his wife.
Percent Agreement: 88%
G-Index of Agreement: 76%

#9 - Wife has explicit expectations for her husband.
Percent Agreement: 100%
G-Index of Agreement: 100%

#14 - Within the marriage each spouse provides a "sounding board" for the other.
Percent Agreement: 100%
G-Index of Agreement: 100%

#15 - Couple can talk about their disagreements openly.
Percent Agreement: 88%
G-Index of Agreement: 76%

#33 - Husband has explicit expectations for his wife.
Percent Agreement: 100%
G-Index of Agreement: 100%

#76 - Each party communicates his position clearly when trying to work out their problems.
Percent Agreement: 100%
G-Index of Agreement: 100%

#81 - Husband attempts to make his thoughts, feelings, wants/needs explicit to his wife.
Percent Agreement: 100%
G-Index of Agreement: 100%

#168 - Wife attempts to make her thoughts, feelings, wants/needs explicit to her husband.
Percent Agreement: 88%
G-Index of Agreement: 76%

Items Per Cluster With Chi-Square Calculations (continued)

Communication

Item Number	X^2*	p
7	18.182	<.001
9	21.160	<.001
14	25.000	<.001
15	18.182	<.001
33	25.000	<.001
76	1.000	NSS**
81	4.840	<.050
168	22.000	<.001

Total: N = 8

X^2 entire cluster (N = 7): 124.469 p <.001

* = Chi-Square Statistic with Yates Correction when appropriate.
** = Not statistically significant.

XII. Chores

#21 - Household chores are delegated along the lines of personal preference.
Percent Agreement: 88%
G-Index of Agreement: 76%

#56 - At some point in the marriage household chores were a source of conflict for this couple.
Percent Agreement: 88%
G-Index of Agreement: 76%

#146 - Household chores are a source of conflict for this couple.
Percent Agreement: 88%
G-Index of Agreement: 76%

Items Per Cluster With Chi-Square Calculations (continued)

Chores

Item Number	X^2*	p
21	.182	NSS**
56	.727	NSS**
146 (72% no-no)	8.909	< .01

Total: N = 3

* = Chi-Square Statistic with Yates Correction when appropriate.
** = Not statistically significant.

XIII. Family Relationships

#5 -
#6 - Parental relationship seen largely as "positive" and a relationship to model or emulate:

	Yes	No
For Husband:	_____	_____
For Wife:	_____	_____

#5 - Percent Agreement:	96%
G-Index of Agreement:	92%
#6 - Percent Agreement:	92%
G-Index of Agreement:	84%

#58 -
#59 - Parental relationship seen has having no influence on couple's present relationship:

	Yes	No
For Husband:	_____	_____
For Wife:	_____	_____

#58 - Percent Agreement:	92%
G-Index of Agreement:	84%
#59 - Percent Agreement:	92%
G-Index of Agreement:	84%

Items Per Cluster With Chi-Square Calculations (continued)

#89 -
#90 - Parental relationship seen as largely "negative" and not the kind of relationship to model or emulate:

	Yes	No
For Husband:	_____	_____
For Wife:	_____	_____
#89 - Percent Agreement:		96%
G-Index of Agreement:		92%
#90 - Percent Agreement:		92%
G-Index of Agreement:		94%

Family Relationships

Item Number	X^2*	p
5	2.130	NSS**
6	.182	NSS**
58 (87.5% no-no)	18.182	<.001
59	18.182	<.001
89	2.130	NSS**
90	0.000	NSS**

Total: N = 6

X^2 entire cluster***

* = Chi-Square Statistic with Yates Correction when appropriate.
** = Not statistically significant.
*** = Not performed as 67% of the items not statistically significant.

Items Per Cluster With Chi-Square Calculations (continued)

XIV. Miscellaneous

#63 - This couple has many support systems outside the marital unit.
Percent Agreement: 100%
G-Index of Agreement: 100%

#71 - Religion is an important variable in making things work between them.
Percent Agreement: 92%
G-Index of Agreement: 84%

#86 - This couple has or plans to have children and views children as another avenue for growth in the marital relationship.
Percent Agreement: 92%
G-Index of Agreement: 84%

Miscellaneous

Item Number	X^2*	p
63 (92% yes-yes)	17.640	<.001
69 (92% no-no)	17.640	<.001
86 (88% yes-yes)	19.174	<.001
71	1.087	NSS**

Total: N = 4

* = Chi-Square Statistic with Yates Correction when appropriate.
** = Not statistically significant.

VITA

Lance T. Laurence was born on February 10, 1952 to Joseph and Mary Laurence. He attended grammar and high school in Detroit, Michigan where he spent the first eighteen years of his life. He attended Michigan State University in East Lansing, Michigan from 1970-1974 where he obtained a B.S. in psychology. He attended graduate school at The University of Tennessee, Knoxville, where he attained his doctorate in clinical psychology. He completed a predoctoral internship training program at the State University of New York - Upstate Medical Center in Syracuse, New York. He is married to Lorrie G. Beevers, also a clinical psychologist.